

---

BOND PRICING AGENCY MALAYSIA

THE  
MALAYSIAN  
BOND AND  
SUKUK  
ALMANAC  
2021



BOND PRICING AGENCY MALAYSIA

[www.bpam.com.my](http://www.bpam.com.my)

---

The information provided in this Almanac is intended solely for the purpose of providing general information on the Ringgit bond market and it is not intended for trading purposes. No part of the information constitutes a solicitation, offer, opinion, or recommendation by Bond Pricing Agency Malaysia Sdn Bhd (BPAM) to buy or sell any security, or to provide legal, tax, accounting, or investment advice or services regarding the profitability or suitability of any security or investment. Users are advised to consult their professional investment advisors before making any investment decision. The information provided in this Almanac is provided on an “as is” basis, and while care has been taken to ensure the accuracy and reliability of the information provided in this document, BPAM provides no warranties or representations of any kind, either expressed or implied, including, but not limited to, warranties of title or implied warranties of fitness for a particular purpose, accuracy, correctness, non-infringement, timeliness, completeness, or that the information is always up-to-date. The information in this Almanac is provided gratuitously and without liability. BPAM shall not be responsible or liable for any claims, loss, damages, cost or expenses arising in any way out of or in connection with any person relying upon the information.

**This Almanac is published by**

Bond Pricing Agency Malaysia Sdn Bhd [200401028895 (667403-U)]  
17-8 & 19-8 The Boulevard, Mid Valley City, Lingkaran Syed Putra, 59200 Kuala Lumpur  
Tel: 03-2772 0888 Fax: 03-2772 0887  
E-mail: [enquiries@bpam.com.my](mailto:enquiries@bpam.com.my) Website: [www.bpam.com.my](http://www.bpam.com.my)

**Created by**

Bond Pricing Agency Malaysia Sdn Bhd [200401028895 (667403-U)]

# TABLE OF CONTENTS

<b>FOREWORD – BPAM CHIEF EXECUTIVE OFFICER / EXECUTIVE DIRECTOR .....</b>	<b>1</b>
<b>BOND PRICING AGENCY MALAYSIA – ACTIVITIES AND DEVELOPMENTS IN 2021 .....</b>	<b>2</b>
<b>MALAYSIAN BOND AND SUKUK MARKET .....</b>	<b>5</b>
2021 AT A GLANCE .....	5
OTHER KEY STATISTICS.....	13
<b>FEATURE.....</b>	<b>18</b>
BPAM ESG LEAGUE TABLES .....	18
<b>LIST OF BONDS/SUKUK - GOVERNMENT.....</b>	<b>23</b>
LONG TERM GOVERNMENT BONDS/SUKUK OUTSTANDING AS OF 31 DECEMBER 2021 .....	23
SHORT TERM GOVERNMENT BONDS/SUKUK OUTSTANDING AS OF 31 DECEMBER 2021 .....	27
<b>COMPANY PROFILE - GOVERNMENT.....</b>	<b>28</b>
<b>LIST OF BONDS/SUKUK - CORPORATE.....</b>	<b>31</b>
LONG TERM CORPORATE BONDS/SUKUK OUTSTANDING AS OF 31 DECEMBER 2021 .....	31
SHORT TERM CORPORATE BONDS/SUKUK OUTSTANDING AS OF 31 DECEMBER 2021.....	225
<b>COMPANY PROFILES - CORPORATES.....</b>	<b>231</b>
1Malaysia Development Berhad .....	231
7-Eleven Malaysia Holdings Berhad .....	231
Abu Dhabi National Energy Company PJSC .....	231
AC First Genesis Berhad.....	232
AEON Co. (M) Berhad.....	232
AEON Credit Service (M) Berhad.....	233
Affin Bank Berhad .....	233
Affin Islamic Bank Berhad .....	234
Agroto Business (M) Sdn Berhad.....	234
Al Dzahab Assets Berhad .....	234
Alliance Bank Malaysia Berhad.....	236
Alliance Islamic Bank Berhad.....	237
Alpha Circle Sdn Berhad .....	237
ALSREIT Capital Sdn Berhad .....	238
Aman Sukuk Berhad .....	238
AmBank (M) Berhad.....	239
AmBank Islamic Berhad .....	239
Anakku Sdn Berhad .....	240
Anih Berhad.....	241
Aquasar Capital Sdn Berhad.....	241
Ara Bintang Berhad .....	242
ARREIT MTN 1 Sdn Berhad .....	242
Atrium REIT Capital Sdn Berhad.....	243
Axis REIT Sukuk Berhad.....	243
AZRB Capital Sdn Berhad.....	244
Bakun Hydro Power Generation Sdn Berhad (fka Sarawak Hidro Sdn Berhad) .....	244
Bandar Malaysia Sdn Berhad.....	245
Bandar Serai Development Sdn Berhad .....	245
Bank Muamalat Malaysia Berhad.....	246
Bank Pembangunan Malaysia Berhad.....	246

Bank Pertanian Malaysia Berhad .....	247
Bank Simpanan Nasional Berhad .....	247
Batu Kawan Berhad .....	248
Benih Restu Berhad .....	248
Berjaya Land Berhad.....	248
Bermaz Auto Berhad .....	249
Besraya (M) Sdn Berhad.....	249
BGMC BRAS Power Sdn Berhad.....	250
BGRB Venture Sdn Berhad.....	251
BGSM Management Sdn Berhad.....	251
Binariang GSM Sdn Berhad .....	252
Boustead Holdings Berhad.....	252
Brecon Synergy Sdn Berhad.....	253
BTS Car Park Sdn Berhad .....	254
Bumi Armada Capital Malaysia Sdn Berhad .....	254
Bumitama Agri Ltd.....	254
Cagamas Berhad .....	255
Cagamas MBS Berhad.....	258
Cahaya Mata Sarawak Berhad .....	259
Celcom Networks Sdn Berhad .....	259
Cellco Capital Berhad.....	260
Cenergi SEA Berhad .....	260
Central Impression Sdn Berhad .....	260
Cerah Sama Sdn Berhad .....	261
Chellam Plantations (Sabah) Sdn Berhad .....	261
CIMB Bank Berhad.....	264
CIMB Group Holdings Berhad.....	265
CIMB Islamic Bank Berhad .....	266
CIMB Thai Bank Public Company Limited .....	266
CMMT MTN Berhad .....	266
Columbia Asia Sdn Berhad .....	267
Common Icon Sdn Berhad .....	267
Country Garden Real Estate Sdn Berhad .....	268
Crescendo Corporation Berhad.....	268
Cypark Ref Sdn Berhad .....	269
Cypark Renewable Energy Sdn Berhad .....	270
Damansara Uptown Retail Centre Sdn Berhad .....	271
DanaInfra Nasional Berhad .....	273
Danajamin Nasional Berhad.....	278
Danga Capital Berhad .....	278
Danum Capital Berhad .....	279
Dayang Enterprise Holdings Berhad .....	279
Dialog Group Berhad.....	280
DiGi Telecommunications Sdn Berhad .....	280
DRB-Hicom Berhad .....	280
Dynamic Gates Sdn Berhad.....	281
Dynasty Harmony Sdn Berhad.....	281
Eco Botanic Sdn Berhad .....	282
Eco World Capital Assets Berhad .....	282
Eco World Capital Services Berhad .....	282
Eco World International Berhad .....	283
Edaran SWM Sdn Berhad .....	283
Edra Energy Sdn Berhad .....	284
Edra Solar Sdn Berhad .....	286
EKVE Sdn Berhad.....	286
Encorp Systembilt Sdn Berhad .....	287
Eternal Icon Sdn Berhad .....	287
Evyap Sabun Malaysia Sdn Berhad.....	288



Exsim Capital Resources Berhad.....	288
Felda Global Ventures Holdings Berhad.....	289
Fenghuang Development Sdn Berhad.....	289
First Abu Dhabi Bank PJSC.....	290
Fortune Premiere Sdn Berhad.....	290
Gamuda Berhad.....	291
Gamuda Land (T12) Sdn Berhad.....	291
Gas District Cooling (Putrajaya) Sdn Berhad.....	292
Gas Malaysia Distribution Sdn Berhad.....	292
GENM Capital Berhad.....	292
Genting Capital Berhad.....	293
Genting RMTN Berhad.....	293
George Kent (Malaysia) Berhad.....	293
Glacier Assets Berhad.....	294
Glenealy Plantations Sdn Berhad.....	295
GovCo Holdings Berhad.....	296
Grand Sepadu (NK) Sdn Berhad.....	296
Guan Chong Berhad.....	297
Gulf Investment Corporation G.S.C.....	297
Hanwha Q CELLS Malaysia Sdn Berhad.....	297
Hap Seng Management Sdn Berhad.....	298
Hektar Black Sdn Berhad.....	299
Hong Leong Assurance Berhad.....	299
Hong Leong Bank Berhad.....	300
Hong Leong Financial Group Berhad.....	300
Hong Leong Investment Bank Berhad.....	301
Hong Leong Islamic Bank Berhad.....	301
HSBC Amanah Malaysia Berhad.....	301
HSBC Bank Malaysia Berhad.....	302
Hua Yang Berhad.....	302
Hume Cement Industries Berhad.....	303
Hunza Properties (Penang) Sdn Berhad.....	303
I-Berhad.....	303
Idiwan Solar Sdn Berhad.....	304
IGB Commercial REIT Capital Sdn Berhad.....	304
IGB REIT Capital Sdn Berhad.....	305
Ihsan Sukuk Berhad.....	305
IJM Corporation Berhad.....	305
IJM Land Berhad.....	306
Impian Ekspresi Sdn Berhad.....	306
Imtiaz Sukuk II Berhad.....	307
Indera Persada Sdn Berhad.....	307
Infracap Resources Sdn Berhad.....	308
Inverfin Sdn Berhad.....	309
Irat Hotels & Resorts Sdn Berhad.....	309
Jambatan Kedua Sdn Berhad.....	310
Jana Kapital Sdn Berhad.....	310
Jana Pendidikan Malaysia Sdn Berhad.....	311
Jati Cakerawala Sdn Berhad.....	311
Jaya Persada Sdn Berhad.....	311
Jelas Puri Sdn Berhad.....	312
Jimah East Power Sdn Berhad.....	312
Jimah Energy Ventures Sdn Berhad.....	313
Johor Corporation.....	314
Johor Port Berhad.....	314
Kapar Energy Ventures Sdn Berhad.....	315
Kedah Cement Sdn Berhad (fka Lafarge Cement Sdn Bhd).....	315
Kenanga Investment Bank Berhad.....	316

Kesas Sdn Berhad .....	316
Khazanah Nasional Berhad.....	319
Kimanis Power Sdn Berhad .....	320
Kimlun Corporation Berhad .....	321
Kinabalu Capital Sdn Berhad .....	321
KIP REIT Capital Sdn Berhad .....	321
KL 33 Properties Sdn Berhad.....	322
Konsortium KAJV Sdn Bhd .....	322
Konsortium Lebuhraya Utara-Timur (KL) Sdn Berhad .....	323
Konsortium ProHAWK Sdn Berhad.....	323
Kuala Lumpur Kepong Berhad .....	325
Kuantan Port Consortium Sdn Berhad .....	325
Kulim Technology Park Corporation Sdn Berhad .....	326
KYS Assets Sdn Berhad .....	327
Laksana Positif Sdn Berhad .....	327
LBS Bina Group Berhad.....	329
LBS Bina Holdings Sdn Berhad .....	330
Leader Energy Sdn Berhad.....	330
Lebuhraya DUKE Fasa 3 Sdn Berhad .....	331
Lebuhraya Kajang Seremban Sdn Berhad .....	332
Lembaga Pembiayaan Perumahan Sektor Awam .....	332
Leong Hup Capital Sdn Berhad.....	335
Lingkar Trans Kota Sdn Berhad .....	335
Lion Corporation Berhad .....	336
Liziz Standaco Sdn Berhad .....	336
LYC Mall Sdn Berhad.....	337
MAG Holdings Berhad (fka Xinghe Holdings Berhad) .....	337
Magnum Corporation Sdn Berhad.....	338
Mah Sing Group Berhad.....	339
Maju Expressway Sdn Berhad .....	339
Malakoff Power Berhad .....	340
Malayan Banking Berhad .....	341
Malaysia Airport Holdings Berhad .....	342
Malaysia Airports Capital Berhad .....	343
Malaysia Debt Ventures Berhad.....	343
Malaysia Rail Link Sdn Berhad .....	344
Malaysia Steel Works (KL) Berhad .....	344
Malaysian Reinsurance Berhad .....	345
Malaysian Resources Corporation Berhad .....	345
Manfaat Tetap Sdn Berhad .....	345
Manjung Island Energy Berhad .....	346
Matrix Concepts Holdings Berhad.....	346
Maxis Broadband Sdn Berhad .....	347
Maybank Ageas Holdings Berhad .....	347
Maybank Islamic Berhad .....	348
Maybank Shared Services Sdn Berhad .....	349
MBSB Bank Berhad (fka Asian Finance Bank Berhad) .....	349
MCIS Insurance Berhad .....	350
MDSA Resources Sdn Berhad (fka Fuyuu Resources Sdn Bhd) .....	350
Menara ABS Berhad .....	351
Mercedes-Benz Services Malaysia Sdn Berhad .....	351
Merdeka Kapital Berhad.....	352
MEX I Capital Berhad (formerly known as Bright Focus Berhad) .....	352
MEX II Sdn Berhad.....	353
Midciti Sukuk Berhad.....	354
MKD Kencana Sdn Berhad .....	354
MMC Corporation Berhad .....	355
MNRB Holdings Berhad .....	355

MUFG Bank (Malaysia) Berhad (fka Bank of Tokyo-Mitsubishi UFJ (Malaysia) Berhad).....	356
Mumtaz Rakyat Sukuk Berhad.....	356
Murud Capital Sdn Berhad.....	356
Naza TTDI Capital Berhad.....	357
NCT Alliance Berhad (fka Grand-Flo Berhad).....	357
Neptune ABS Two Berhad.....	357
Northern Gateway Infrastructure Sdn Berhad.....	358
Northport (Malaysia) Berhad.....	358
Notable Vision Sdn Berhad.....	359
OCR Land Holdings Sdn Berhad.....	359
Opulence Synergy Berhad.....	359
ORIX Credit Malaysia Sdn Berhad.....	360
ORIX Leasing Malaysia Berhad.....	360
OSK I CM Sdn Berhad.....	360
OSK Rated Bond Sdn Berhad.....	363
Pac Lease Berhad.....	363
Pacific & Orient Insurance CO Berhad.....	363
Padiberas Nasional Berhad.....	364
Paramount Capital Resources Sdn Berhad.....	364
Paramount Corporation Berhad.....	364
Pasukhas Green Assets Sdn Berhad.....	365
Pavilion REIT Bond Capital Berhad.....	365
Pelabuhan Tanjung Pelepas Sdn Berhad.....	366
Penang Port Sdn Berhad.....	366
Pengerang LNG (Two) Sdn Berhad.....	367
Pengurusan Air Selangor Sdn Berhad.....	368
Pengurusan Air SPV Berhad.....	368
Perak Transit Berhad.....	371
Perangsang Capital Sdn Berhad.....	371
Perbadanan Kemajuan Negeri Selangor.....	372
Perbadanan Kemajuan Pertanian Negeri Pahang (fka Lembaga Kemajuan Perusahaan Pertanian Negeri Pahang).....	373
Perbadanan Tabung Pendidikan Tinggi Nasional.....	373
Perdana ParkCity Sdn Berhad.....	375
Perodua Global Manufacturing Sdn Berhad.....	375
PESTECH International Berhad.....	376
Petroleum Sarawak Exploration & Production Sdn Berhad.....	376
PNB Merdeka Ventures Sdn Berhad.....	376
Point Zone (M) Sdn Berhad.....	378
PONSB Capital Berhad.....	378
Port Dickson Power Berhad.....	379
Potensi Angkasa Sdn Berhad.....	379
PR1MA Corporation Malaysia.....	382
Prasarana Malaysia Berhad.....	382
Premium Commerce Berhad.....	386
Press Metal Aluminium Holdings Berhad.....	386
Priceworth International Berhad.....	387
Projek Lebuhraya Usahasama Berhad.....	387
Projek Lintasan Shah Alam Sdn Berhad.....	389
Projek Lintasan Sungai Besi-Ulu Klang Sdn Berhad.....	390
Projek Smart Holdings Sdn Berhad.....	391
Public Bank Berhad.....	392
Public Holdings Sdn Berhad.....	392
Public Islamic Bank Berhad.....	393
Pujian Bayu Sdn Berhad.....	393
Putrajaya Bina Sdn Berhad.....	394
Putrajaya Holdings Sdn Berhad.....	394
QSR Stores Sdn Berhad.....	395

Quantum Solar Park (Semenanjung) Sdn Berhad .....	396
Quill Retail Malls Sdn Berhad.....	397
Radimax Group Sdn Berhad .....	398
Ranhill Powertron II Sdn Berhad.....	398
Rantau Abang Capital Berhad.....	399
reNIKOLA Solar Sdn Berhad.....	399
RH Consortium Sdn Berhad (fka Progressus Group Sdn Berhad) .....	400
RHB Bank Berhad .....	400
RHB Investment Bank Berhad .....	401
RHB Islamic Bank Berhad.....	401
Royal Selangor International Sdn Berhad.....	401
Sabah Credit Corporation.....	402
Sabah Development Bank Berhad.....	403
Sabah Development Berhad .....	405
SAJ Capital Sdn Berhad.....	405
Samalaju Industrial Port Sdn Berhad .....	406
Sapura TMC Sdn Berhad (fka SapuraKencana TMC Sdn Berhad).....	407
Sarawak Energy Berhad .....	408
Sasaran Etika Sdn Berhad .....	409
Scientex Quatari Sdn Berhad.....	409
Segi Astana Sdn Berhad.....	410
Semangkuk 2 Berhad.....	410
Semangkuk Berhad.....	411
Semarak Gigih Berhad.....	412
Senai Airport Terminal Services Sdn Berhad.....	413
Senai Desaru Expressway Berhad .....	413
SEP Resources (M) Sdn Berhad.....	415
Sepangar Bay Power Corporation Sdn Berhad .....	415
Serba Dinamik Holdings Berhad .....	416
Seri Mutiara Development Sdn Berhad.....	416
Setia Alamsari Sdn Berhad (fka KL East Sdn Berhad) .....	416
Setia Fontaines Sdn Berhad (fka Setia Recreation Sdn Berhad) .....	417
SHC Capital Sdn Berhad.....	419
Silver Sparrow Berhad .....	420
Sime Darby Plantation Berhad (fka Sime Darby Plantation Sdn Bhd).....	420
Sime Darby Property Berhad .....	420
Sin Heng Chan (Malaya) Berhad .....	421
Sinar Kamiri Sdn Berhad.....	421
Small Medium Enterprise Development Bank Malaysia Berhad.....	422
Solar Management (Seremban) Sdn Berhad.....	423
SOP Capital Sdn Berhad.....	424
Southern Power Generation Sdn Berhad.....	424
Southkey Megamall Sdn Berhad.....	426
SP Setia Berhad.....	426
Special Coral Sdn Berhad .....	427
Special Power Vehicle Berhad.....	427
Sports Toto Malaysia Sdn Berhad.....	428
SPR Energy (M) Sdn Berhad .....	429
Starbright Capital Berhad .....	430
Sungei Way Corporation Sdn Berhad .....	430
SUNREIT Perpetual Bond Berhad.....	431
SunREIT Unrated Bond Berhad.....	431
Sunsuria Berhad.....	431
Sunway Berhad .....	432
Sunway Parkview Sdn Bhd .....	432
Sunway Treasury Sukuk Sdn Berhad .....	433
Sunway Velocity Mall Sdn Berhad .....	435
Suria KLCC Sdn Berhad .....	435

Swift Haulage Berhad (fka Swift Haulage Sdn Berhad) .....	436
Swirl Assets Berhad .....	436
Tadamun Services Berhad .....	437
Tadau Energy Sdn Berhad .....	437
Talam Transform Berhad .....	438
Tanco Holdings Berhad .....	438
Tanjung Bin Energy Sdn Berhad .....	439
Tanjung Bin O&M Berhad .....	440
Tanjung Bin Power Sdn Berhad .....	440
Tanjung Pinang Development Sdn Berhad .....	441
Techna-X Berhad (fka Sino Hua-An International Berhad) .....	442
Teknologi Tenaga Perlis Consortium Sdn Berhad .....	442
Telekom Malaysia Berhad .....	443
Telekosang Hydro One Sdn Berhad .....	444
Tenaga Nasional Berhad .....	445
TG Excellence Berhad .....	445
THP Suria Mekar Sdn Berhad .....	446
Titijaya Land Berhad .....	446
TNB Northern Energy Berhad .....	447
TNB Western Energy Berhad .....	448
Toyota Capital Malaysia Sdn Berhad .....	449
Tradewinds Hotels & Resorts Sdn Berhad .....	450
Tradewinds Plantation Capital Sdn Berhad .....	454
TRIpIc Medical Sdn Berhad .....	456
TRIpIc Ventures Sdn Berhad .....	457
Tropicana Corporation Berhad .....	458
True Ascend Sdn Berhad .....	458
Trusmadi Capital Sdn Berhad .....	459
TSH Sukuk Murabahah Sdn Berhad .....	459
TTDI KL Metropolis Sdn Berhad .....	459
TTM Sukuk Berhad .....	460
Tumpuan Azam Sdn Berhad .....	460
Turus Pesawat Sdn Berhad .....	465
UEM Edgenta Berhad .....	465
UEM Sunrise Berhad .....	466
UiTM Solar Power Dua Sdn Berhad .....	467
UiTM Solar Power Sdn Berhad .....	468
UMW Holdings Berhad .....	469
UniTapah Sdn Berhad .....	470
United Growth Berhad .....	471
United Malayan Land Berhad .....	471
United Overseas Bank (Malaysia) Berhad .....	472
Urusharta Jamaah Sdn Berhad .....	472
UZMA Berhad .....	473
Uzma Integrasi Padu Berhad .....	473
Viva Solar Sdn Berhad .....	473
WCT Holdings Berhad .....	474
Webe Digital Sdn Berhad .....	474
West Coast Expressway Sdn Berhad .....	475
Westports Malaysia Sdn Berhad .....	477
Yinson Holdings Berhad .....	478
Yinson TMC Sdn Berhad .....	478
YNH Property Berhad .....	478
YTL Corporation Berhad .....	479
YTL Power International Berhad .....	479
YTL REIT MTN Sdn Berhad .....	480
Zamarad Assets Berhad .....	480



<b>BPAM LEAGUE TABLES.....</b>	<b>484</b>
Top Issuance.....	486
By Amount Issued – Conventional .....	486
By Amount Issued – Conventional (exclude GOM and BNM).....	487
By Amount Issued – Conventional (exclude GOM and BNM) – Rated .....	488
By Amount Issued – Conventional (exclude GOM and BNM) – Non Rated .....	489
By Amount Issued - Islamic .....	490
By Amount Issued – Islamic (exclude GOM, BNM and BNM Sukuk).....	491
By Amount Issued – Islamic (exclude GOM, BNM and BNM Sukuk) – Rated.....	492
By Amount Issued – Islamic (exclude GOM, BNM and BNM Sukuk) – Non Rated .....	493
By Amount Issued - All .....	494
By Amount Issued – All (exclude GOM, BNM and BNM Sukuk).....	495
By Amount Issued – All (exclude GOM, BNM and BNM Sukuk) – Rated .....	496
By Amount Issued – All (exclude GOM, BNM and BNM Sukuk) – Non Rated .....	497
Top Traded Amount .....	498
By Traded Amount – Conventional.....	498
By Traded Amount – Conventional (exclude GOM and BNM) .....	498
By Traded Amount – Islamic.....	499
By Traded Amount – Islamic (exclude GOM, BNM and BNM Sukuk).....	499
By Traded Amount – All.....	500
By Traded Amount – All (exclude GOM, BNM and BNM Sukuk) .....	500
Top Trustee .....	501
By Amount Issued – Conventional .....	501
By Number of Issuance – Conventional .....	502
By Amount Issued – Islamic .....	503
By Number of Issuance – Islamic .....	504
By Amount Issued – All.....	505
By Number of Issuance – All .....	506
By Facility Limit – Conventional.....	507
By Number of Facility Issued – Conventional .....	507
By Facility Limit – Islamic.....	508
By Number of Facility Issued – Islamic.....	508
By Facility Limit – All.....	509
By Number of Facility Issued – All .....	509
Top Lead Arranger .....	510
By Amount Issued – Conventional (exclude BNM and Cagamas) .....	510
By Amount Issued – Conventional (exclude BNM and Cagamas) – Rated .....	511
By Amount Issued – Conventional (exclude BNM and Cagamas) – Non Rated.....	512
By Number of Issuance - Conventional (exclude BNM and Cagamas).....	513
By Number of Issuance - Conventional (exclude BNM and Cagamas) – Rated .....	514
By Number of Issuance - Conventional (exclude BNM and Cagamas) – Non Rated .....	515
By Amount Issued – Islamic (exclude BNM and Cagamas).....	516
By Amount Issued – Islamic (exclude BNM and Cagamas) – Rated .....	517
By Amount Issued – Islamic (exclude BNM and Cagamas) – Non Rated .....	518
By Number of Issuance - Islamic (exclude BNM and Cagamas) .....	519
By Number of Issuance - Islamic (exclude BNM and Cagamas) – Rated.....	520
By Number of Issuance - Islamic (exclude BNM and Cagamas) – Non Rated .....	521
By Amount Issued – All (exclude BNM and Cagamas) .....	522
By Amount Issued – All (exclude BNM and Cagamas) – Rated .....	523
By Amount Issued – All (exclude BNM and Cagamas) – Non Rated.....	524
By Number of Issuance - All (exclude BNM and Cagamas).....	525
By Number of Issuance – All (exclude BNM and Cagamas) – Rated .....	526
By Number of Issuance - All (exclude BNM and Cagamas) – Non Rated .....	527
By Facility Limit – Conventional (exclude BNM and Cagamas) .....	528
By Number of Facility Issued – Conventional (exclude BNM and Cagamas) .....	528
By Facility Limit – Conventional (exclude BNM and Cagamas) – Rated.....	529
By Number of Facility Issued – Conventional (exclude BNM and Cagamas) – Rated.....	529

By Facility Limit – Conventional (exclude BNM and Cagamas) – Non Rated.....	530
By Number of Facility Issued – Conventional (exclude BNM and Cagamas) – Non Rated.....	530
By Facility Limit – Islamic (exclude BNM and Cagamas).....	531
By Number of Facility Issued – Islamic (exclude BNM and Cagamas).....	531
By Facility Limit – Islamic (exclude BNM and Cagamas) – Rated.....	532
By Number of Facility Issued – Islamic (exclude BNM and Cagamas) – Rated.....	532
By Facility Limit – Islamic (exclude BNM and Cagamas) – Non Rated.....	533
By Number of Facility Issued – Islamic (exclude BNM and Cagamas) – Non Rated.....	533
By Facility Limit – All (exclude BNM and Cagamas).....	534
By Number of Facility Issued – All (exclude BNM and Cagamas).....	534
By Facility Limit – All (exclude BNM and Cagamas) – Rated.....	535
By Number of Facility Issued – All (exclude BNM and Cagamas) – Rated.....	535
By Facility Limit – All (exclude BNM and Cagamas) – Non Rated.....	536
By Number of Facility Issued – All (exclude BNM and Cagamas) – Non Rated.....	536

# FOREWORD

## BPAM CHIEF EXECUTIVE OFFICER/ EXECUTIVE DIRECTOR

The *Malaysian Bond and Sukuk Almanac 2021* is the 9<sup>th</sup> edition of a publication that spanned the last nine years of the local fixed income scene. When BPAM came out with the idea, the product brief was simple; design a standalone report that effectively takes a snapshot of the Malaysian Fixed Income market useful to all stakeholders as a historical reference. Based on feedbacks received, the Almanac was able to achieve the stated objective.


In the latest few editions, we have enhanced the report to include information on unrated bonds and sukuk as well as ESG (Environmental, Social and Governance) related data sets. It is hoped the Almanac will remain the go-to publication for all manner of things related to the Malaysian Fixed Income market.

New issuance of bonds and sukuk rebounded from a drop in 2020 (2020: MYR366.7 billion versus 2019: MYR384.8 billion) to a healthier MYR383.9 billion in 2021. Although the blight caused by the Covid-19 pandemic continues to affect society in 2021, businesses have quickly adapted which is reflected in the issuance for new capital. This further solidifies the Malaysian Bond and Sukuk market as a primary capital raising conduit for businesses.

The pandemic has highlighted problems with some industries when faced with supply chain issues. Supply disruptions and substantial price increases in goods and services exacerbated inflationary pressures. Food, pharmaceutical as well as energy are just a few of the industries affected. Having the necessary infrastructure in the country for these as well as other strategic industries can help in reducing volatility. Taking stock of the gaps will be critical for Malaysia if it wants to minimise the potential fallout of future economic shocks.

To this end, the Malaysian Bond and Sukuk market stands ready to raise any capital investment needed to secure the necessary investment for the nation. The market has shown that it has the liquidity as well as the appetite to take on projects with long gestation period and sizable issuances.

“Evolving Beyond Your Needs”



Meor Amri Meor Ayob  
Chief Executive Officer / Executive Director  
Bond Pricing Agency Malaysia

# BOND PRICING AGENCY MALAYSIA

## ACTIVITIES AND DEVELOPMENTS IN 2021

In our effort to continuously meet the needs and requirements of the Malaysian Bond and Sukuk Market, BPAM added a new set of products and enhancements to its portfolio in 2021.

### New Products and Enhancements

#### 1. New Data Files on E-BPAM

BPAM expanded its E-BPAM product offerings by launching two new data files in April; the Issuer Scoring and Liquidity Scoring data files.

- a) The Issuer Scoring data file provides information on individual issuer curves. The data enables users to rank the issuers based on their scorings and helps to identify issuer explicit risks through the granular segmentations.
- b) The Liquidity Scoring data file provides information on the liquidity status of individual rated bonds and enables users to assess the liquidity across the entire asset class in the bond market.

These files are generated monthly with data available from January 2021 onwards.

#### 2. Release of BondStream v 11.0

BPAM released its latest version of BondStream v 11.0 in September. For the first time, this new version allows for a two-way communication between the user and BPAM's database under the new User Data Input screen. Some other notable enhancements done were the streamlining of the BondStream Menu tab to improve user experience, new analytical functions as well as product-based screen enhancements. As the primary delivery channel for BPAM's products and services, it is essential for BondStream to stay relevant through the yearly updates and enhancements.

#### 3. BPAM All Universe Bond Index Series

In September, the BPAM All Universe Bond Index (Index) was launched. The BPAM All Universe Bond Index is the first index to capture both the rated and unrated Ringgit bond market in Malaysia as a whole thus providing a true representation of the overall performance of the Malaysian bond market. The Index covers Malaysian Ringgit-denominated long-term rated and unrated Bonds and Sukuk with issuer pool consisting of Government of Malaysia, near governments and the corporate sectors. As of 31 December 2021, the Index monitors a total of 1,556 long term bonds with market capitalization of MYR 1,491.96 billion.

#### 4. Commercialisation of the BPAM Index Series

The BPAM Index Series (Index Series) comprises the BPAM ESG Bond Index, BPAM Unrated Bond Index and BPAM All Universe Bond Index. With over 500 sub-indices in total, the Index Series offers a wide and diverse coverage of the Malaysian Fixed Income market to suit any benchmarking requirements. Since September, the Index Series has gone commercial and can be subscribed as a subset (of the abovementioned indices) or altogether at once. The Index Series would also be offered on E-BPAM, BPAM's online bond data shop soon for retail consumption.

## **BPAM Events**

BPAM hosted its annual Client Briefing webinar on 23 June. In line with national aspiration for a deeper Environmental, Social, and Governance (ESG) market in Malaysia, the topics this year focused on ESG data trends, its performance and the tools available to support and improve socially responsible investing. The event was also joined by a guest speaker from one of BPAM's long-time partners, ICE Data Services, sharing his views on ESG from a global standpoint.

The Pricing Consultative Group (PCG) meeting that was held on 17 November saw key market players discussing topics ranging from pricing, new regulatory requirements, current market trends and BPAM's future developments. With the feedbacks received by the PCG members, it has driven BPAM to improve on existing products and design new ones to continuously provide value to our clients.

## **Local Initiatives**

Education is the backbone of a nation. As part of the Malaysian Bond and Sukuk Market community, BPAM takes pride in contributing through knowledge sharing and engagements with academia. This year, BPAM presented to students of Universiti Tun Abdul Razak and Infrastructure University Kuala Lumpur in their bond market familiarisation webinars. Media was also not left out as BPAM organised a bond market introductory workshop for journalists to empower them with deeper knowledge of the financial market.

Separately, Kenanga Investment Bank Berhad became BPAM's latest partner to provide research papers with coverage on bond and foreign exchange markets. These research papers are disseminated through BondStream.

## **International Initiatives**

Expanding on BPAM's international partnership, BPAM signed an agreement with Bloomberg to provide local bond market players access to BPAM's bond pricing data through the Bloomberg Terminal and Bloomberg Enterprise Solutions. This partnership was driven by the ever-increasing client demands for verifiable data source via enterprise solutions as organisations look to enhance workflow efficiency. It also aligns with BPAM's objective of making our data more accessible to our clients to support trading, risk management and accounting processes.

## **In the Face of Paradigm Shift**

Since last year, the work-from-home arrangement adopted by the company had little to no impact to BPAM as demonstrated in the various service enhancements and new products rolled out this year. Thus, it fully validates BPAM's early investments into office infrastructure and technology to enable seamless connectivity and productivity regardless of logistics. This is a testament to BPAM's foresights to any paradigm shifts. We hope to continue on this trajectory through meticulous forward planning to ensure the utmost excellence in service quality and security soundness for our clients and partners.





## witness power in motion

Since 2005, BPAM has been the leading source of valuations and data for Ringgit denominated Bonds and Sukuk.

Our BondStream terminal, web platform and free iBPAM smartphone app provide you a powerful suite of tools to access our vast database anytime, anywhere in the world.

talk to us



- Trading data and analysis
- Yield Curves
- Real time auction results
- Issuer fundamentals
- Bond calculators and analytics

Integrity – Accuracy – Focus – Innovation

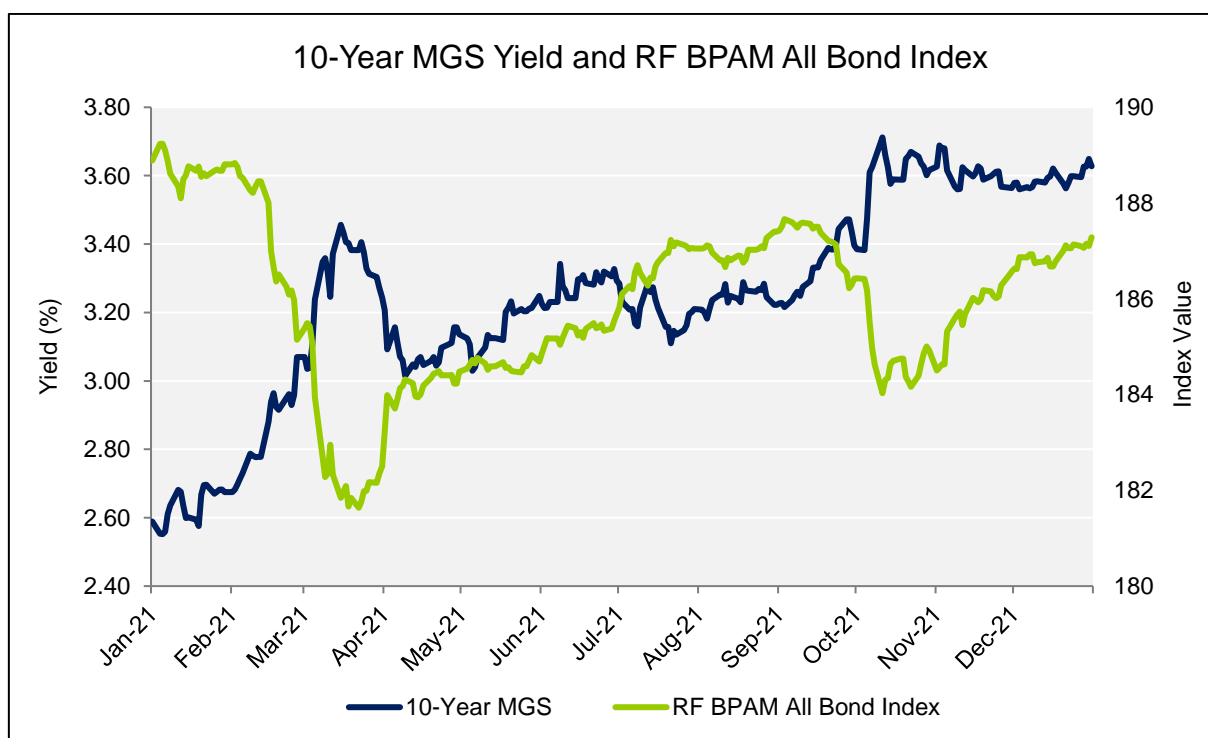
Accredited by Securities Commission of Malaysia  
and serving over 130 institutions locally and abroad

# MALAYSIAN BOND AND SUKUK MARKET 2021 AT A GLANCE

After a tumultuous year in 2020 marred by the Covid-19 pandemic, investors were in general cautiously optimistic at the beginning of the year 2021 attributed to the vaccine roll-outs and mass immunisation programme worldwide. The economy was also expected to chart a sustained recovery as resumption of production has stabilised global supply chain coupled with pent-up demand in the private consumption.

However, bond investors may have a year to forget when the dust has settled as compared to equity investors. The Standard and Poor’s (S&P) 500 equity index has reached all-time highs on several occasions and successfully registered a double-digit growth as well in 2021, its third year in a row in achieving this feat. The stellar growth observed in the equity market was nowhere to be seen in the bond market due to persistent higher-than-expected inflation prints and talks of quantitative easing (QE) tapering. Central banks were steadfast in maintaining that the high inflation numbers were transitory although the U.S. Federal Reserve (Fed) chairman Jerome Powell did change his dovish posture towards the end of the year by stating the inflation “is no longer transitory”.

The Malaysian Ringgit bond market performance as measured by the benchmark RF BPAM All Bond Index shed 0.85% to end the year of 2021 at 187.286 point from 188.887 point a year ago. This was indeed a rare occasion as the Index has never recorded a single negative annual return since its inception in 2007. The Index had demonstrated positive drift trait throughout its lifespan.



**Chart 1: 10-Year MGS Yield and RF BPAM All Bond Index**

On the whole, the Malaysian economy has not performed to its fullest potential brought on by the start-stop nature of the Movement Control Order (MCO), which was in its second and third iteration to rein in the elevated daily Covid-19 infection rate. Despite the lockdown measures, the rampant spread of the Covid-19 virus in the country was not halted or slowed, which saw the number of the daily cases breached 20,000 on few occasions

in the middle of the year owing to protracted delay in procuring sufficient vaccines. Coupled with the emergence of the variants of concern (VOC) such as the Delta coronavirus, the healthcare system in Malaysia was on the brink of collapse at one time.

The year 2021 kicked off with bearish market sentiment as resurgence of Covid-19 cases reached new all-time highs. The government imposed another round of nationwide lockdown called MCO 2.0 for all states except for Sarawak but with more economic sectors allowed to operate in contrast to the first MCO in March 2020. Subsequent to the MCO 2.0, the King Sultan Abdullah Sultan Ahmad Shah declared a state of emergency to halt parliament session that was deemed necessary and well received by the public as the country was still mired in the struggle against the Covid-19 pandemic.

On 20 January 2021, Bank Negara Malaysia (BNM) kept the Overnight Policy Rate (OPR) at 1.75% citing the current level of the interest rate was still accommodative of the economic condition. The Ringgit bond market witnessed a knee jerk reaction and saw the 10-year Malaysian Government Securities (MGS) yield crept up gradually subsequent to the monetary policy announcement.

On the economic front, BNM reported that the country’s gross domestic product (GDP) recorded a contraction of 3.4% in the fourth quarter of 2020, a deeper plunge in contrast to the previous quarter. Hence, Malaysia’s full year GDP performance charted the worst decline since 1998, recording a shrinkage of 5.6%. The 2020 GDP performance was worse than the government’s initial projection which was a decline in the range of 3.5% to 5.5%.

The already suppressed Ringgit bond market sentiment took a turn for the worse in February after the release of the Malaysian GDP numbers. The market witnessed intense sell-offs across the yield curve especially in the longer end. The movement was in tandem with the surge in the U.S. Treasury (UST) and global yields underpinned by brighter prospects of the economic recovery following news of successful roll-outs of vaccination programme in advanced economies. Increased supply of sovereign issues amid a thin market allowed the bears to dictate the direction of the bond market.

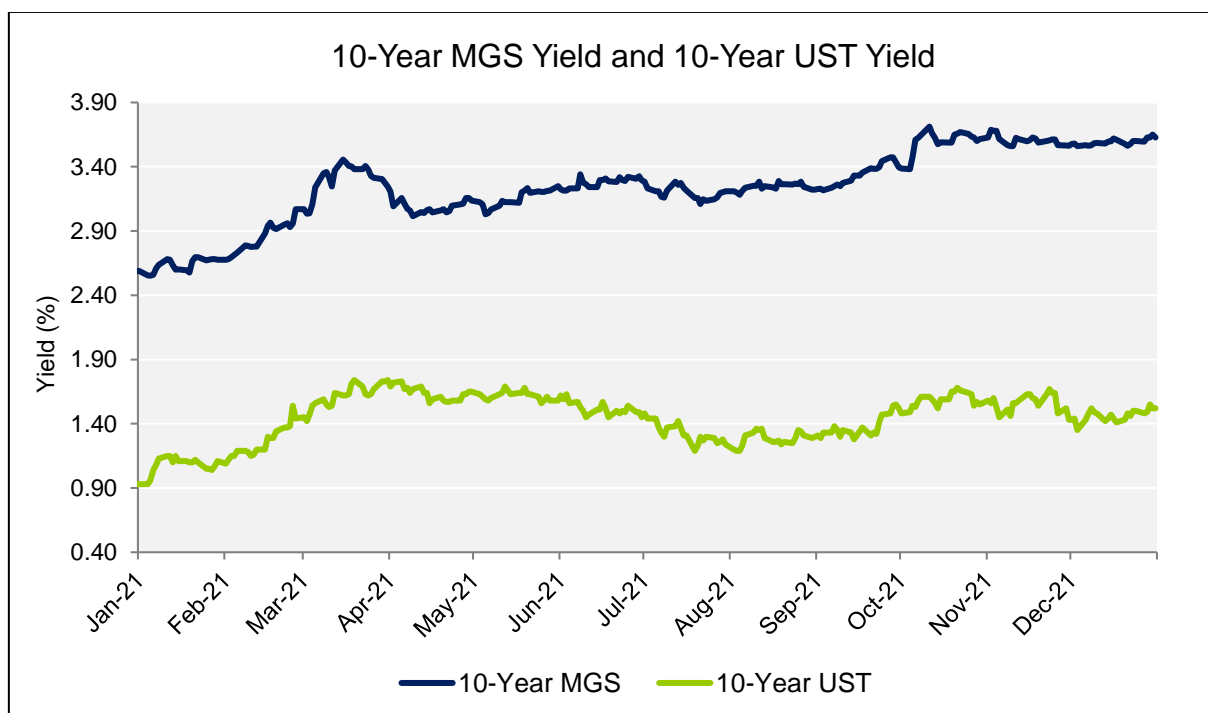


Chart 2: 10-Year MGS Yield and 10-Year UST Yield

On 4 March 2021, BNM once again maintained the OPR at 1.75% citing path to global economic recovery remained tilted to the downside despite gaining momentum. The status quo in the monetary policy did not bode well for the Ringgit bond market and sell-offs ensued. This was coupled with the spike in the UST yields due to the fear of runaway inflation subsequent to the USD1.9 trillion relief bill approved by the U.S. President Joe Biden. The dreaded Suez Canal blockage has also brought global supply chain to its knees. By the end of the first quarter, the 10-yr MGS and UST yields have surged to 3.244% and 1.740% respectively while the RF BPAM All Bond Index has plummeted to 182.496 point.

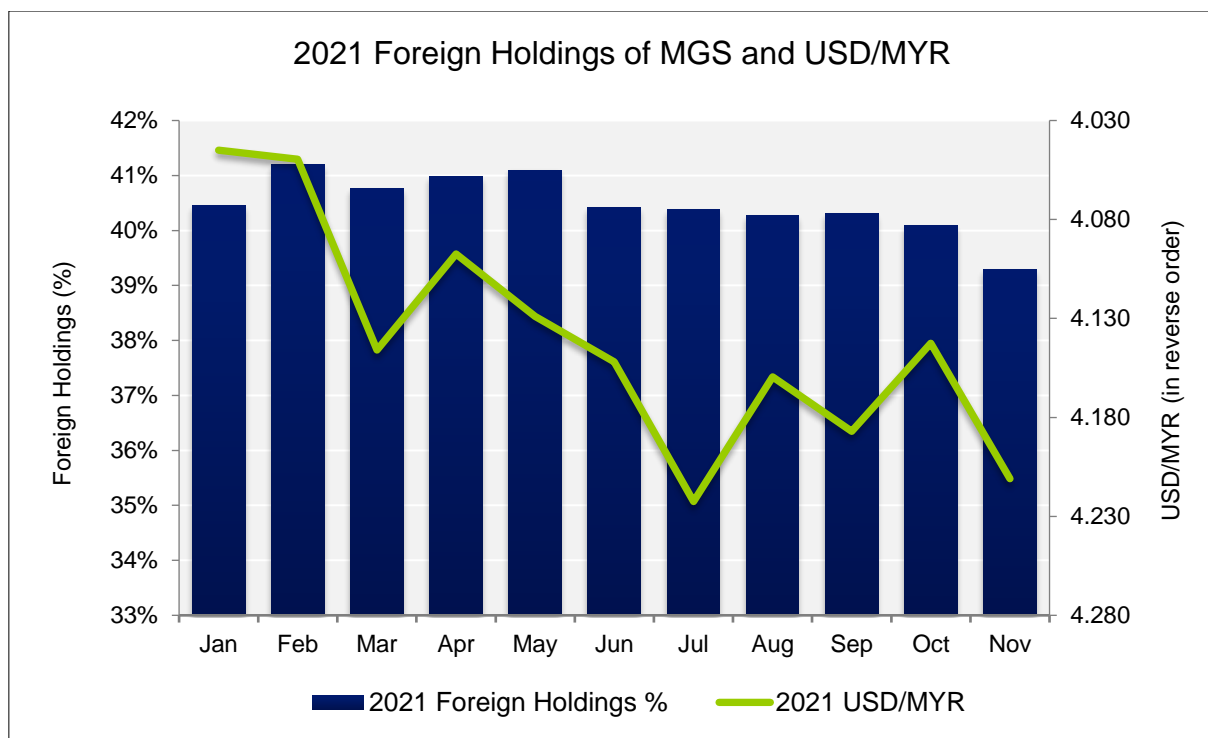
The selling pressure was finally abated in April as market players were convinced that the Fed will maintain its dovish stance for the time being. That said, inflationary concern was not completely ruled out. The Fed kept the benchmark Fed funds rate near zero at 0.00% to 0.25% and maintained the monthly asset purchases programme at USD120 billion at its Federal Open Market Committee (FOMC) meeting in April.

The improved market sentiment in the Ringgit bond market could also attributed to the FTSE Russell's decision to remove Malaysia from the watch list as well as retain Malaysia in their World Government Bond Index (WGBI). This was indeed a positive news as BNM had previously addressed the concerns raised by FTSE Russell. In consequence, the MGS yields dropped across the board.

On 5 May 2021, BNM once again maintained the benchmark OPR at 1.75% citing global and domestic economic recovery while acknowledging the fact the inflation will be much higher in the second quarter of 2021 due to low base effect but should be transitory. The focus in May was undoubtedly the alarming uptrend in the daily Covid-19 cases in the country, especially towards the end of the month. The Malaysian government left with no other options but to impose the MCO 3.0 in conjunction with the total lockdown measures to curb public movement. Essential service sectors were allowed to operate to ensure the economy will not be crippled entirely.

Malaysia's GDP recovered and shrank by 0.5% year-on-year in the first quarter of 2021 underpinned by strong external demand as compared to the contraction of 3.4% in the previous quarter. The MGS yield curve steepened considerably in May which saw 10-year yield added 11bps to close at 3.249% as more and more bond investors started to bring forward the Fed's quantitative easing tapering and interest rate hike expectation.

From 1 June 2021, Malaysia was placed under total lockdown by the then Prime Minister Muhyiddin Yassin to shield Malaysia from the threat of new Delta variant that is more transmissible and deadly. The Prime Minister subsequently introduced the four-phased National Recovery Plan (NRP) and put the country under Phase 1 until the exit threshold is met, which includes daily new cases to fall below 4000, moderate demand on intensive care capacity, and 10% vaccination rate in the country. As a consequence, the 10-year MGS yield crept up to 3.293% by the end of June while the foreign holdings of the MGS dropped to 40.4% of the total outstanding. This movement was in stark contrast to the movement observed in the 10-year UST which shed 13 basis points to 1.45% over the course of the month.



**Chart 3: Percentage of Foreign Holdings in MGS and USD/MYR Exchange Rate**

On 8 July 2021, BNM kept the benchmark OPR unchanged at 1.75% despite the enhanced movement control order (EMCO) that was put in place in the Selangor and Kuala Lumpur region since the beginning of July. Despite the status quo, BNM was cognizant of the downside risk posed by the pandemic to the economy and promised to utilise its policy levers as appropriate to spur sustainable economic recovery. In fact, most of the Southeast Asian countries, including Malaysia were dealt with a plethora of new confirmed cases daily. As the spread of the Delta variant was rampant, central banks were left with no other viable options but to keep their dovish posture and rhetorics.

Towards the end of July, the Malaysian Covid-19 vaccination rate has surpassed 500,000 threshold consistently on a daily basis. This was a remarkable milestone to reach as well as being one step closer to achieve herd immunity and reopening of the economic sectors. This has boded well for the bond market in general. The 10-year MGS yield has declined to 3.210% by the end of July.

In August, the domestic political development hogged the limelight as Muhyiddin Yassin tendered his resignation to the King on 16 August 2021 following a failed attempt to salvage his premiership by extending olive branch to the lawmakers of the opposition to come together for the common good in the face of the Covid-19 pandemic. In the aftermath of Muhyiddin Yassin’s resignation, the search for the next Prime Minister of Malaysia ensued. All lawmakers from both sides of the aisle submitted names of their preferred candidates to the King. Eventually, former deputy Prime Minister Ismail Sabri Yaakob was appointed by the King and subsequently sworn in as the ninth Prime Minister of Malaysia at the National Palace on 21 August 2021, bringing a swift end to the political uncertainty.

The Malaysian GDP expanded by 16.1% year-on-year in the second quarter of 2021 after four consecutive quarters of contraction attributed to the low base recorded in the second quarter of 2020. The economic growth was underpinned by strong rebound in household consumption and external demand.

On 27 August 2021, the Fed chairman Jerome Powell in his Jackson Hole Economic Policy Symposium speech reiterated that the tapering of the Fed’s monthly asset purchases could be happening before the year end but stressed that the interest rate hike is not on the cards in the near future.



In September, BNM kept the benchmark OPR at 1.75% citing continued recovery in global economies albeit it varied across countries depending on vaccination rate. As for the Malaysian economy, the downside risk remained owing to delays in the easing of lockdown or re-imposition of broad-based containment measures in case of newly discovered variants of concern or slower-than-expected global recovery.

On 22 September 2021, the Fed in its FOMC meeting maintained status quo of its monetary policy but its chairman Jerome Powell reiterated the intention to taper its monthly asset purchase programme by end of the year but this time expecting the interest rate hike timetable to be brought forward due to persistent inflationary pressure. His view was interpreted as hawkish in nature as the 10-year UST yield popped subsequently. The 10-year UST yield reached as high as 1.68% while the 10-year MGS yield too risen in tandem.

The Malaysian Finance Minister Tengku Datuk Seri Zafrul Tengku Abdul Aziz unveiled an expansionary budget for 2022 in the Parliament on 29 October 2021 with the fiscal deficit enlarged to 6.5% of the GDP in 2021 before moderating to 6.0% in 2022. The GDP is expected to grow between 3.0% and 4.0% in 2021 before improving to between 5.5% and 6.5% in 2022 while inflation is also expected to moderate to 2.1% next year. Government also introduced one-off special prosperity tax called “Cukai Makmur” to companies earning MYR100 million and beyond to increase funds to the country’s pandemic war chest.

In November, the news of the emergence of the Omicron as a new VOC in South Africa has thrown the market into disarray towards the end of the month. Market participants were spooked by the news and hastily rushed to the safe haven of the U.S. Treasuries for cover and pushed back the interest rate hike expectation to second half of 2022. The 10-year UST yield gravitated to 1.43% by month end.

On 3 November 2021, BNM kept the benchmark OPR at 1.75% citing continued strength in global demand, supply chain disruptions, higher commodity prices and labour shortages were driving inflation higher globally. That said, the risks to the global growth remained tilted to the downside attributed mainly to uncertainty surrounding the emergence of variants of concern, the risk of prolonged global supply chain disruptions and potential risk of heightened financial market volatility amid adjustments in monetary policy in major economies.

On 12 November 2021, BNM announced that the economy contracted by 4.5% in the third quarter of 2021 due to the strict containment measures particularly in July, under Phase 1 of the NRP but subsequently improved as more states transitioned into Phase 2 of the NRP with less stringent measures.

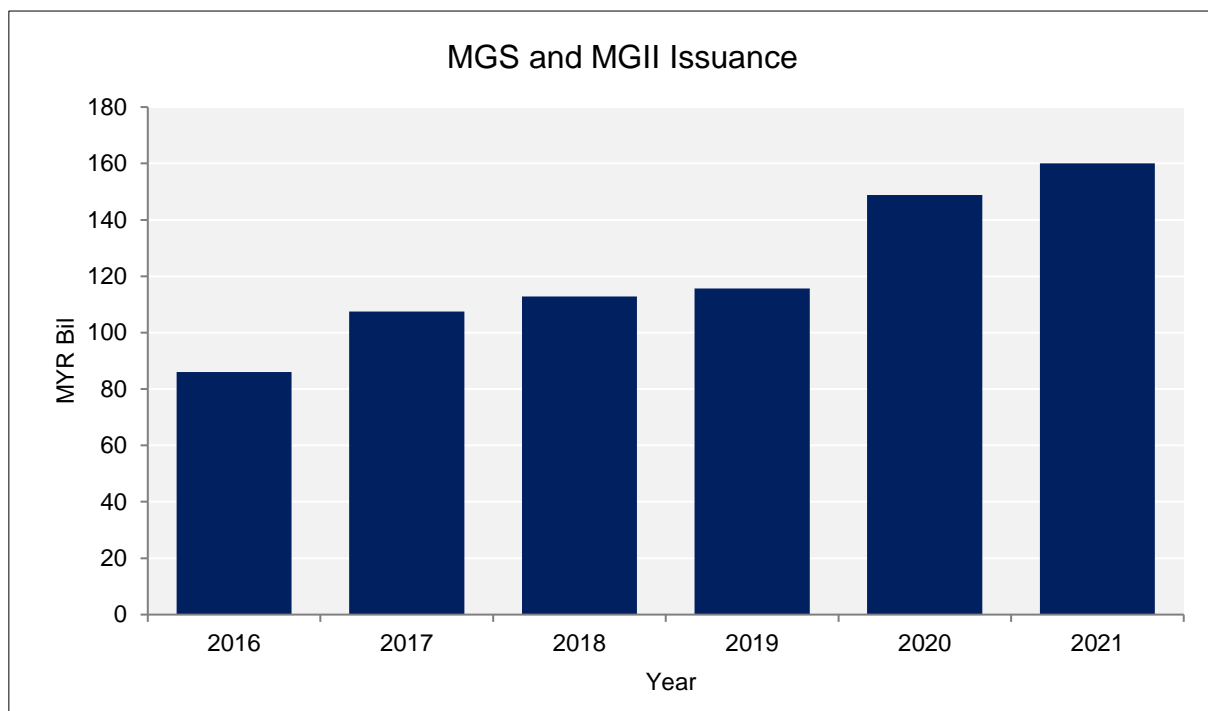
At the start of December, bond investors were stunned by sudden change of tone by the Fed chairman Jerome Powell, in which he finally threw in the towel and admitted that the inflation was much severe than he had earlier anticipated after spending months telling the market otherwise during a congressional hearing on 30 November 2021. Powell’s hawkish stance and his view on inflation will have direct bearing with regard to the monetary policy direction and interest rate path. True enough and as expected, the Fed decided to double down on the pace of the QE tapering in addition to signalling the market over the increased probability of multiple interest rate hikes next year in its final FOMC meeting of the year on 15 December 2021. U.S. Bureau of Labor Statistics had earlier on reported that CPI in November surged to 6.8% year-on-year – its largest annual increase since 1982.

All in all, year 2021 was not a year that it was meant to be. The Covid-19 pandemic that was initially expected to come under control has once again wreaked havoc around the world, especially in the emerging markets. While the advanced economies have managed to escape relatively unscathed this time around attributed to the head start in the inoculation programme since late last year, the emergence of new variants of concern has roiled the market. Global supply chain was disrupted by the prolonged lockdowns imposed by the emerging economies that in turn caused the higher-than-expected inflation.

Looking forward in 2022, central banks like the Fed will be caught in catch-22 situation with regard to the efficiency of the monetary policy at their disposal. On one hand, the Fed would like to raise the Fed funds rate as soon as possible but on the other hand doing so could jeopardise the budding economic recovery that is still struggling to come to terms with the Covid-19 pandemic in addition to the labour shortage. Twin spectre of high inflation and low economic output could also morph into the dreaded stagflation that binds the hands of central banks.

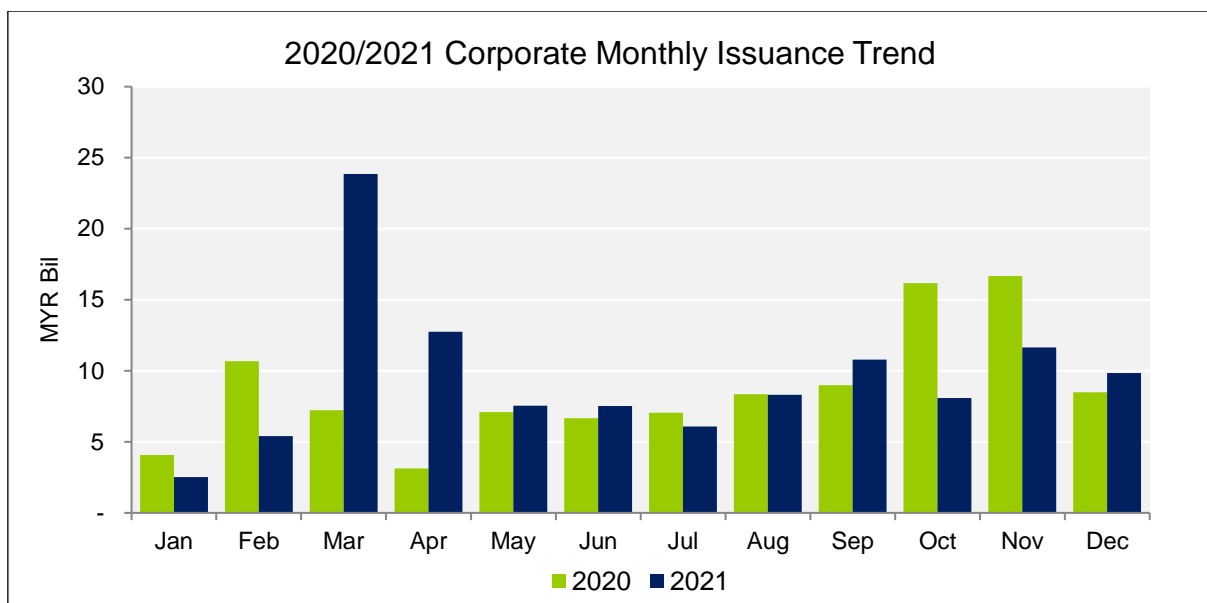
**Primary Market Activities**

**Sovereign and Corporate Bonds and Sukuk Issuances in 2021**



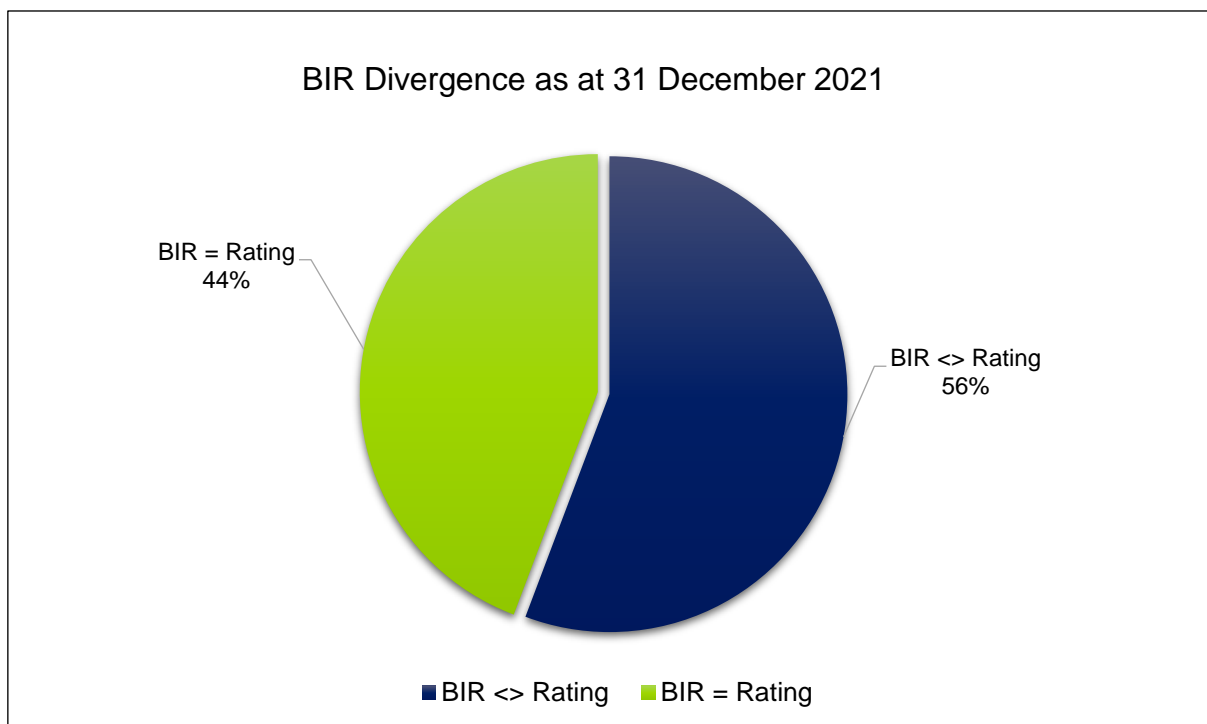
**Chart 4: MGS and MGII Issuance**

Total gross issuance for the MGS and MGII grew by 7.5% to MYR160 billion in 2021 from MYR148.8 billion a year ago attributed to the increased fiscal spending that includes additional stimulus package by the Malaysian government in view of the Covid-19 pandemic. The slight increase was inevitable as Malaysia has been providing free vaccination to the public since February. In October, the Malaysian statutory debt ceiling was raised to 65% of the GDP from 60% previously. The increased debt limit will be in effect until 31 December 2022, after which it will return to its original limit of 60%.

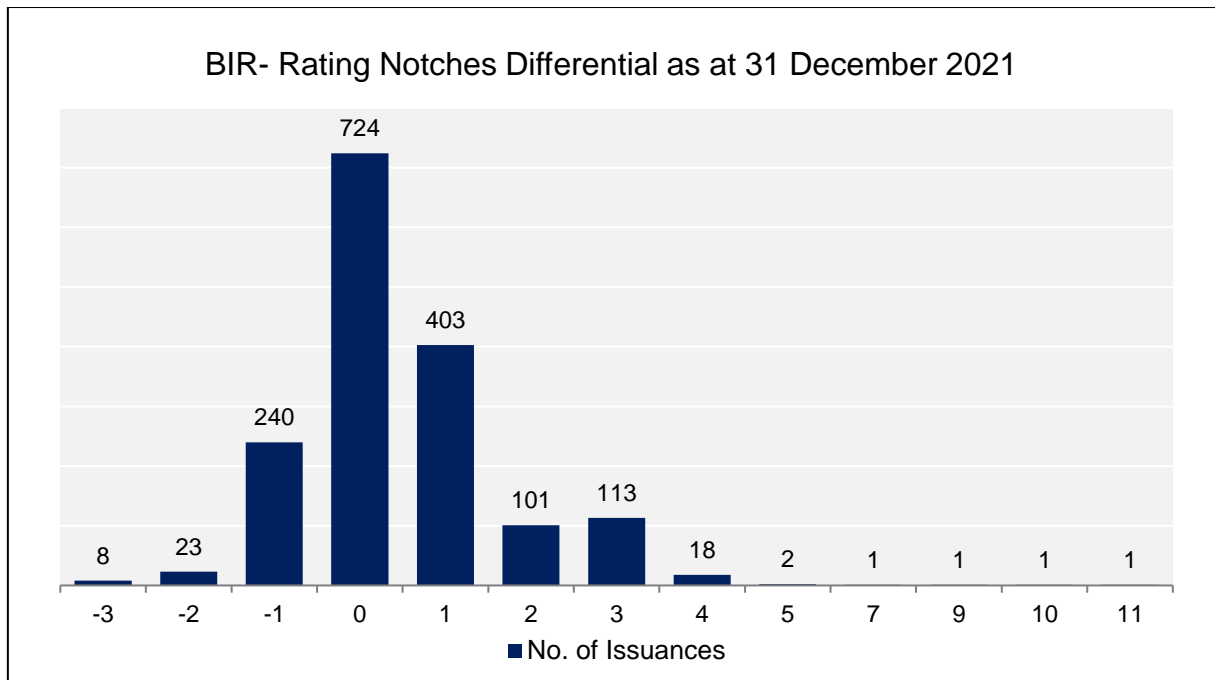


**Chart 5: 2020/2021 Corporate Bond Monthly Issuance**

On the other hand, the primary issuance of all corporate debt expanded by approximately 9.3% to MYR114.28 billion in 2021 from MYR104.58 billion a year ago, partly contributed by the tremendous 33.2% growth in the unrated space (excluding rating-exempted government guaranteed and supranational issuance) that saw annual issuance size reaching MYR24.9 billion. Generally speaking, issuers still chose to remain on the sidelines amid challenging business and rising interest rate environment.



**Chart 6: BIR Divergence as at 31 December 2021**

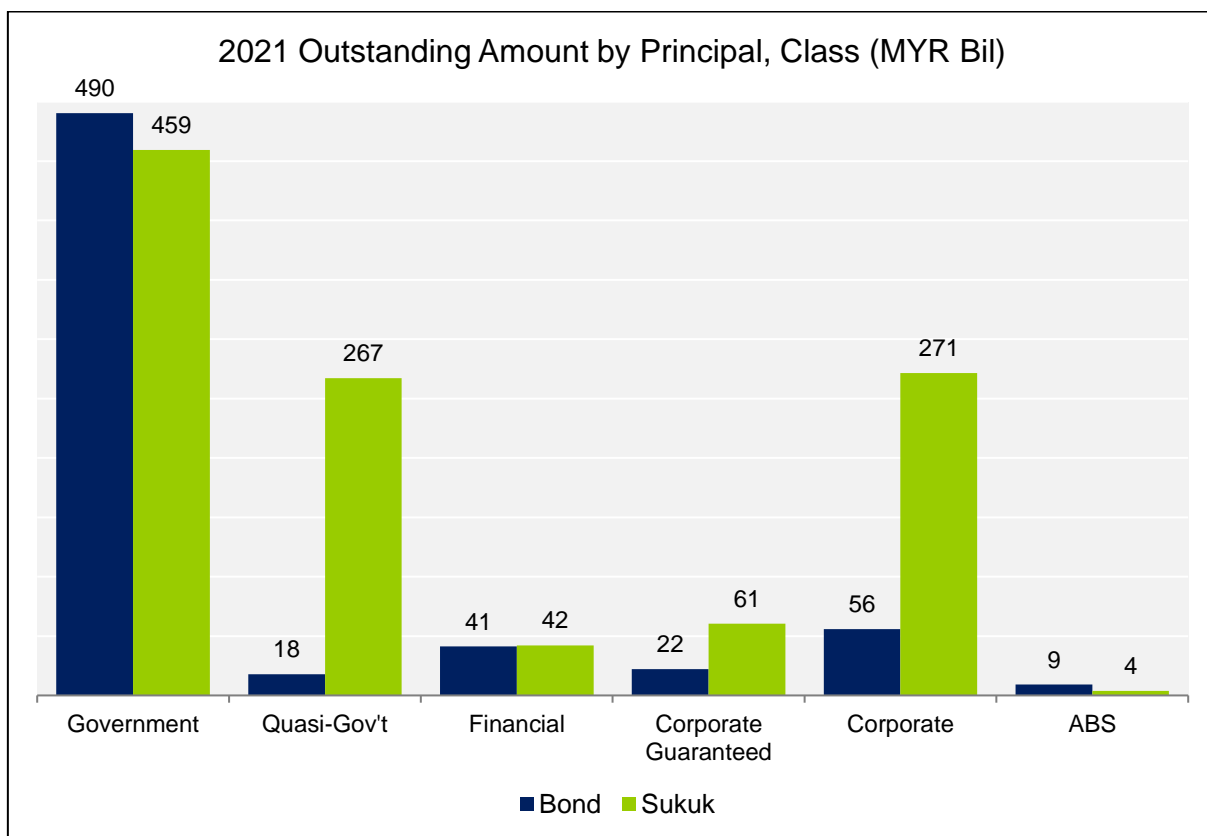
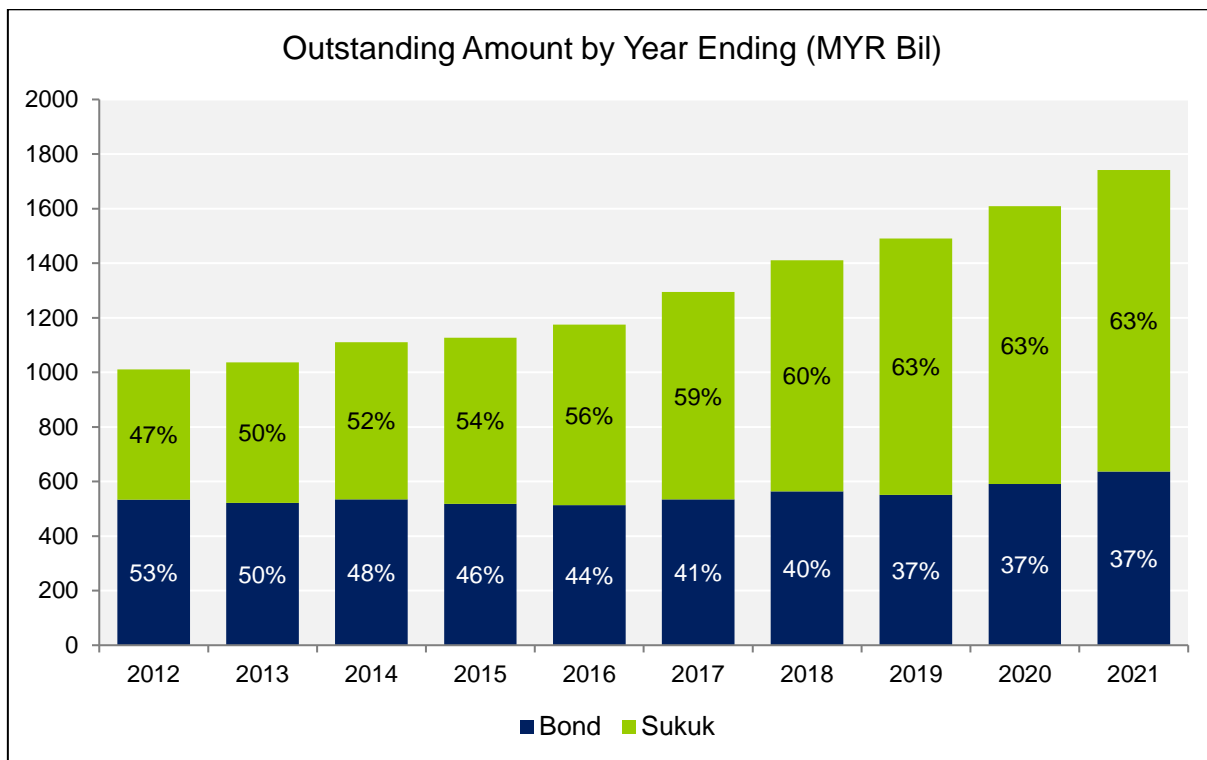


**Chart 7: BIR-Rating Notches Differential as at 31 December 2021**

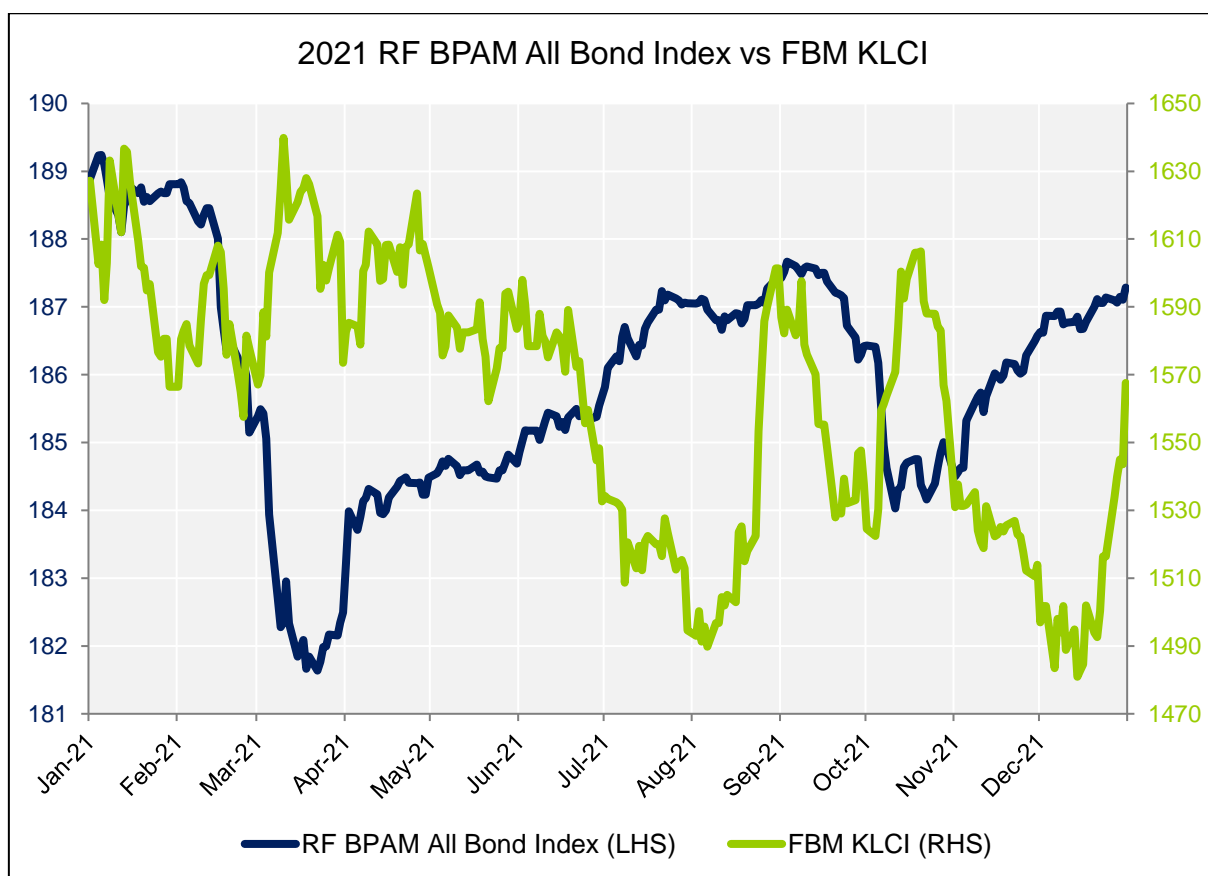
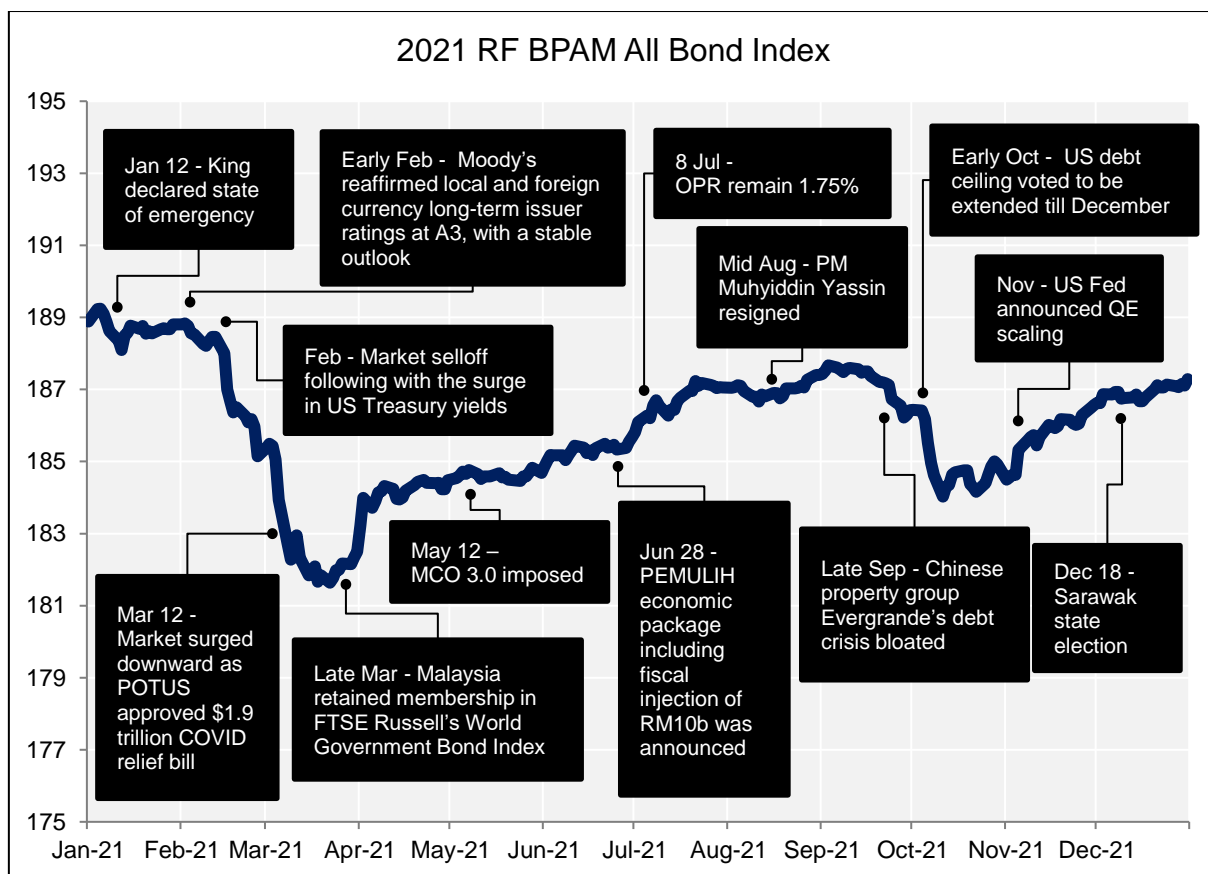
Chart 6 and Chart 7 exhibit the BPAM Market Implied Rating (BIR) statistics for corporate issuances as at 31 December 2021. In addition to conventional credit ratings which were assigned chiefly based on credit risk modelling by rating agencies, the BIR provides investors with additional insights into the risk profile of issuers based on their evaluated yields derived primarily from live dealing quotes and trades done in the market. Based on the charts, 56% of the corporate issuances outstanding as at 31 December 2021 saw their BIR diverged from their respective credit-driven ratings and the rating differentials stretched as far as 11 notches from their credit-driven ratings assigned by rating agencies.

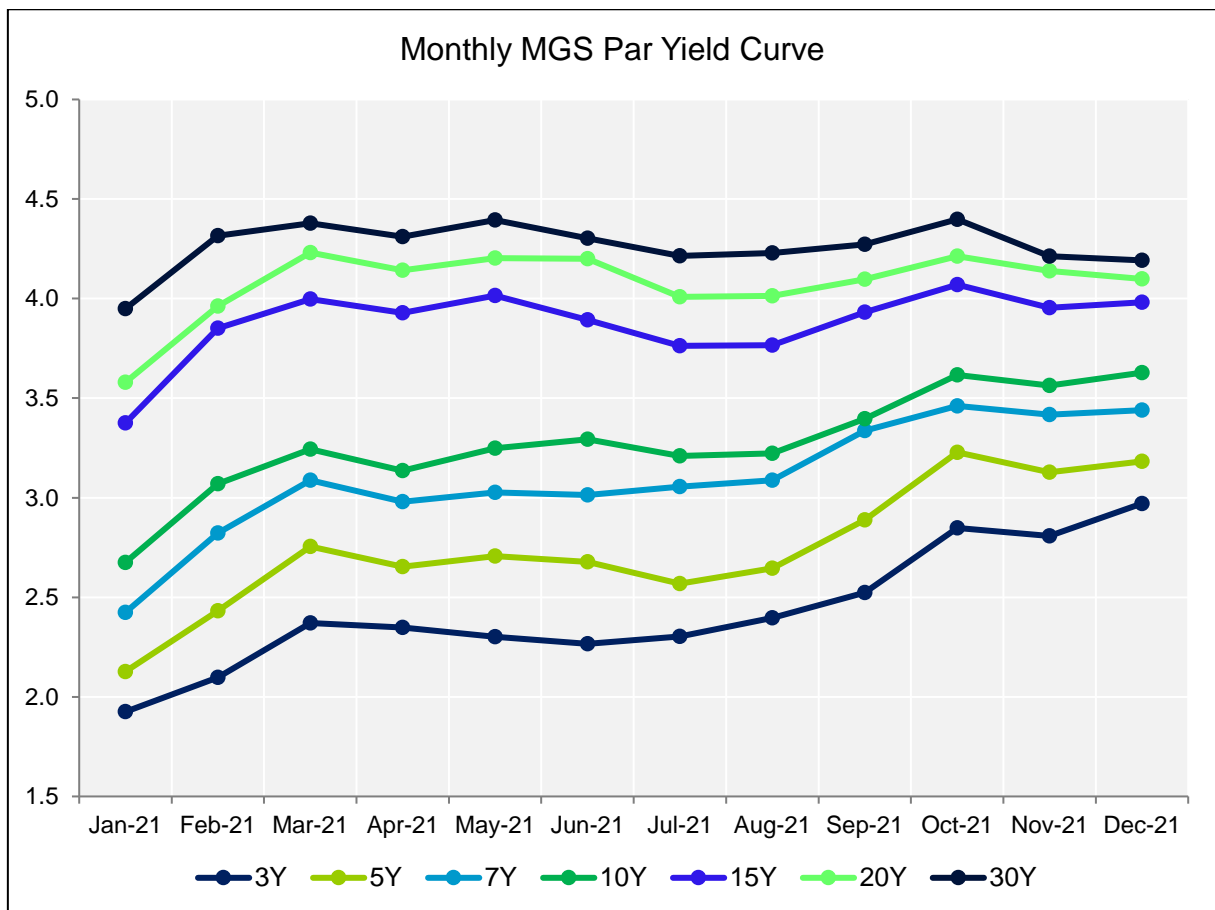
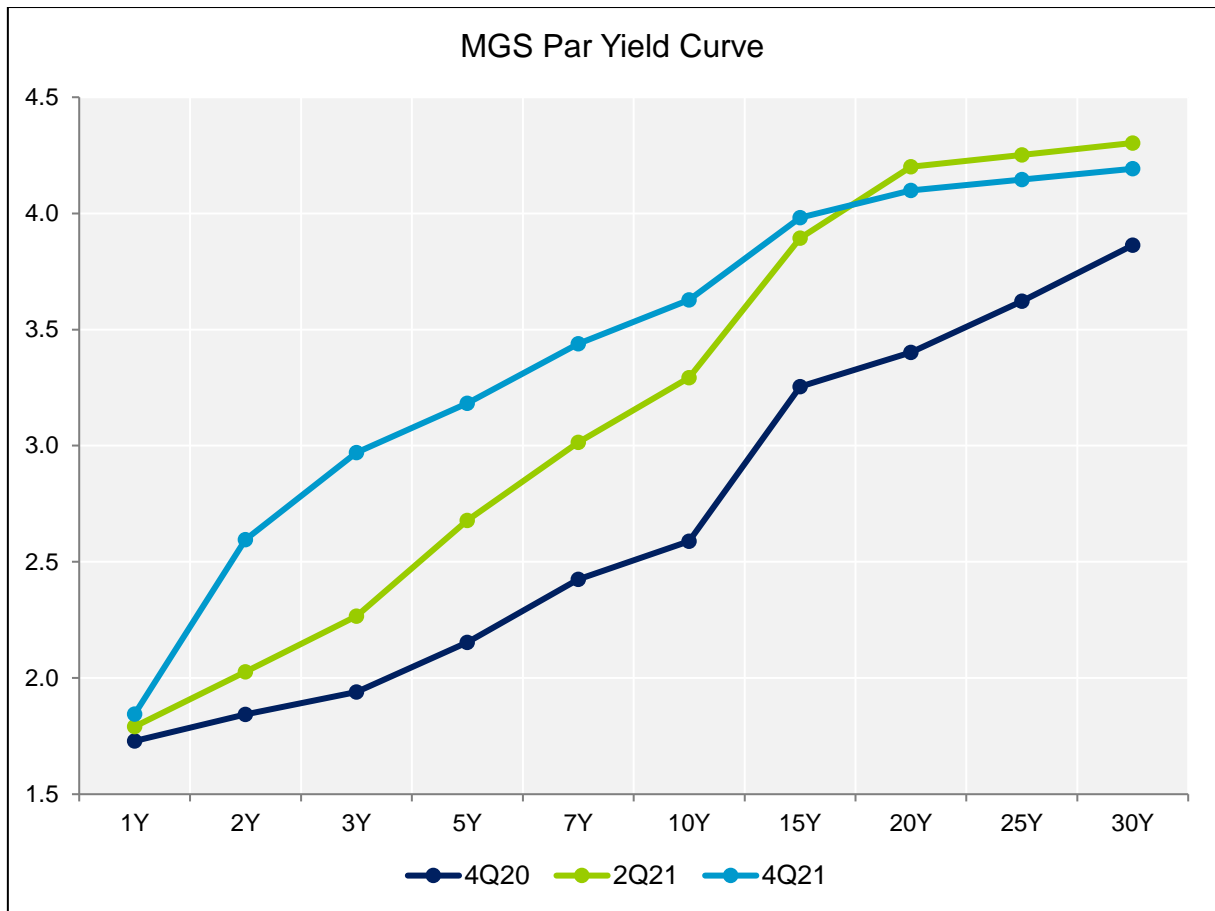
# MALAYSIAN BOND AND SUKUK MARKET

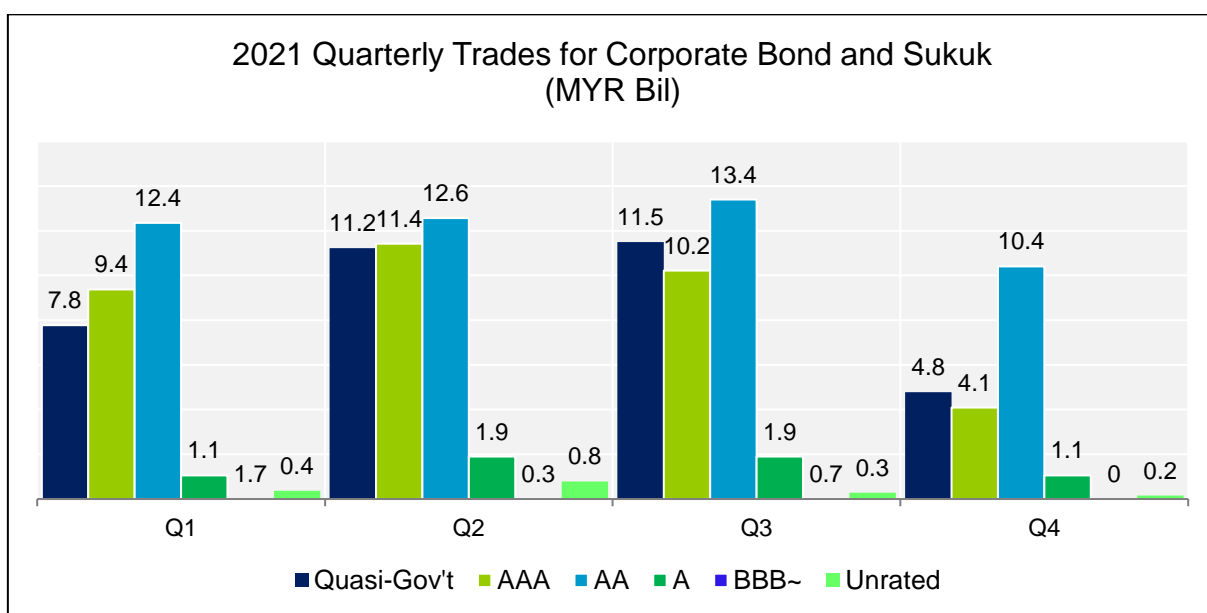
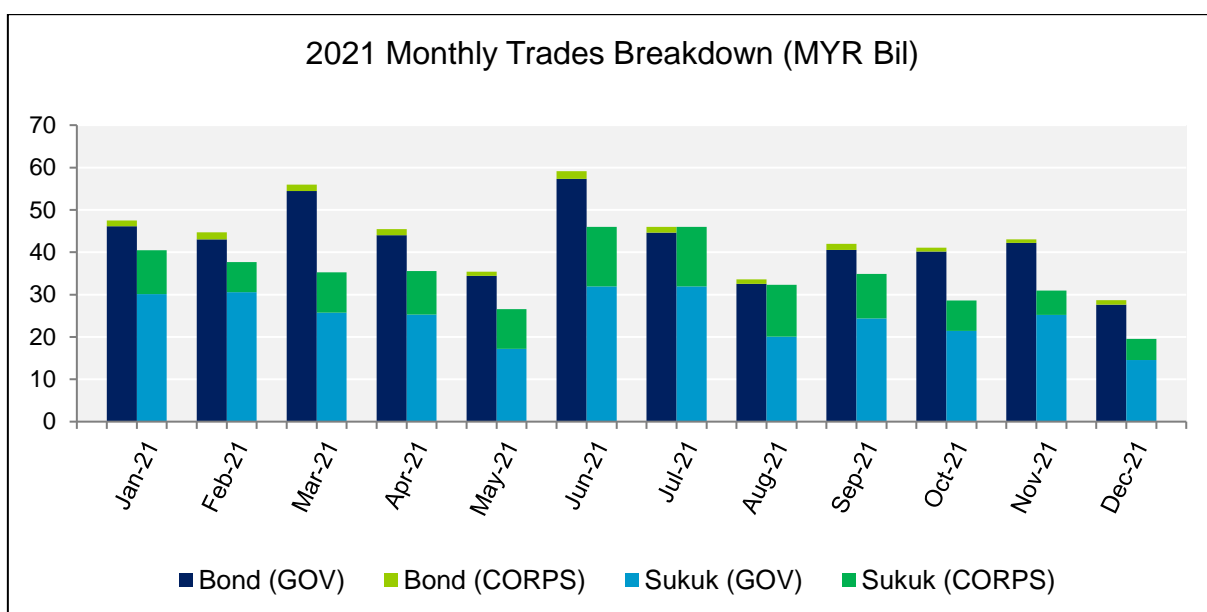
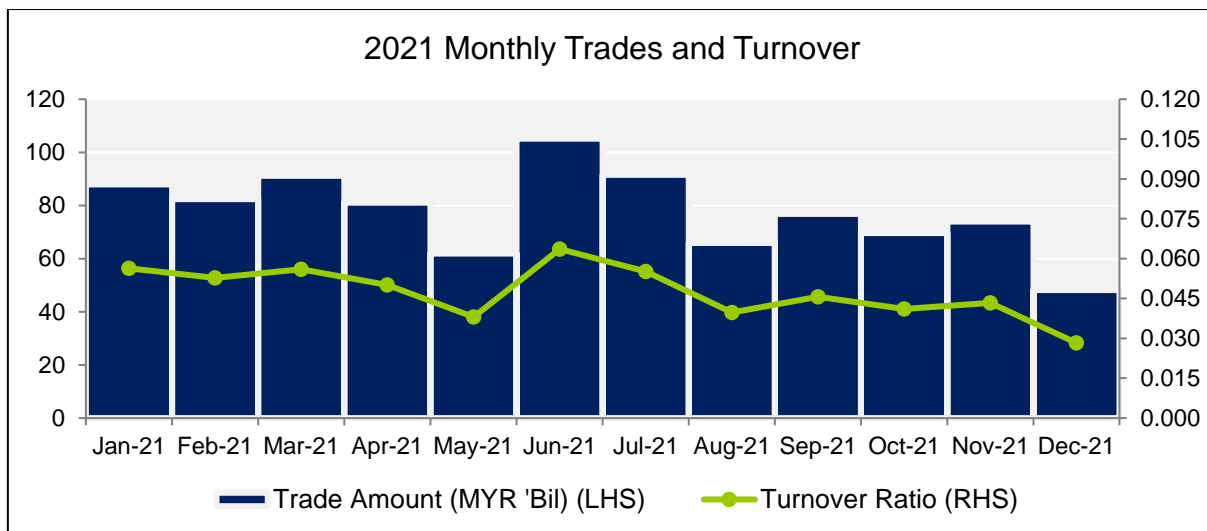
## OTHER KEY STATISTICS

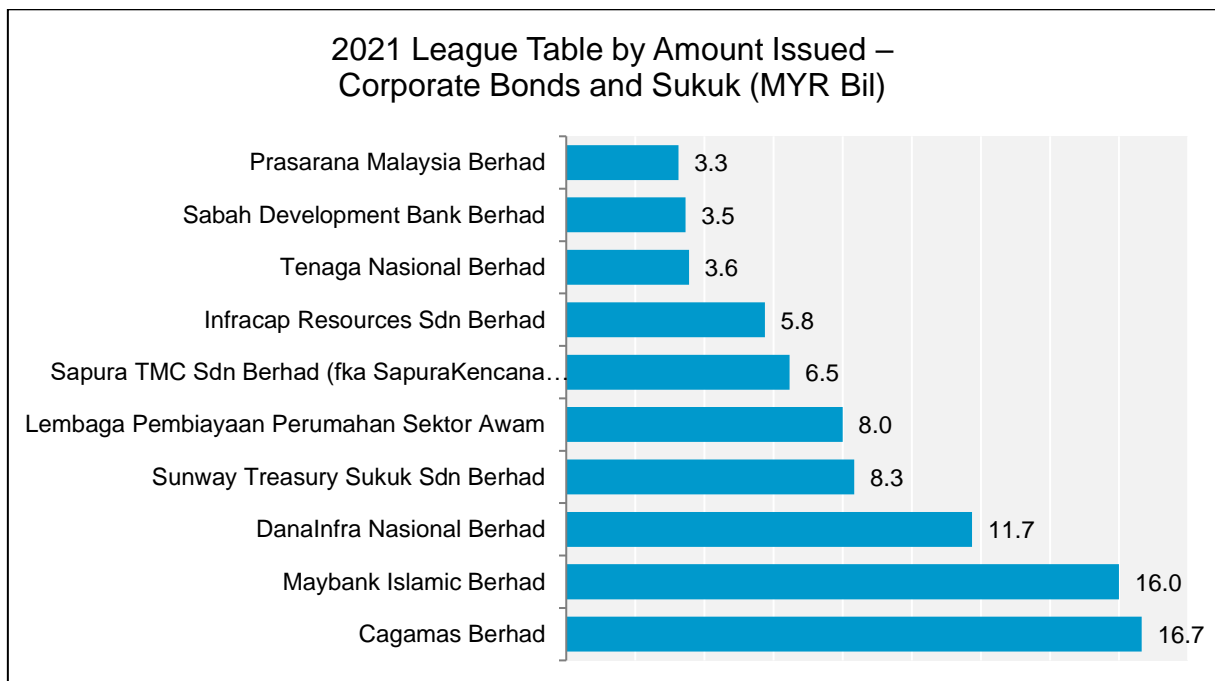
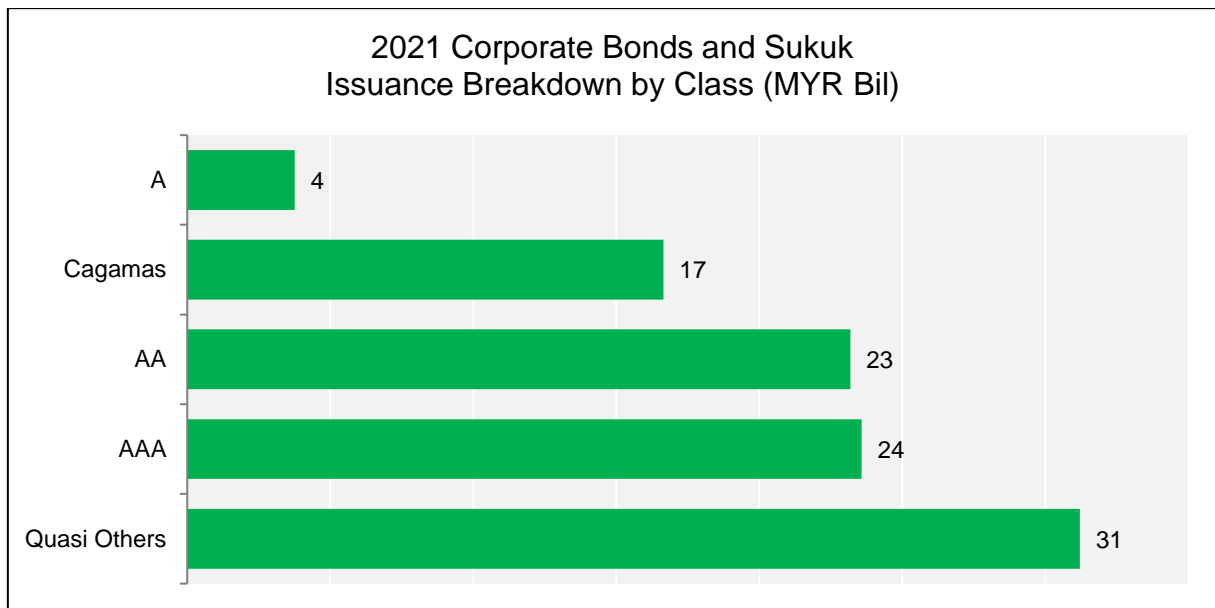
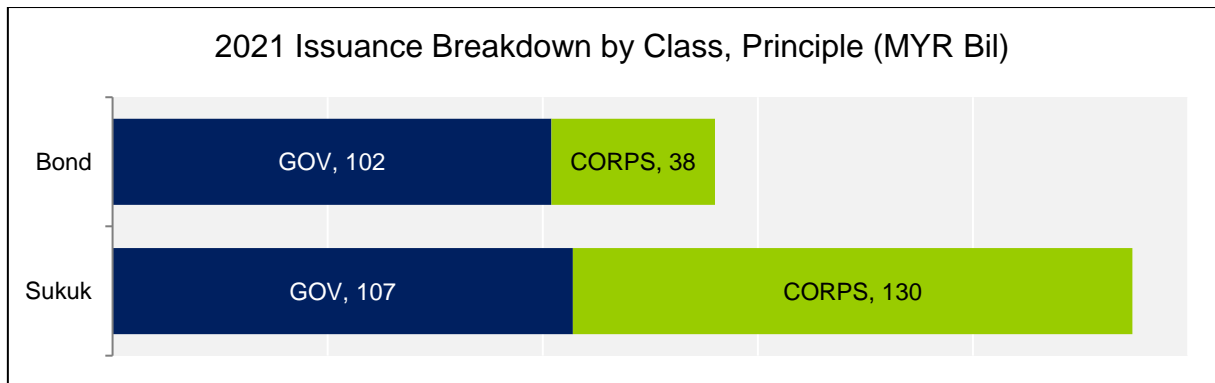












# FEATURE

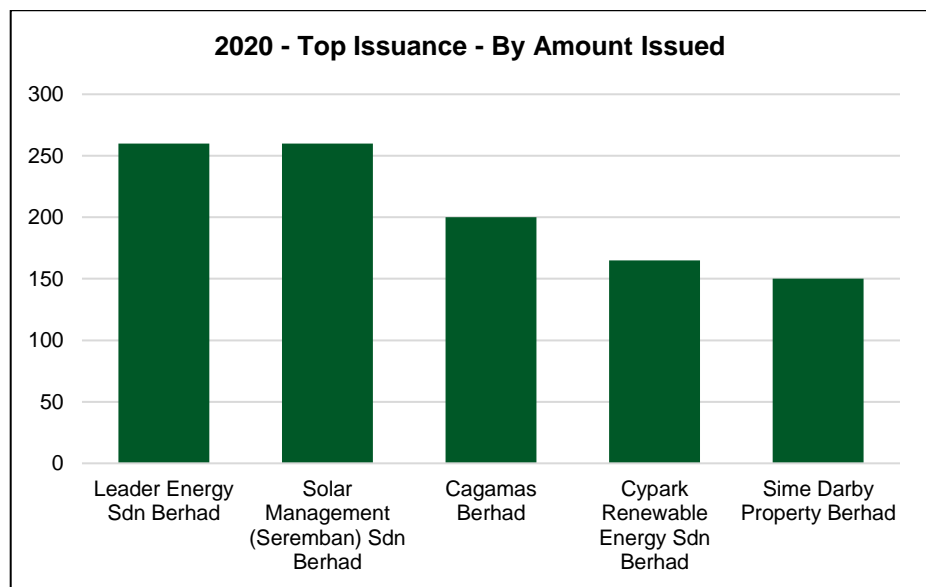
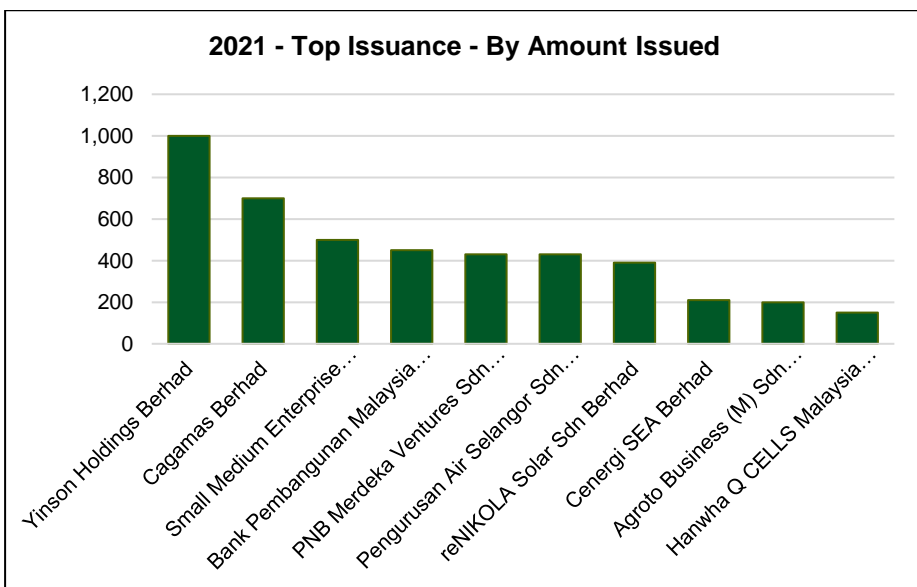
## BPAM ESG LEAGUE TABLES

BPAM League Tables displays bond market rankings based on different criteria. BPAM League Table for ESG Bonds covers issuers of bonds issued under or aligned with i) SRI Sukuk framework issued by Securities Commission of Malaysia, ii) United Nations (UN) Sustainable Development Goals (SDG), and iii) ASEAN Green Bond Standard, ASEAN Social Bond Standard or ASEAN Sustainability Bond Standard. The tables will form an important indicator for the overall performance of ESG bond issuers in the bond market, with information that is valuable to issuers, intermediaries, investors, media, researchers and regulators alike.

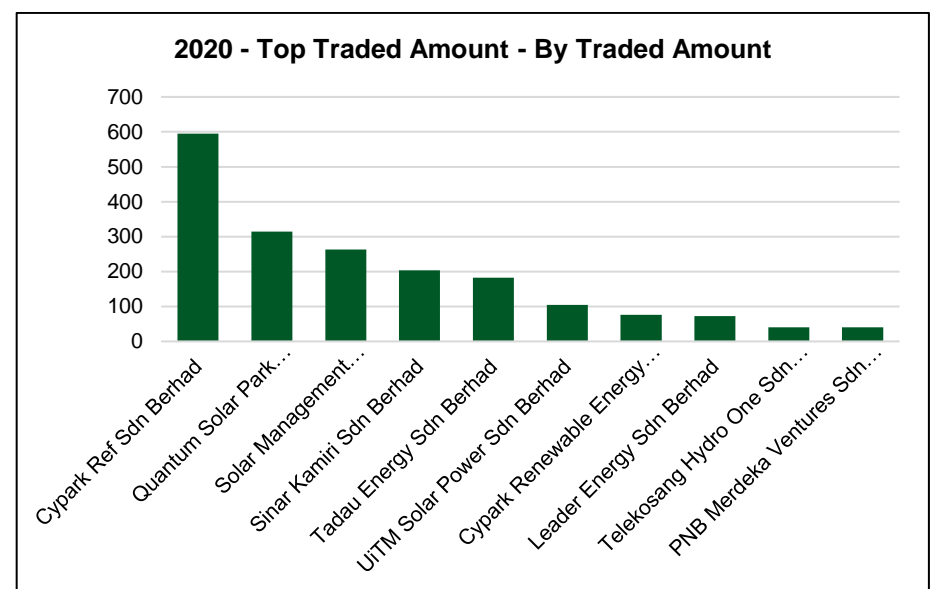
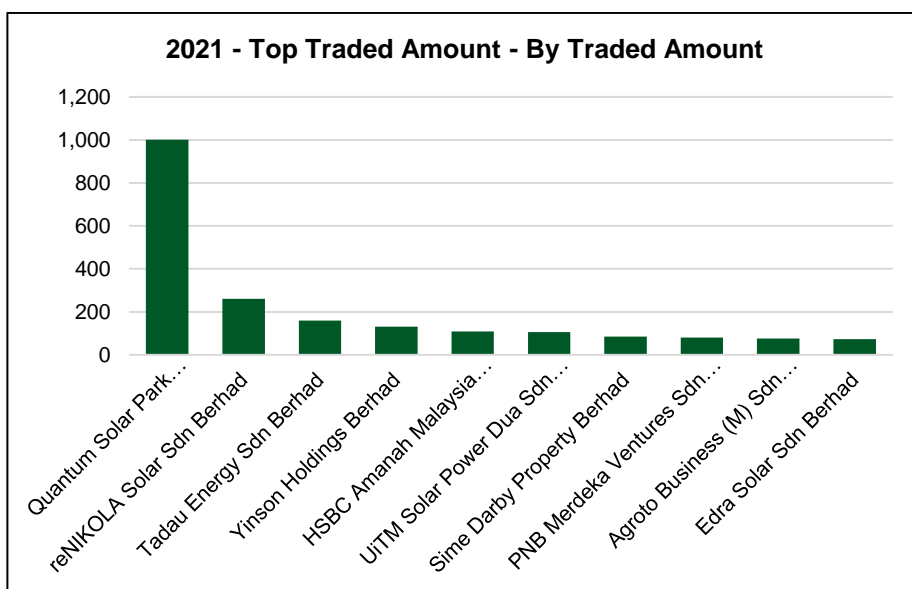
The following is a summary of the top market participants for different categories:

Category	Top Issuer and Trustee
Top Issuance - By Amount Issued	Yinson Holdings Berhad
Top Traded Amount - By Traded Amount	Quantum Solar Park (Semenanjung) Sdn Berhad
Top Lead Arranger - By Amount Issued	HSBC Amanah Malaysia Berhad
Top Trustee - By Amount Issued	Pacific Trustees Berhad

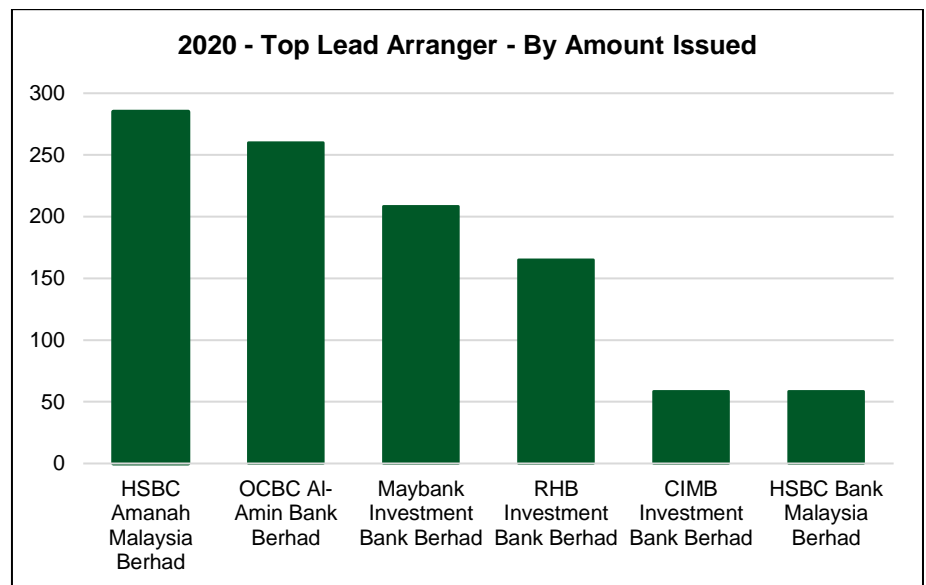
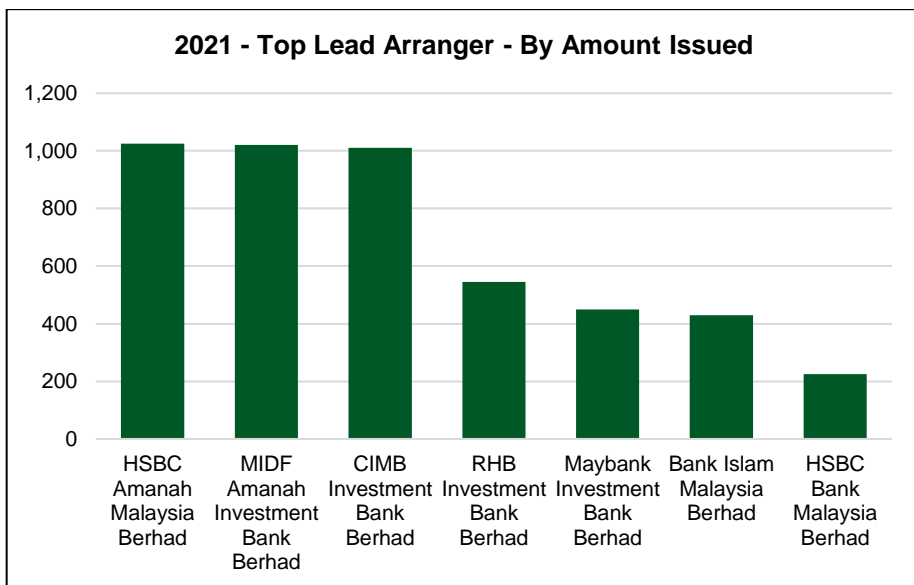
CATEGORY: <b>Top Issuance</b>				Amount: MYR Mil			
CLASSIFICATION: <b>By Amount Issued</b>							
PERIOD	01 Jan 2021 to 31 Dec 2021			PERIOD	01 Jan 2020 to 31 Dec 2020		
ISSUER	AMOUNT ISSUED	MARKET SHARE	NO OF STOCKS	ISSUER	AMOUNT ISSUED	MARKET SHARE	NO OF STOCKS
Yinson Holdings Berhad	1,000	20.8%	1	Leader Energy Sdn Berhad	260	25.1%	18
Cagamas Berhad	700	14.6%	6	Solar Management (Seremban) Sdn Berhad	260	25.1%	18
Small Medium Enterprise Development Bank Malaysia Berhad	500	10.4%	1	Cagamas Berhad	200	19.3%	4
Bank Pembangunan Malaysia Berhad	450	9.4%	1	Cypark Renewable Energy Sdn Berhad	165	15.9%	4
PNB Merdeka Ventures Sdn Berhad	430	9.0%	2	Sime Darby Property Berhad	150	14.5%	1
Pengurusan Air Selangor Sdn Berhad	430	9.0%	2				
reNIKOLA Solar Sdn Berhad	390	8.1%	17				
Cenergi SEA Berhad	210	4.4%	2				
Agroto Business (M) Sdn Berhad	200	4.2%	1				
Hanwha Q CELLS Malaysia Sdn Berhad	150	3.1%	1				
<b>TOTAL</b>	<b>4,460</b>	<b>92.8%</b>	<b>34</b>	<b>TOTAL</b>	<b>1,035</b>	<b>100.00%</b>	<b>45</b>



CATEGORY: <b>Top Traded Amount</b>				Amount: MYR Mil			
CLASSIFICATION: <b>By Traded Amount</b>							
PERIOD	01 Jan 2021 to 31 Dec 2021			PERIOD	01 Jan 2020 to 31 Dec 2020		
ISSUER	TRADED AMOUNT	MARKET SHARE	NO OF TRADES	ISSUER	TRADED AMOUNT	MARKET SHARE	NO OF TRADES
Quantum Solar Park (Semenanjung) Sdn Berhad	1,002	42.2%	216	Cypark Ref Sdn Berhad	595	30.3%	77
reNIKOLA Solar Sdn Berhad	260	11.0%	25	Quantum Solar Park (Semenanjung) Sdn Berhad	315	16.0%	73
Tadau Energy Sdn Berhad	160	6.7%	43	Solar Management (Seremban) Sdn Berhad	263	13.4%	48
Yinson Holdings Berhad	131	5.5%	23	Sinar Kamiri Sdn Berhad	204	10.4%	37
HSBC Amanah Malaysia Berhad	109	4.6%	12	Tadau Energy Sdn Berhad	182	9.3%	46
UiTM Solar Power Dua Sdn Berhad	106	4.5%	18	UiTM Solar Power Sdn Berhad	105	5.4%	31
Sime Darby Property Berhad	85	3.6%	16	Cypark Renewable Energy Sdn Berhad	76	3.9%	15
PNB Merdeka Ventures Sdn Berhad	80	3.4%	10	Leader Energy Sdn Berhad	73	3.7%	20
Agroto Business (M) Sdn Berhad	76	3.2%	5	Telekosang Hydro One Sdn Berhad	40	2.0%	8
Edra Solar Sdn Berhad	72	3.1%	18	PNB Merdeka Ventures Sdn Berhad	40	2.0%	2
<b>TOTAL</b>	<b>2,081</b>	<b>87.7%</b>	<b>386</b>	<b>TOTAL</b>	<b>1,892</b>	<b>96.3%</b>	<b>357</b>

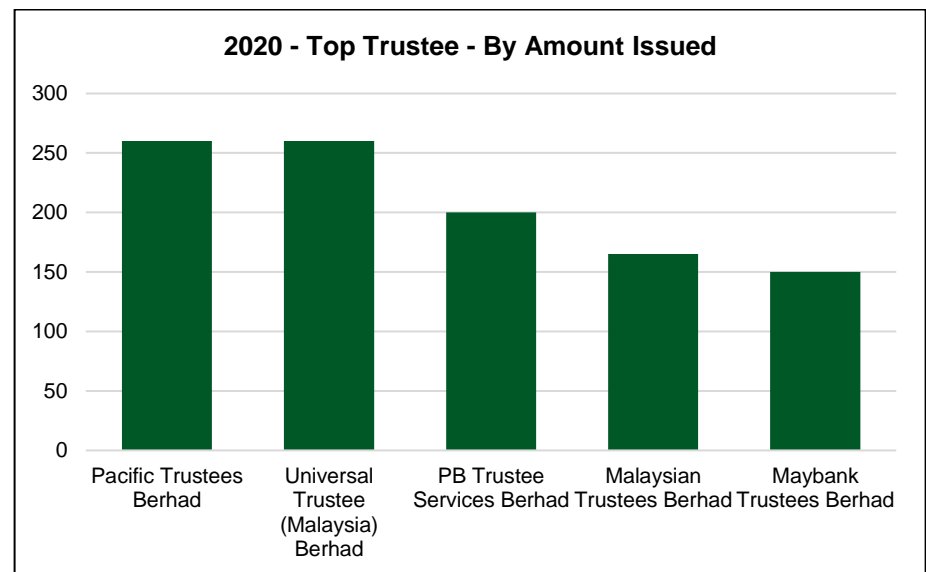
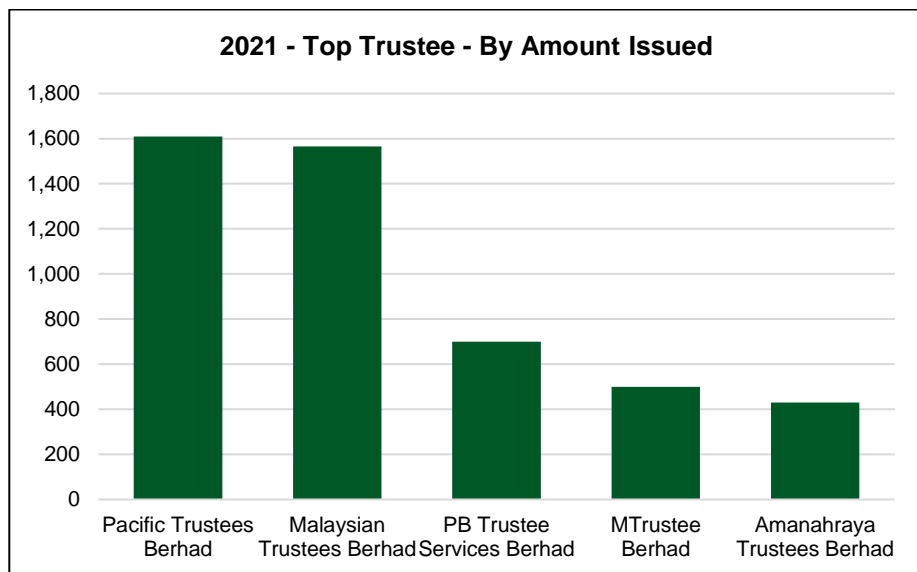


CATEGORY: <b>Top Lead Arranger</b>				Amount: MYR Mil			
CLASSIFICATION: <b>By Amount Issued</b>							
PERIOD	01 Jan 2021 to 31 Dec 2021			PERIOD	01 Jan 2020 to 31 Dec 2020		
ISSUER	AMOUNT ISSUED	MARKET SHARE	NO OF STOCKS	ISSUER	AMOUNT ISSUED	MARKET SHARE	NO OF STOCKS
HSBC Amanah Malaysia Berhad	1,025	21.3%	2	HSBC Amanah Malaysia Berhad	285	27.5%	19
MIDF Amanah Investment Bank Berhad	1,020	21.2%	20	OCBC AI-Amin Bank Berhad	260	25.1%	18
CIMB Investment Bank Berhad	1,010	21.0%	12	Maybank Investment Bank Berhad	208	20.1%	5
RHB Investment Bank Berhad	545	11.3%	4	RHB Investment Bank Berhad	165	15.9%	4
Maybank Investment Bank Berhad	450	9.4%	7	CIMB Investment Bank Berhad	58	5.6%	4
Bank Islam Malaysia Berhad	430	9.0%	2	HSBC Bank Malaysia Berhad	58	5.6%	4
HSBC Bank Malaysia Berhad	225	4.7%	6				
Affin Hwang Investment Bank Berhad	100	2.1%	14				
<b>TOTAL</b>	<b>4,805</b>	<b>100.0%</b>	<b>67</b>	<b>TOTAL</b>	<b>1,035</b>	<b>100.0%</b>	<b>54</b>





CATEGORY: <b>Top Trustee</b>				Amount: MYR Mil					
CLASSIFICATION: <b>By Amount Issued</b>									
PERIOD		01 Jan 2021 to 31 Dec 2021			PERIOD		01 Jan 2020 to 31 Dec 2020		
ISSUER	AMOUNT ISSUED	MARKET SHARE	NO OF STOCKS	ISSUER	AMOUNT ISSUED	MARKET SHARE	NO OF STOCKS		
Pacific Trustees Berhad	1,610	33.5%	6	Pacific Trustees Berhad	260	25.1%	18		
Malaysian Trustees Berhad	1,565	32.6%	38	Universal Trustee (Malaysia) Berhad	260	25.1%	18		
PB Trustee Services Berhad	700	14.6%	6	PB Trustee Services Berhad	200	19.3%	4		
MTrustee Berhad	500	10.4%	1	Malaysian Trustees Berhad	165	15.9%	4		
Amanahraya Trustees Berhad	430	9.0%	2	Maybank Trustees Berhad	150	14.5%	1		
<b>TOTAL</b>	<b>4,805</b>	<b>100.0%</b>	<b>53</b>	<b>TOTAL</b>	<b>1,035</b>	<b>100.0%</b>	<b>45</b>		



# LIST OF BONDS/SUKUK

## GOVERNMENT

LONG TERM GOVERNMENT BONDS/SUKUK OUTSTANDING AS OF 31 DECEMBER 2021								
NO	STOCK NAME	STOCK CODE	ISIN CODE	MATURITY DATE	ISSUE TENURE (Years)	O/S AMT (MYR Mil)	CPN RATE (%)	RATING
1	GII MURABAHAH 1/2015 4.194% 15.07.2022	GL150001	MYBGL1500018	15-Jul-2022	7.5	10,000	4.194	NR(LT)
2	GII MURABAHAH 1/2016 4.390% 07.07.2023	GL160001	MYBGL1600016	07-Jul-2023	7.5	10,500	4.390	NR(LT)
3	GII MURABAHAH 1/2017 4.258% 26.07.2027	GO170001	MYBGO1700018	26-Jul-2027	10.5	11,000	4.258	NR(LT)
4	GII MURABAHAH 1/2018 4.128% 15.08.2025	GL180001	MYBGL1800012	15-Aug-2025	7.5	12,500	4.128	NR(LT)
5	GII MURABAHAH 1/2019 4.130% 09.07.2029	GO190001	MYBGO1900014	09-Jul-2029	10.5	12,000	4.130	NR(LT)
6	GII MURABAHAH 1/2020 3.422% 30.09.2027	GL200001	MYBGL2000018	30-Sep-2027	7.5	16,000	3.422	NR(LT)
7	GII MURABAHAH 1/2021 3.447% 15.07.2036	GT210001	MYBGT2100019	15-Jul-2036	15.5	13,500	3.447	NR(LT)
8	GII MURABAHAH 2/2017 4.045% 15.08.2024	GL170002	MYBGL1700022	15-Aug-2024	7.5	12,000	4.045	NR(LT)
9	GII MURABAHAH 2/2018 4.369% 31.10.2028	GO180002	MYBGO1800024	31-Oct-2028	10.5	20,000	4.369	NR(LT)
10	GII MURABAHAH 2/2019 4.467% 15.09.2039	GY190002	MYBGY1900021	15-Sep-2039	20.5	20,800	4.467	NR(LT)
11	GII MURABAHAH 2/2020 3.465% 15.10.2030	GO200002	MYBGO2000020	15-Oct-2030	10.5	28,000	3.465	NR(LT)
12	GII MURABAHAH 2/2021 4.417% 30.09.2041	GY210002	MYBGY2100027	30-Sep-2041	20.5	8,500	4.417	NR(LT)
13	GII MURABAHAH 3/2015 4.245% 30.09.2030	GT150003	MYBGT1500037	30-Sep-2030	15.5	7,000	4.245	NR(LT)
14	GII MURABAHAH 3/2016 4.070% 30.09.2026	GO160003	MYBGO1600036	30-Sep-2026	10.5	10,500	4.070	NR(LT)
15	GII MURABAHAH 3/2017 3.948% 14.04.2022	GI170003	MYBGI1700036	14-Apr-2022	5.0	11,000	3.948	NR(LT)
16	GII MURABAHAH 3/2018 4.094% 30.11.2023	GJ180003	MYBGJ1800032	30-Nov-2023	5.5	11,500	4.094	NR(LT)
17	GII MURABAHAH 3/2019 3.726% 31.03.2026	GK190003	MYBGK1900038	31-Mar-2026	7.0	25,500	3.726	NR(LT)
18	GII MURABAHAH 4/2015 3.990% 15.10.2025	GO150004	MYBGO1500046	15-Oct-2025	10.5	10,500	3.990	NR(LT)
19	GII MURABAHAH 4/2017 4.895% 08.05.2047	GZ170004	MYBGZ1700048	08-May-2047	30.0	9,000	4.895	NR(LT)

LONG TERM GOVERNMENT BONDS/SUKUK OUTSTANDING AS OF 31 DECEMBER 2021								
NO	STOCK NAME	STOCK CODE	ISIN CODE	MATURITY DATE	ISSUE TENURE (Years)	O/S AMT (MYR Mil)	CPN RATE (%)	RATING
20	GII MURABAHAH 4/2018 3.729% 31.03.2022	GH180004	MYBGH1800044	31-Mar-2022	3.5	6,800	3.729	NR(LT)
21	GII MURABAHAH 4/2019 3.655% 15.10.2024	GJ190004	MYBGJ1900048	15-Oct-2024	5.5	19,500	3.655	NR(LT)
22	GII MURABAHAH 5/2013 4.582% 30.08.2033	GX130068	MYBGX1300687	30-Aug-2033	20.0	12,000	4.582	NR(LT)
23	GII MURABAHAH 5/2017 4.755% 04.08.2037	GX170005	MYBGX1700050	04-Aug-2037	20.0	14,500	4.755	NR(LT)
24	GII MURABAHAH 5/2019 4.638% 15.11.2049	GZ190005	MYBGZ1900051	15-Nov-2049	30.5	19,500	4.638	NR(LT)
25	GII MURABAHAH 6/2015 4.786% 31.10.2035	GX150006	MYBGX1500062	31-Oct-2035	20.0	7,000	4.786	NR(LT)
26	GII MURABAHAH 6/2017 4.724% 15.06.2033	GT170006	MYBGT1700066	15-Jun-2033	15.5	12,500	4.724	NR(LT)
27	GII MURABAHAH 6/2019 4.119% 30.11.2034	GT190006	MYBGT1900062	30-Nov-2034	15.5	20,000	4.119	NR(LT)
28	GII MURABAHAH 7/2019 3.151% 15.05.2023	GH190007	MYBGH1900075	15-May-2023	3.5	13,000	3.151	NR(LT)
29	GII MURABAHAH 8/2013 22.05.2024	GO130071	MYBGO1300710	22-May-2024	10.5	12,500	4.444	NR(LT)
30	GII MURABAHAH 9/2013 06.12.2028	GS130072	MYBGS1300729	06-Dec-2028	15.0	5,000	4.943	NR(LT)
31	MGS 1/2012 3.418% 15.08.2022	MO120001	MYBMO1200017	15-Aug-2022	10.5	8,641	3.418	NR(LT)
32	MGS 1/2014 4.181% 15.07.2024	MO140001	MYBMO1400013	15-Jul-2024	10.5	11,020	4.181	NR(LT)
33	MGS 1/2015 3.955% 15.09.2025	MO150001	MYBMO1500010	15-Sep-2025	10.5	27,172	3.955	NR(LT)
34	MGS 1/2016 3.800% 17.08.2023	ML160001	MYBML1600014	17-Aug-2023	7.5	10,000	3.800	NR(LT)
35	MGS 1/2017 3.882% 10.03.2022	MI170001	MYBMI1700018	10-Mar-2022	5.0	10,679	3.882	NR(LT)
36	MGS 1/2018 3.882% 14.03.2025	MK180001	MYBMK1800012	14-Mar-2025	7.0	7,000	3.882	NR(LT)
37	MGS 1/2019 3.906% 15.07.2026	ML190001	MYBML1900018	15-Jul-2026	7.5	10,500	3.906	NR(LT)
38	MGS 1/2020 4.065% 15.06.2050	MZ200001	MYBMZ2000016	15-Jun-2050	30.0	17,843	4.065	NR(LT)
39	MGS 2/2006 4.709% 15.09.2026	MX060002	MYBMX0600028	15-Sep-2026	20.0	3,110	4.709	NR(LT)
40	MGS 2/2012 3.892% 15.03.2027	MS120002	MYBMS1200026	15-Mar-2027	15.0	5,500	3.892	NR(LT)
41	MGS 2/2015 3.795% 30.09.2022	ML150002	MYBML1500024	30-Sep-2022	7.5	9,720	3.795	NR(LT)

LONG TERM GOVERNMENT BONDS/SUKUK OUTSTANDING AS OF 31 DECEMBER 2021								
NO	STOCK NAME	STOCK CODE	ISIN CODE	MATURITY DATE	ISSUE TENURE (Years)	O/S AMT (MYR Mil)	CPN RATE (%)	RATING
42	MGS 2/2016 4.736% 15.03.2046	MZ160002	MYBMZ1600022	15-Mar-2046	30.0	10,500	4.736	NR(LT)
43	MGS 2/2017 4.059% 30.09.2024	ML170002	MYBML1700020	30-Sep-2024	7.5	11,000	4.059	NR(LT)
44	MGS 2/2018 3.757% 20.04.2023	MI180002	MYBMI1800024	20-Apr-2023	5.0	8,900	3.757	NR(LT)
45	MGS 2/2019 3.885% 15.08.2029	MO190002	MYBMO1900020	15-Aug-2029	10.5	20,500	3.885	NR(LT)
46	MGS 2/2020 2.632% 15.04.2031	MO200002	MYBMO2000028	15-Apr-2031	10.5	19,500	2.632	NR(LT)
47	MGS 3/2005 4.837% 15.07.2025	MY050003	MYBMY0500036	15-Jul-2025	20.0	3,000	4.837	NR(LT)
48	MGS 3/2007 3.502% 31.05.2027	MX070003	MYBMX0700034	31-May-2027	20.0	17,000	3.502	NR(LT)
49	MGS 3/2008 5.248% 15.09.2028	MX080003	MYBMX0800032	15-Sep-2028	20.0	3,840	5.248	NR(LT)
50	MGS 3/2010 4.498% 15.04.2030	MX100003	MYBMX1000038	15-Apr-2030	20.0	12,770	4.498	NR(LT)
51	MGS 3/2011 4.392% 15.04.2026	MS110003	MYBMS1100036	15-Apr-2026	15.0	11,274	4.392	NR(LT)
52	MGS 3/2013 3.480% 15.03.2023	MN130003	MYBMN1300033	15-Mar-2023	10.0	19,420	3.480	NR(LT)
53	MGS 3/2016 3.900% 30.11.2026	MO160003	MYBMO1600034	30-Nov-2026	10.5	19,000	3.900	NR(LT)
54	MGS 3/2017 4.762% 07.04.2037	MX170003	MYBMX1700033	07-Apr-2037	20.0	12,500	4.762	NR(LT)
55	MGS 3/2018 4.642% 07.11.2033	MT180003	MYBMT1800039	07-Nov-2033	15.5	9,500	4.642	NR(LT)
56	MGS 3/2019 3.478% 14.06.2024	MI190003	MYBMI1900030	14-Jun-2024	5.0	21,500	3.478	NR(LT)
57	MGS 4/2011 4.232% 30.06.2031	MX110004	MYBMX1100044	30-Jun-2031	20.0	13,893	4.232	NR(LT)
58	MGS 4/2012 4.127% 15.04.2032	MX120004	MYBMX1200042	15-Apr-2032	20.0	3,585	4.127	NR(LT)
59	MGS 4/2013 3.844% 15.04.2033	MX130004	MYBMX1300040	15-Apr-2033	20.0	14,000	3.844	NR(LT)
60	MGS 4/2015 4.254% 31.05.2035	MY150004	MYBMY1500043	31-May-2035	20.0	16,108	4.254	NR(LT)
61	MGS 4/2017 3.899% 16.11.2027	MO170004	MYBMO1700040	16-Nov-2027	10.5	14,500	3.899	NR(LT)
62	MGS 4/2018 4.893% 08.06.2038	MX180004	MYBMX1800049	08-Jun-2038	20.0	9,500	4.893	NR(LT)
63	MGS 4/2019 3.828% 05.07.2034	MS190004	MYBMS1900047	05-Jul-2034	15.0	18,500	3.828	NR(LT)

LONG TERM GOVERNMENT BONDS/SUKUK OUTSTANDING AS OF 31 DECEMBER 2021								
NO	STOCK NAME	STOCK CODE	ISIN CODE	MATURITY DATE	ISSUE TENURE (Years)	O/S AMT (MYR Mil)	CPN RATE (%)	RATING
64	MGS 5/2013 3.733% 15.06.2028	MS130005	MYBMS1300057	15-Jun-2028	15.0	24,000	3.733	NR(LT)
65	MGS 5/2018 4.921% 06.07.2048	MZ180005	MYBMZ1800051	06-Jul-2048	30.0	12,284	4.921	NR(LT)
66	MGS 5/2019 3.757% 22.05.2040	MY190005	MYBMY1900052	22-May-2040	20.5	24,700	3.757	NR(LT)
67	MGS 7/2013 4.935% 30.09.2043	MZ130007	MYBMZ1300078	30-Sep-2043	30.0	8,258	4.935	NR(LT)
68	PROFIT-BASED GII 1/2013 08.08.2028	GT130001	MYBGT1300016	08-Aug-2028	15.5	3,000	3.871	NR(LT)
69	PROFIT-BASED GII 2/2013 31.10.2023	GO130033	MYBGO1300330	31-Oct-2023	10.5	4,000	3.493	NR(LT)
70	PROFIT-BASED GII 4/2012 15.11.2022	GO120037	MYBGO1200373	15-Nov-2022	10.5	4,500	3.699	NR(LT)
71	PROFIT-BASED GII 4/2012 15.11.2022	GO12037A	MYBGO12037A2	15-Nov-2022	10.5	4,000	3.699	NR(LT)
72	PROFIT-BASED GII 5/2012 15.06.2027	GS120059	MYBGS1200598	15-Jun-2027	15.0	3,000	3.899	NR(LT)
73	PROFIT-BASED GII 5/2012 15.06.2027	GS12059A	MYBGS12059A2	15-Jun-2027	15.0	2,000	3.899	NR(LT)
74	SPK 1/2013 3.729% 22.03.2023	ZN130001	MYBZN1300019	22-Mar-2023	10.0	1,700	3.729	NR(LT)
75	SPK 1/2014 4.731% 21.02.2024	ZN140001	MYBZN1400017	21-Feb-2024	10.0	5,500	4.731	NR(LT)
76	SPK 2/2012 3.691% 12.07.2022	ZN120001	MYBZN1200011	12-Jul-2022	10.0	9,000	3.691	NR(LT)
77	SPK 37/2012 3.701% 25.04.2023	ZO120037	MYBZO1200373	25-Apr-2023	10.5	1,900	3.701	NR(LT)

SHORT TERM GOVERNMENT BONDS/SUKUK OUTSTANDING AS OF 31 DECEMBER 2021								
NO	STOCK NAME	STOCK CODE	ISIN CODE	MATURITY DATE	ISSUE TENURE (Days)	O/S AMT (MYR Mil)	CPN RATE (%)	RATING
1	MITB 1/2021 364D 11.01.2022	NE210001	MYBNE2100017	11-Jan-2022	364.0	3,000	0.000	NR(ST)
2	MITB 10/2021 363D 10.05.2022	NE210010	MYBNE2100108	10-May-2022	363.0	2,000	0.000	NR(ST)
3	MITB 11/2021 364D 24.05.2022	NE210011	MYBNE2100116	24-May-2022	364.0	2,500	0.000	NR(ST)
4	MITB 12/2021 364D 02.06.2022	NE210012	MYBNE2100124	02-Jun-2022	364.0	1,500	0.000	NR(ST)
5	MITB 13/2021 363D 09.06.2022	NE210013	MYBNE2100132	09-Jun-2022	363.0	1,500	0.000	NR(ST)
6	MITB 15/2021 182D 11.02.2022	ND210015	MYBND2100159	11-Feb-2022	182.0	2,000	0.000	NR(ST)
7	MITB 16/2021 364D 03.10.2022	NE210016	MYBNE2100165	03-Oct-2022	364.0	2,000	0.000	NR(ST)
8	MITB 4/2021 364D 21.02.2022	NE210004	MYBNE2100041	21-Feb-2022	364.0	1,000	0.000	NR(ST)
9	MITB 8/2021 364D 11.04.2022	NE210008	MYBNE2100082	11-Apr-2022	364.0	1,500	0.000	NR(ST)
10	MITB 9/2021 364D 25.04.2022	NE210009	MYBNE2100090	25-Apr-2022	364.0	1,500	0.000	NR(ST)
11	MTB 4/2021 364D 17.06.2022	TE210004	MYBTE2100048	17-Jun-2022	364.0	2,500	0.000	NR(ST)
12	MTB 5/2021 364D 23.09.2022	TE210005	MYBTE2100055	23-Sep-2022	364.0	2,000	0.000	NR(ST)
13	MTB 6/2021 365D 11.10.2022	TE210006	MYBTE2100063	11-Oct-2022	365.0	2,000	0.000	NR(ST)
14	MTB 7/2021 182D 10.05.2022	TD210007	MYBTD2100073	10-May-2022	182.0	2,000	0.000	NR(ST)
15	MTB 8/2021 182D 09.06.2022	TD210008	MYBTD2100081	09-Jun-2022	182.0	1,000	0.000	NR(ST)

# COMPANY PROFILE

## GOVERNMENT

REGISTRATION CODE	9900010
ISSUER NAME	<b>Government of Malaysia</b>
INDUSTRY	PUBLIC FINANCE
PROFILE	<p>The Government of Malaysia ("GoM") is the single largest bond issuer in the country. The GoM's debts are divided into domestic debts and foreign debts. The majority of GoM's debts are raised from the domestic capital market, which include the Malaysian Government Securities ("MGS"), Government Investment Issues ("GII"), Sukuk Perumahan Kerajaan ("SPK") and both Conventional and Islamic Treasury bills. Foreign debt is denominated in currencies other than the Ringgit, which forms just a small portion of the country's total debt. Most of the GoM's debts are used to finance the fiscal budget deficit.</p> <p>Malaysia is a multi-ethnic and multi-cultural federal constitutional monarchy in Southeast Asia. The constitution declares Islam the state religion while protecting the freedom of other religions. The head of state is the King, known as the Yang di-Pertuan Agong. He is an elected monarch chosen from the hereditary rulers of the nine Malay states every five years. The head of the GoM is the Prime Minister. The government system is based on Westminster parliamentary system and the legal system is based on English Common Law.</p> <p>Geographically, Malaysia is divided into West Malaysia (Peninsular Malaysia) and East Malaysia (Sabah, Sarawak, Labuan). Malaysia's land is full of natural resources, including various forms of minerals, wood, among others. During the early stage post-independence, economic activities were mostly concentrated in mining and plantation sectors. However, Malaysia has since embarked on an industrialisation strategy during the early 80's. The flagship industrial project at that time was the national car policy. During the 90's and early millennium, economic activities were concentrated in tourism, communications, internet technology and biotechnology. Over the years, the dynamics of Malaysia's economy has transformed from being an agricultural-based economy to an industrial-based economy and finally a service-based economy at this juncture. In the meantime, the GoM has taken various steps and initiatives to transform Malaysia's economy to a knowledge-based economy.</p> <p>Owing to the diversity of our economy and the need for huge capital to finance economic activities, Malaysia's capital market has grown by leaps and bounds. The equity market has played a vital role since decades ago and in recent years, the bond market has started to gain its footing as a preferred choice to raise capital, especially among big corporations and conglomerates. GoM is also helping the cause by issuing sovereign bonds to fund the nation's development. The GoM, Bank Negara Malaysia and the Securities Commission aspire to see Malaysia becoming the global Islamic financial centre. As such, Malaysia will see more sukuk issuance coming from both the public and private sectors in the future.</p>

FACILITY/BOND CODE	FACILITY/BOND NAME	MATURITY DATE	O/S AMT (MYR Mil)	CPN RATE (%)	RATING
199600010	MALAYSIAN TREASURY BILLS	31-Dec-2036	9,500		
TD210007	MTB 7/2021 182D 10.05.2022	10-May-2022	2,000	0.000	NR(ST)
TD210008	MTB 8/2021 182D 09.06.2022	09-Jun-2022	1,000	0.000	NR(ST)
TE210004	MTB 4/2021 364D 17.06.2022	17-Jun-2022	2,500	0.000	NR(ST)
TE210005	MTB 5/2021 364D 23.09.2022	23-Sep-2022	2,000	0.000	NR(ST)
TE210006	MTB 6/2021 365D 11.10.2022	11-Oct-2022	2,000	0.000	NR(ST)
199600011	MALAYSIAN GOVT SECURITIES	31-Dec-2057	480,718		
MI170001	MGS 1/2017 3.882% 10.03.2022	10-Mar-2022	10,679	3.882	NR(LT)
MO120001	MGS 1/2012 3.418% 15.08.2022	15-Aug-2022	8,641	3.418	NR(LT)
ML150002	MGS 2/2015 3.795% 30.09.2022	30-Sep-2022	9,720	3.795	NR(LT)
MN130003	MGS 3/2013 3.480% 15.03.2023	15-Mar-2023	19,420	3.480	NR(LT)
MI180002	MGS 2/2018 3.757% 20.04.2023	20-Apr-2023	8,900	3.757	NR(LT)
ML160001	MGS 1/2016 3.800% 17.08.2023	17-Aug-2023	10,000	3.800	NR(LT)
MI190003	MGS 3/2019 3.478% 14.06.2024	14-Jun-2024	21,500	3.478	NR(LT)
MO140001	MGS 1/2014 4.181% 15.07.2024	15-Jul-2024	11,020	4.181	NR(LT)
ML170002	MGS 2/2017 4.059% 30.09.2024	30-Sep-2024	11,000	4.059	NR(LT)
MK180001	MGS 1/2018 3.882% 14.03.2025	14-Mar-2025	7,000	3.882	NR(LT)

FACILITY/BOND CODE	FACILITY/BOND NAME	MATURITY DATE	O/S AMT (MYR Mil)	CPN RATE (%)	RATING
MY050003	MGS 3/2005 4.837% 15.07.2025	15-Jul-2025	3,000	4.837	NR(LT)
MO150001	MGS 1/2015 3.955% 15.09.2025	15-Sep-2025	27,172	3.955	NR(LT)
MS110003	MGS 3/2011 4.392% 15.04.2026	15-Apr-2026	11,274	4.392	NR(LT)
ML190001	MGS 1/2019 3.906% 15.07.2026	15-Jul-2026	10,500	3.906	NR(LT)
MX060002	MGS 2/2006 4.709% 15.09.2026	15-Sep-2026	3,110	4.709	NR(LT)
MO160003	MGS 3/2016 3.900% 30.11.2026	30-Nov-2026	19,000	3.900	NR(LT)
MS120002	MGS 2/2012 3.892% 15.03.2027	15-Mar-2027	5,500	3.892	NR(LT)
MX070003	MGS 3/2007 3.502% 31.05.2027	31-May-2027	17,000	3.502	NR(LT)
MO170004	MGS 4/2017 3.899% 16.11.2027	16-Nov-2027	14,500	3.899	NR(LT)
MS130005	MGS 5/2013 3.733% 15.06.2028	15-Jun-2028	24,000	3.733	NR(LT)
MX080003	MGS 3/2008 5.248% 15.09.2028	15-Sep-2028	3,840	5.248	NR(LT)
MO190002	MGS 2/2019 3.885% 15.08.2029	15-Aug-2029	20,500	3.885	NR(LT)
MX100003	MGS 3/2010 4.498% 15.04.2030	15-Apr-2030	12,770	4.498	NR(LT)
MO200002	MGS 2/2020 2.632% 15.04.2031	15-Apr-2031	19,500	2.632	NR(LT)
MX110004	MGS 4/2011 4.232% 30.06.2031	30-Jun-2031	13,893	4.232	NR(LT)
MX120004	MGS 4/2012 4.127% 15.04.2032	15-Apr-2032	3,585	4.127	NR(LT)
MX130004	MGS 4/2013 3.844% 15.04.2033	15-Apr-2033	14,000	3.844	NR(LT)
MT180003	MGS 3/2018 4.642% 07.11.2033	07-Nov-2033	9,500	4.642	NR(LT)
MS190004	MGS 4/2019 3.828% 05.07.2034	05-Jul-2034	18,500	3.828	NR(LT)
MY150004	MGS 4/2015 4.254% 31.05.2035	31-May-2035	16,108	4.254	NR(LT)
MX170003	MGS 3/2017 4.762% 07.04.2037	07-Apr-2037	12,500	4.762	NR(LT)
MX180004	MGS 4/2018 4.893% 08.06.2038	08-Jun-2038	9,500	4.893	NR(LT)
MY190005	MGS 5/2019 3.757% 22.05.2040	22-May-2040	24,700	3.757	NR(LT)
MZ130007	MGS 7/2013 4.935% 30.09.2043	30-Sep-2043	8,258	4.935	NR(LT)
MZ160002	MGS 2/2016 4.736% 15.03.2046	15-Mar-2046	10,500	4.736	NR(LT)
MZ180005	MGS 5/2018 4.921% 06.07.2048	06-Jul-2048	12,284	4.921	NR(LT)
MZ200001	MGS 1/2020 4.065% 15.06.2050	15-Jun-2050	17,843	4.065	NR(LT)
200500022	PROFIT-BASED GII	31-Dec-2036	20,500		
GO120037	PROFIT-BASED GII 4/2012 15.11.2022	15-Nov-2022	4,500	3.699	NR(LT)
GO12037A	PROFIT-BASED GII 4/2012 15.11.2022	15-Nov-2022	4,000	3.699	NR(LT)
GO130033	PROFIT-BASED GII 2/2013 31.10.2023	31-Oct-2023	4,000	3.493	NR(LT)
GS120059	PROFIT-BASED GII 5/2012 15.06.2027	15-Jun-2027	3,000	3.899	NR(LT)
GS12059A	PROFIT-BASED GII 5/2012 15.06.2027	15-Jun-2027	2,000	3.899	NR(LT)
GT130001	PROFIT-BASED GII 1/2013 08.08.2028	08-Aug-2028	3,000	3.871	NR(LT)
201200041	Sukuk Perumahan Kerajaan	31-Dec-2055	18,100		
ZN120001	SPK 2/2012 3.691% 12.07.2022	12-Jul-2022	9,000	3.691	NR(LT)
ZN130001	SPK 1/2013 3.729% 22.03.2023	22-Mar-2023	1,700	3.729	NR(LT)
ZO120037	SPK 37/2012 3.701% 25.04.2023	25-Apr-2023	1,900	3.701	NR(LT)
ZN140001	SPK 1/2014 4.731% 21.02.2024	21-Feb-2024	5,500	4.731	NR(LT)
201300054	GII MURABAHAH	30-Dec-2050	402,100		
GH180004	GII MURABAHAH 4/2018 3.729% 31.03.2022	31-Mar-2022	6,800	3.729	NR(LT)
GI170003	GII MURABAHAH 3/2017 3.948% 14.04.2022	14-Apr-2022	11,000	3.948	NR(LT)
GL150001	GII MURABAHAH 1/2015 4.194% 15.07.2022	15-Jul-2022	10,000	4.194	NR(LT)
GH190007	GII MURABAHAH 7/2019 3.151% 15.05.2023	15-May-2023	13,000	3.151	NR(LT)
GL160001	GII MURABAHAH 1/2016 4.390% 07.07.2023	07-Jul-2023	10,500	4.390	NR(LT)



FACILITY/BOND CODE	FACILITY/BOND NAME	MATURITY DATE	O/S AMT (MYR Mil)	CPN RATE (%)	RATING
GJ180003	GII MURABAHAH 3/2018 4.094% 30.11.2023	30-Nov-2023	11,500	4.094	NR(LT)
GO130071	GII MURABAHAH 8/2013 22.05.2024	22-May-2024	12,500	4.444	NR(LT)
GL170002	GII MURABAHAH 2/2017 4.045% 15.08.2024	15-Aug-2024	12,000	4.045	NR(LT)
GJ190004	GII MURABAHAH 4/2019 3.655% 15.10.2024	15-Oct-2024	19,500	3.655	NR(LT)
GL180001	GII MURABAHAH 1/2018 4.128% 15.08.2025	15-Aug-2025	12,500	4.128	NR(LT)
GO150004	GII MURABAHAH 4/2015 3.990% 15.10.2025	15-Oct-2025	10,500	3.990	NR(LT)
GK190003	GII MURABAHAH 3/2019 3.726% 31.03.2026	31-Mar-2026	25,500	3.726	NR(LT)
GO160003	GII MURABAHAH 3/2016 4.070% 30.09.2026	30-Sep-2026	10,500	4.070	NR(LT)
GO170001	GII MURABAHAH 1/2017 4.258% 26.07.2027	26-Jul-2027	11,000	4.258	NR(LT)
GL200001	GII MURABAHAH 1/2020 3.422% 30.09.2027	30-Sep-2027	16,000	3.422	NR(LT)
GO180002	GII MURABAHAH 2/2018 4.369% 31.10.2028	31-Oct-2028	20,000	4.369	NR(LT)
GS130072	GII MURABAHAH 9/2013 06.12.2028	06-Dec-2028	5,000	4.943	NR(LT)
GO190001	GII MURABAHAH 1/2019 4.130% 09.07.2029	09-Jul-2029	12,000	4.130	NR(LT)
GT150003	GII MURABAHAH 3/2015 4.245% 30.09.2030	30-Sep-2030	7,000	4.245	NR(LT)
GO200002	GII MURABAHAH 2/2020 3.465% 15.10.2030	15-Oct-2030	28,000	3.465	NR(LT)
GT170006	GII MURABAHAH 6/2017 4.724% 15.06.2033	15-Jun-2033	12,500	4.724	NR(LT)
GX130068	GII MURABAHAH 5/2013 4.582% 30.08.2033	30-Aug-2033	12,000	4.582	NR(LT)
GT190006	GII MURABAHAH 6/2019 4.119% 30.11.2034	30-Nov-2034	20,000	4.119	NR(LT)
GX150006	GII MURABAHAH 6/2015 4.786% 31.10.2035	31-Oct-2035	7,000	4.786	NR(LT)
GT210001	GII MURABAHAH 1/2021 3.447% 15.07.2036	15-Jul-2036	13,500	3.447	NR(LT)
GX170005	GII MURABAHAH 5/2017 4.755% 04.08.2037	04-Aug-2037	14,500	4.755	NR(LT)
GY190002	GII MURABAHAH 2/2019 4.467% 15.09.2039	15-Sep-2039	20,800	4.467	NR(LT)
GY210002	GII MURABAHAH 2/2021 4.417% 30.09.2041	30-Sep-2041	8,500	4.417	NR(LT)
GZ170004	GII MURABAHAH 4/2017 4.895% 08.05.2047	08-May-2047	9,000	4.895	NR(LT)
GZ190005	GII MURABAHAH 5/2019 4.638% 15.11.2049	15-Nov-2049	19,500	4.638	NR(LT)
201600006	MALAYSIAN (ISL) TREASURY BILLS	30-Dec-2050	18,500		
NE210001	MITB 1/2021 364D 11.01.2022	11-Jan-2022	3,000	0.000	NR(ST)
ND210015	MITB 15/2021 182D 11.02.2022	11-Feb-2022	2,000	0.000	NR(ST)
NE210004	MITB 4/2021 364D 21.02.2022	21-Feb-2022	1,000	0.000	NR(ST)
NE210008	MITB 8/2021 364D 11.04.2022	11-Apr-2022	1,500	0.000	NR(ST)
NE210009	MITB 9/2021 364D 25.04.2022	25-Apr-2022	1,500	0.000	NR(ST)
NE210010	MITB 10/2021 363D 10.05.2022	10-May-2022	2,000	0.000	NR(ST)
NE210011	MITB 11/2021 364D 24.05.2022	24-May-2022	2,500	0.000	NR(ST)
NE210012	MITB 12/2021 364D 02.06.2022	02-Jun-2022	1,500	0.000	NR(ST)
NE210013	MITB 13/2021 363D 09.06.2022	09-Jun-2022	1,500	0.000	NR(ST)
NE210016	MITB 16/2021 364D 03.10.2022	03-Oct-2022	2,000	0.000	NR(ST)

# LIST OF BONDS/SUKUK CORPORATE

LONG TERM CORPORATE BONDS/SUKUK OUTSTANDING AS OF 31 DECEMBER 2021								
NO	STOCK NAME	STOCK CODE	ISIN CODE	MATURITY DATE	ISSUE TENURE (Years)	O/S AMT (MYR Mil)	CPN RATE (%)	RATING
1	1MDB IMTN T1 27.05.2039	VZ090241	MYBVZ0902412	27-May-2039	30.0	600	5.750	NR(LT)
2	1MDB IMTN T2 27.05.2039	VZ090242	MYBVZ0902420	27-May-2039	30.0	600	5.750	NR(LT)
3	1MDB IMTN T3 27.05.2039	VZ090243	MYBVZ0902438	27-May-2039	30.0	600	5.750	NR(LT)
4	1MDB IMTN T4 27.05.2039	VZ090244	MYBVZ0902446	27-May-2039	30.0	600	5.750	NR(LT)
5	1MDB IMTN T5 27.05.2039	VZ090245	MYBVZ0902453	27-May-2039	30.0	650	5.750	NR(LT)
6	1MDB IMTN T6 27.05.2039	VZ090246	MYBVZ0902461	27-May-2039	30.0	650	5.750	NR(LT)
7	1MDB IMTN T7 27.05.2039	VZ090247	MYBVZ0902479	27-May-2039	30.0	650	5.750	NR(LT)
8	1MDB IMTN T8 27.05.2039	VZ090248	MYBVZ0902487	27-May-2039	30.0	650	5.750	NR(LT)
9	7-EMHB MTN 1096D 28.6.2024 (Tranche 1)	UG210240	MYBUG2102401	28-Jun-2024	3.0	150	4.000	AA-
10	7-EMHB MTN 1824D 26.6.2026 (Tranche 2)	UI210239	MYBUI2102399	26-Jun-2026	5.0	250	4.280	AA-
11	7-EMHB MTN 2557D 28.6.2028 (Tranche 3)	UK210238	MYBUK2102387	28-Jun-2028	7.0	100	4.730	AA-
12	ACFGB IMTN Tranche 1 Class A1 3.51% EM:27.05.2024	VJ210198	MYBVJ2101983	27-Nov-2026	5.5	15	3.510	AAA
13	ACFGB IMTN Tranche 1 Class A2 3.94% EM:27.05.2026	VL210199	MYBVL2101997	27-Nov-2028	7.5	20	3.940	AAA
14	ACFGB IMTN Tranche 1 Class A3 4.34% EM:29.05.2028	VN210200	MYBVN2102009	27-Nov-2030	9.5	140	4.340	AAA
15	ACFGB IMTN Tranche 1 Class B1 4.31% EM:27.05.2024	VJ210201	MYBVJ2102015	27-Nov-2026	5.5	5	4.310	AA2
16	ACFGB IMTN Tranche 1 Class B2 4.64% EM:27.05.2026	VL210202	MYBVL2102029	27-Nov-2028	7.5	10	4.640	AA2
17	ACFGB IMTN Tranche 1 Class B3 4.94% EM:29.05.2028	VN210203	MYBVN2102033	27-Nov-2030	9.5	40	4.940	AA2

LONG TERM CORPORATE BONDS/SUKUK OUTSTANDING AS OF 31 DECEMBER 2021								
NO	STOCK NAME	STOCK CODE	ISIN CODE	MATURITY DATE	ISSUE TENURE (Years)	O/S AMT (MYR Mil)	CPN RATE (%)	RATING
18	ACFGB IMTN Tranche 1 Class C1 4.15% EM:29.05.2028	VN210204	MYBVN2102041	27-Nov-2030	9.5	170	4.150	NR(LT)
19	ACFGB IMTN Tranche 1 Class D1 EM:29.05.2028	VN210205	MYBVN2102058	27-Nov-2030	9.5	385	0.100	NR(LT)
20	ACSB IMTN 5.450% 19.11.2021	VF190259	MYBVF1902595	23-Feb-2022	2.0	19	5.450	BB IS
21	ACSB IMTN 5.450% 19.11.2021	VF190264	MYBVF1902645	23-Feb-2022	2.0	5	5.450	BB IS
22	ACSB IMTN 5.450% 19.11.2021	VL130287	MYBVL1302877	23-Feb-2022	8.0	5	5.450	BB IS
23	ACSB IMTN 5.450% 23.02.2022	VG190258	MYBVG1902585	23-Feb-2022	2.3	21	5.450	BB IS
24	ACSB IMTN 5.450% 23.02.2022	VG190263	MYBVG1902635	23-Feb-2022	2.3	4	5.450	BB IS
25	ACSB IMTN 5.600% 18.11.2022	VG190257	MYBVG1902577	18-Nov-2022	3.0	12	5.600	BB IS
26	ACSB IMTN 5.600% 18.11.2022	VG190262	MYBVG1902627	18-Nov-2022	3.0	3	5.600	BB IS
27	ACSB IMTN 5.600% 18.11.2022	VM130286	MYBVM1302867	18-Nov-2022	9.0	20	5.600	BB IS
28	ACSB IMTN 5.700% 18.11.2022	VJ160428	MYBVJ1604284	18-Nov-2022	6.0	25	5.700	BB IS
29	ACSB IMTN 6.000% 31.05.2023	VN130285	MYBVN1302857	31-May-2023	9.5	55	6.000	B IS
30	AEON 6.650% 13.11.2113 (Series 5)	PZ180012	MYBPZ1800120	13-Nov-2113	95.0	100	6.650	NR(LT)
31	AEON 6.650% 28.12.2114 (SERIES 3)	PZ180011	MYBPZ1800112	28-Dec-2114	96.1	100	6.650	NR(LT)
32	AEON CO. IMTN 3.095% 13.07.2022	VE210269	MYBVE2102693	13-Jul-2022	1.0	170	3.095	AA2
33	AEON CO. IMTN 3.150% 10.11.2023	VF210422	MYBVF2104225	10-Nov-2023	2.0	200	3.150	AA2
34	AEON CREDIT SENIOR SUKUK (SERIES 1 TRANCHE 1)	PK200003	MYBPK2000037	10-Feb-2027	7.0	300	3.800	AA3
35	AEON CREDIT SENIOR SUKUK (SERIES 1 TRANCHE 2)	PL200002	MYBPL2000027	10-Feb-2028	8.0	200	3.850	AA3
36	AEON CREDIT SUB SUKUK (SERIES 2 TRANCHE 1)	PN200005	MYBPN2000056	12-Mar-2030	10.0	200	3.950	A1

LONG TERM CORPORATE BONDS/SUKUK OUTSTANDING AS OF 31 DECEMBER 2021								
NO	STOCK NAME	STOCK CODE	ISIN CODE	MATURITY DATE	ISSUE TENURE (Years)	O/S AMT (MYR Mil)	CPN RATE (%)	RATING
37	AFFIN ISLAMIC PERPETUAL AT1 SUKUK WAKALAH (T1)	VZ180281	MYBVZ1802819	18-Oct-2117	99.1	300	5.650	A3
38	AFFIN ISLAMIC T2 SUKUK MURABAHAH 5.05% 23.10.2028	VN180292	MYBVN1802922	23-Oct-2028	10.0	800	5.050	A1
39	AFFINBANK RM500M PERPETUAL AT1CS (T1)	UZ180095	MYBUZ1800955	29-Jul-2118	100.1	500	5.800	A3
40	AFFINBANK SUBORDINATED MTN 3650D 05.2.2027	UN170018	MYBUN1700185	05-Feb-2027	10.0	1,000	5.450	A1
41	AFFINBANK SUBORDINATED MTN 3652D 20.9.2027	UN170145	MYBUN1701456	20-Sep-2027	10.0	1,000	5.030	A1
42	AGEAS 3.950% 07.10.2031	PN210008	MYBPN2100088	07-Oct-2031	10.0	1,000	3.950	AA2
43	AGROBANK IMTN 3.630% 02.11.2026	VI210390	MYBVI2103908	02-Nov-2026	5.0	200	3.630	AAA IS
44	AGROBANK IMTN 3.900% 02.11.2028	VK210391	MYBVK2103912	02-Nov-2028	7.0	300	3.900	AAA IS
45	AGROTO IMTN 4.800% 05.08.2026 (Tranche 1)	VI210311	MYBVI2103114	05-Aug-2026	5.0	200	4.800	AA1 (BG)
46	AIR SELANGOR IMTN T1 S1 2.590% 22.12.2023	VG200353	MYBVG2003532	22-Dec-2023	3.0	100	2.590	AAA
47	AIR SELANGOR IMTN T1 S2 2.890% 23.12.2025	VI200352	MYBVI2003520	23-Dec-2025	5.0	150	2.890	AAA
48	AIR SELANGOR IMTN T1 S3 3.240% 23.12.2027	VK200351	MYBVK2003518	23-Dec-2027	7.0	350	3.240	AAA
49	AIR SELANGOR IMTN T1 S4 3.590% 23.12.2030	VN200350	MYBVN2003504	23-Dec-2030	10.0	500	3.590	AAA
50	AIR SELANGOR IMTN T2 S1 4.100% 27.10.2028	VK210386	MYBVK2103862	27-Oct-2028	7.0	395	4.100	AAA
51	AIR SELANGOR IMTN T2 S2 4.220% 29.10.2031	VN210389	MYBVN2103890	29-Oct-2031	10.0	175	4.220	AAA
52	AIR SELANGOR IMTN T2 S3 SRI SUKUK KAS 29.10.2036	VS210388	MYBVS2103881	29-Oct-2036	15.0	255	4.740	AAA
53	AIR SELANGOR IMTN T2 S4 SRI SUKUK KAS 29.10.2041	VX210387	MYBVX2103873	29-Oct-2041	20.0	175	4.880	AAA
54	AISL 3.550% 25.03.2022	PF200006	MYBPF2000060	25-Mar-2022	2.0	200	3.550	AA3
55	AISL 4.100% 27.03.2025	PI200007	MYBPI2000072	27-Mar-2025	5.0	800	4.100	AA3

LONG TERM CORPORATE BONDS/SUKUK OUTSTANDING AS OF 31 DECEMBER 2021								
NO	STOCK NAME	STOCK CODE	ISIN CODE	MATURITY DATE	ISSUE TENURE (Years)	O/S AMT (MYR Mil)	CPN RATE (%)	RATING
56	AISL IMTN 06.12.2030	VN200337	MYBVN2003371	06-Dec-2030	10.0	400	3.130	A1
57	AISL IMTN 4.880% 18.10.2028	VN180280	MYBVN1802807	18-Oct-2028	10.0	500	4.880	A1
58	AISL IMTN 5.200% 15.03.2027	VN170115	MYBVN1701157	15-Mar-2027	10.0	240	5.200	A1
59	AISL IMTN 5.230% 23.02.2028	VN180079	MYBVN1800793	23-Feb-2028	10.0	150	5.230	A1
60	ALDZAHAB ABS-IMTN 09.09.2022(CLASS A TRANCHE 4 S2)	VI170252	MYBVI1702528	09-Sep-2022	5.0	55	5.100	AAA
61	ALDZAHAB ABS-IMTN 11.03.2026 (CLASS B TRANCHE 4)	VM170254	MYBVM1702546	11-Mar-2026	8.5	35	6.110	AAA
62	ALDZAHAB ABS-IMTN 11.03.2026 (CLASS C TRANCHE 4)	VM170255	MYBVM1702553	11-Mar-2026	8.5	20	27.000	NR(LT)
63	ALDZAHAB ABS-IMTN 11.09.2024(CLASS A TRANCHE 4 S3)	VK170253	MYBVK1702532	11-Sep-2024	7.0	40	5.180	AAA
64	ALDZAHAB ABS-IMTN 14.03.2025(CLASS A TRANCHE 5 S3)	VK180090	MYBVK1800906	14-Mar-2025	7.0	50	5.150	AAA
65	ALDZAHAB ABS-IMTN 15.09.2026 (CLASS B TRANCHE 5)	VM180091	MYBVM1800910	15-Sep-2026	8.5	45	6.000	AAA
66	ALDZAHAB ABS-IMTN 15.09.2026 (CLASS C TRANCHE 5)	VM180092	MYBVM1800928	15-Sep-2026	8.5	27	27.000	NR(LT)
67	ALDZAHAB ABS-IMTN 16.03.2023(CLASS A TRANCHE 5 S2)	VI180089	MYBVI1800892	16-Mar-2023	5.0	45	5.000	AAA
68	ALDZAHAB ABS-IMTN 19.06.2026 (Class C)	VN160182	MYBVN1601829	19-Jun-2026	10.0	35	18.000	NR(LT)
69	ALDZAHAB ABS-IMTN 20.12.2024 (Class B)	VM160181	MYBVM1601813	20-Dec-2024	8.5	25	7.000	AAA
70	ALDZAHAB ABS-IMTN 21.06.2023 (Class A S3)	VK160180	MYBVK1601809	21-Jun-2023	7.0	20	5.700	AAA
71	ALDZAHAB ABS-IMTN 28.03.2025 (CLASS B TRANCHE 2)	VM160290	MYBVM1602902	28-Mar-2025	8.5	35	6.800	AAA
72	ALDZAHAB ABS-IMTN 28.03.2025 (CLASS C TRANCHE 2)	VM160291	MYBVM1602910	28-Mar-2025	8.5	26	27.500	NR(LT)
73	ALDZAHAB ABS-IMTN 29.03.2022(CLASS A TRANCHE 3 S2)	VI170138	MYBVI1701389	29-Mar-2022	5.0	35	4.900	AAA
74	ALDZAHAB ABS-IMTN 29.03.2024(CLASS A TRANCHE 3 S3)	VK170137	MYBVK1701377	29-Mar-2024	7.0	40	5.150	AAA

LONG TERM CORPORATE BONDS/SUKUK OUTSTANDING AS OF 31 DECEMBER 2021								
NO	STOCK NAME	STOCK CODE	ISIN CODE	MATURITY DATE	ISSUE TENURE (Years)	O/S AMT (MYR Mil)	CPN RATE (%)	RATING
75	ALDZAHAB ABS-IMTN 29.09.2023(CLASS A TRANCHE 2 S3)	VK160289	MYBVK1602898	29-Sep-2023	7.0	30	5.500	AAA
76	ALDZAHAB ABS-IMTN 29.09.2025 (CLASS C TRANCHE 3)	VM170135	MYBVM1701357	29-Sep-2025	8.5	22	35.000	NR(LT)
77	ALDZAHAB ABS-IMTN 29.09.2025(CLASS B TRANCHE 3)	VM170136	MYBVM1701365	29-Sep-2025	8.5	45	6.350	AAA
78	ALLIANCEB 5.950% 08.11.2117	DZ190001	MYBDZ1900017	08-Nov-2117	98.7	100	5.950	BBB1
79	ALLIANCEB 6.250% 08.11.2117	DZ170002	MYBDZ1700029	08-Nov-2117	100.1	150	6.250	BBB1
80	ALLIANCEB MTN 3650D 25.10.2030	UN200247	MYBUN2002474	25-Oct-2030	10.0	400	3.600	A2
81	ALLIANCEB MTN 4383D 27.10.2032	UP200248	MYBUP2002487	27-Oct-2032	12.0	350	3.800	A2
82	ALLIANCEB MTN 5477D 26.10.2035	US200250	MYBUS2002507	26-Oct-2035	15.0	450	4.050	A2
83	ALLIANCEI IMTN 5.500% 29.09.2027	VN170268	MYBVN1702684	29-Sep-2027	10.0	130	5.500	NR(LT)
84	ALLIANCEI IMTN 5.950% 29.03.2119	VZ190075	MYBVZ1900753	29-Mar-2119	100.1	100	5.950	BBB1
85	ALSREIT IMTN 0% 22.08.2025	VI200174	MYBVI2001748	22-Aug-2025	5.0	85	3.760	NR(LT)
86	ALSREIT IMTN 0% 22.08.2025	VI200175	MYBVI2001755	22-Aug-2025	5.0	85	3.760	NR(LT)
87	ALSREIT IMTN 0% 22.08.2025	VI200176	MYBVI2001763	22-Aug-2025	5.0	141	3.910	NR(LT)
88	ALSREIT IMTN 0% 22.08.2025	VI200177	MYBVI2001771	22-Aug-2025	5.0	141	3.910	NR(LT)
89	AMAN IMTN 3.900% 27.07.2022 - Tranche No. 22	VN120281	MYBVN1202818	27-Jul-2022	10.0	175	3.900	AAA IS
90	AMAN IMTN 4.080% 26.07.2024 - Tranche No. 23	VP120282	MYBVP1202821	26-Jul-2024	12.0	130	4.080	AAA IS
91	AMAN IMTN 4.100% 08.03.2023 - Tranche No 28	VN130094	MYBVN1300943	08-Mar-2023	10.0	160	4.100	AAA IS
92	AMAN IMTN 4.130% 12.04.2022 - Tranche No. 16	VN120176	MYBVN1201760	12-Apr-2022	10.0	355	4.130	AAA IS
93	AMAN IMTN 4.220% 07.03.2025 - Tranche No 29	VP130095	MYBVP1300955	07-Mar-2025	12.0	95	4.220	AAA IS

LONG TERM CORPORATE BONDS/SUKUK OUTSTANDING AS OF 31 DECEMBER 2021								
NO	STOCK NAME	STOCK CODE	ISIN CODE	MATURITY DATE	ISSUE TENURE (Years)	O/S AMT (MYR Mil)	CPN RATE (%)	RATING
94	AMAN IMTN 4.230% 27.07.2027 - Tranche No. 24	VS120283	MYBVS1202833	27-Jul-2027	15.0	145	4.230	AAA IS
95	AMAN IMTN 4.250% 08.03.2028 - Tranche No 30	VS130096	MYBVS1300967	08-Mar-2028	15.0	65	4.250	AAA IS
96	AMAN IMTN 4.250% 12.04.2024 - Tranche No. 17	VP120177	MYBVP1201773	12-Apr-2024	12.0	225	4.250	AAA IS
97	AMAN IMTN 4.250% 20.10.2023 - Tranche No. 11	VP110402	MYBVP1104027	20-Oct-2023	12.0	205	4.250	AAA IS
98	AMAN IMTN 4.290% 06.05.2022 - Tranche No 39	VK150070	MYBVK1500704	06-May-2022	7.0	80	4.290	AAA IS
99	AMAN IMTN 4.400% 12.04.2027 - Tranche No. 18	VS120178	MYBVS1201785	12-Apr-2027	15.0	195	4.400	AAA IS
100	AMAN IMTN 4.450% 21.10.2026 - Tranche No. 12	VS110403	MYBVS1104039	21-Oct-2026	15.0	145	4.450	AAA IS
101	AMAN IMTN 4.470% 08.05.2025 - Tranche No 40	VN150071	MYBVN1500716	08-May-2025	10.0	110	4.470	AAA IS
102	AMAN IMTN 4.570% 07.05.2027 - Tranche No 41	VP150072	MYBVP1500729	07-May-2027	12.0	60	4.570	AAA IS
103	AMAN IMTN 4.700% 08.05.2030 - Tranche No 42	VS150073	MYBVS1500731	08-May-2030	15.0	30	4.700	AAA IS
104	AMAN IMTN 4.750% 28.02.2023 - Tranche No. 5	VP110030	MYBVP1100306	28-Feb-2023	12.0	200	4.750	AAA IS
105	AMAN IMTN 4.780% 30.05.2024 - Tranche No 34	VN140144	MYBVN1401444	30-May-2024	10.0	355	4.780	AAA IS
106	AMAN IMTN 4.930% 29.05.2026 - Tranche No 35	VP140145	MYBVP1401456	29-May-2026	12.0	245	4.930	AAA IS
107	AMAN IMTN 5.050% 27.02.2026 - Tranche No. 6	VS110031	MYBVS1100318	27-Feb-2026	15.0	140	5.050	AAA IS
108	AMAN IMTN 5.130% 30.05.2029 - Tranche No 36	VS140146	MYBVS1401468	30-May-2029	15.0	105	5.130	AAA IS
109	AMBANK MTN 3650D 28.3.2031	UN210141	MYBUN2101417	28-Mar-2031	10.0	400	4.180	A1
110	AMBANK MTN 3651D 15.10.2027 (SUB-NOTES)	UN170161	MYBUN1701613	15-Oct-2027	10.0	570	4.900	A1
111	AMBANK MTN 3652D 15.3.2027 (SUB-NOTES)	UN170035	MYBUN1700359	15-Mar-2027	10.0	500	5.200	A1
112	AMBANK MTN 3652D 23.2.2028	UN180026	MYBUN1800266	23-Feb-2028	10.0	175	5.230	A1

LONG TERM CORPORATE BONDS/SUKUK OUTSTANDING AS OF 31 DECEMBER 2021								
NO	STOCK NAME	STOCK CODE	ISIN CODE	MATURITY DATE	ISSUE TENURE (Years)	O/S AMT (MYR Mil)	CPN RATE (%)	RATING
113	AMBANK MTN 3653D 14.3.2028	UN180034	MYBUN1800340	14-Mar-2028	10.0	350	5.230	A1
114	AMBANK MTN 3653D 15.11.2028	UN180216	MYBUN1802163	15-Nov-2028	10.0	1,000	4.980	A1
115	AMBANK MTN 547D 30.6.2023	UF210435	MYBUF2104359	30-Jun-2023	1.5	150	2.940	AA3
116	AMBANK MTN 729D 29.12.2023	UF210436	MYBUF2104367	29-Dec-2023	2.0	250	3.140	AA3
117	ANAKKU IMTN Series 10A 10.03.2023	VG200040	MYBVG2000405	10-Mar-2023	3.0	3	5.850	NR(LT)
118	ANAKKU IMTN Series 10B 10.03.2023	VG200039	MYBVG2000397	10-Mar-2023	3.0	3	5.190	NR(LT)
119	ANAKKU IMTN Series 10C 10.03.2023	VG200038	MYBVG2000389	10-Mar-2023	3.0	4	4.900	NR(LT)
120	ANAKKU IMTN Series 11A 11.03.2024	VH200037	MYBVH2000379	11-Mar-2024	4.0	2	5.850	NR(LT)
121	ANAKKU IMTN Series 11B 11.03.2024	VH200036	MYBVH2000361	11-Mar-2024	4.0	4	5.190	NR(LT)
122	ANAKKU IMTN Series 11C 11.03.2024	VH200035	MYBVH2000353	11-Mar-2024	4.0	4	4.900	NR(LT)
123	ANAKKU IMTN Series 9A 10.03.2022	VF200043	MYBVF2000431	10-Mar-2022	2.0	2	5.850	NR(LT)
124	ANAKKU IMTN Series 9B 10.03.2022	VF200042	MYBVF2000423	10-Mar-2022	2.0	2	5.190	NR(LT)
125	ANAKKU IMTN Series 9C 10.03.2022	VF200041	MYBVF2000415	10-Mar-2022	2.0	2	4.900	NR(LT)
126	ANIH IMTN 5.22% 29.11.2022 - Tranche 9	VO110447	MYBVO1104475	29-Nov-2022	11.0	160	5.220	AA IS
127	ANIH IMTN 5.34% 29.11.2023 - Tranche 10	VP110448	MYBVP1104480	29-Nov-2023	12.0	180	5.340	AA IS
128	ANIH IMTN 5.46% 29.11.2024 - Tranche 11	VQ110449	MYBVQ1104496	29-Nov-2024	13.0	200	5.460	AA IS
129	ANIH IMTN 5.58% 28.11.2025 - Tranche 12	VR110450	MYBVR1104502	28-Nov-2025	14.0	200	5.580	AA IS
130	ANIH IMTN 5.70% 27.11.2026 - Tranche 13	VS110451	MYBVS1104518	27-Nov-2026	15.0	220	5.700	AA IS
131	ANIH IMTN 5.85% 29.11.2027 - Tranche 14	VT110452	MYBVT1104524	29-Nov-2027	16.0	220	5.850	AA IS



LONG TERM CORPORATE BONDS/SUKUK OUTSTANDING AS OF 31 DECEMBER 2021								
NO	STOCK NAME	STOCK CODE	ISIN CODE	MATURITY DATE	ISSUE TENURE (Years)	O/S AMT (MYR Mil)	CPN RATE (%)	RATING
132	ANIH IMTN 6.00% 29.11.2028 - Tranche 15	VU110453	MYBVU1104530	29-Nov-2028	17.0	230	6.000	AA IS
133	ANIH IMTN 6.15% 29.11.2029 - Tranche 16	VV110454	MYBVV1104546	29-Nov-2029	18.0	230	6.150	AA IS
134	ANIH Junior Bonds 7% 28.11.2031 - Tranche 2	PX110047	MYBPX1100476	28-Nov-2031	20.0	270	7.000	NR(LT)
135	ANIH Junior Bonds 7.0% 29.11.2030 - Tranche 1	PW110046	MYBPW1100460	29-Nov-2030	19.0	350	7.000	NR(LT)
136	AQUASAR IMTN 4.860% 18.07.2022	VL140188	MYBVL1401885	18-Jul-2022	8.0	100	4.860	AAA (S)
137	AQUASAR IMTN 4.920% 18.07.2023	VM140187	MYBVM1401875	18-Jul-2023	9.0	100	4.920	AAA (S)
138	AQUASAR IMTN 4.950% 18.07.2024	VN140186	MYBVN1401865	18-Jul-2024	10.0	100	4.950	AAA (S)
139	AQUASAR IMTN 5.080% 18.07.2025	VO140185	MYBVO1401855	18-Jul-2025	11.0	100	5.080	AAA (S)
140	AQUASAR IMTN 5.170% 17.07.2026	VP140184	MYBVP1401845	17-Jul-2026	12.0	100	5.170	AAA (S)
141	AQUASAR IMTN 5.300% 16.07.2027	VQ140183	MYBVQ1401835	16-Jul-2027	13.0	100	5.300	AAA (S)
142	AQUASAR IMTN 5.350% 18.07.2028	VR140182	MYBVR1401825	18-Jul-2028	14.0	100	5.350	AAA (S)
143	AQUASAR IMTN 5.430% 18.07.2029	VS140181	MYBVS1401815	18-Jul-2029	15.0	100	5.430	AAA (S)
144	ARA BINTANG EIGHT JUNIOR MTN 2007D 17.3.2026	UJ200185	MYBUJ2001854	17-Mar-2026	5.5	35	1.840	NR(LT)
145	ARA BINTANG SEVENTH JUNIOR 2191D 17.3.2026	UJ200071	MYBUJ2000716	17-Mar-2026	6.0	37	1.840	NR(LT)
146	ARA BINTANG SIXTH JUNIOR MTN 2373D 17.3.2026	UK190294	MYBUK1902944	17-Mar-2026	6.5	778	1.840	NR(LT)
147	ARA BINTANG THIRD SENIOR MTNs 2373D 17.3.2026	UK190293	MYBUK1902936	17-Mar-2026	6.5	330	5.500	AAA
148	ARREIT MTN 1826D 20.3.2025 (Tranche 2)	UI200081	MYBUI2000817	20-Mar-2025	5.0	161	3.680	NR(LT)
149	ARREIT MTN 2922D 22.12.2025 (Tranche 1 Series 1)	UL170193	MYBUL1701930	22-Dec-2025	8.0	450	3.680	NR(LT)
150	ARSB IMTN 3.680% 14.09.2029 - Fourth Sukuk (T1)	VL210346	MYBVL2103464	14-Sep-2029	8.0	130	3.680	NR(LT)

LONG TERM CORPORATE BONDS/SUKUK OUTSTANDING AS OF 31 DECEMBER 2021								
NO	STOCK NAME	STOCK CODE	ISIN CODE	MATURITY DATE	ISSUE TENURE (Years)	O/S AMT (MYR Mil)	CPN RATE (%)	RATING
151	ARSB IMTN 4.050% 15.09.2032 - Fourth Sukuk (T2)	VO210347	MYBVO2103476	15-Sep-2032	11.0	80	4.050	NR(LT)
152	ARSB IMTN 4.500% 12.07.2024 - Class A	VP120265	MYBVP1202656	12-Jul-2024	12.0	95	4.500	AAA
153	ARSB IMTN 4.650% 07.01.2028 - Third Sukuk	VM190001	MYBVM1900017	07-Jan-2028	9.0	240	4.650	NR(LT)
154	ARSB IMTN 4.950% 12.07.2024 - Class B	VP120266	MYBVP1202664	12-Jul-2024	12.0	5	4.950	AA1
155	ARSB IMTN 5.300% 12.07.2024 - Class C	VP120267	MYBVP1202672	12-Jul-2024	12.0	5	5.300	AA2
156	ARSB IMTN 5.600% 12.07.2024 - Class D	VP120268	MYBVP1202680	12-Jul-2024	12.0	5	5.600	AA3
157	ASIANFIN IMTN 4.800% 09.12.2022	VI180119	MYBVI1801197	09-Dec-2022	4.7	70	4.800	AA1
158	ASIANFIN IMTN 4.900% 08.12.2023	VJ180117	MYBVJ1801179	08-Dec-2023	5.7	65	4.900	AA1
159	ASIANFIN IMTN 4.900% 21.10.2022	VI180109	MYBVI1801098	21-Oct-2022	4.6	75	4.900	AA1
160	ASIANFIN IMTN 4.900% 27.05.2022	VI180128	MYBVI1801288	27-May-2022	4.2	95	4.900	AA1
161	ASIANFIN IMTN 5.000% 10.12.2024	VK180115	MYBVK1801151	10-Dec-2024	6.7	55	5.000	AA1
162	ASIANFIN IMTN 5.000% 20.10.2023	VJ180107	MYBVJ1801070	20-Oct-2023	5.6	75	5.000	AA1
163	ASIANFIN IMTN 5.000% 29.05.2023	VJ180125	MYBVJ1801252	29-May-2023	5.2	95	5.000	AA1
164	ASIANFIN IMTN 5.100% 21.10.2024	VK180106	MYBVK1801060	21-Oct-2024	6.6	75	5.100	AA1
165	ASIANFIN IMTN 5.100% 29.05.2024	VK180123	MYBVK1801235	29-May-2024	6.2	95	5.100	AA1
166	ASIANFIN IMTN 5.200% 21.10.2025	VL180105	MYBVL1801050	21-Oct-2025	7.6	70	5.200	AA1
167	ASIANFIN IMTN 5.200% 29.05.2025	VL180120	MYBVL1801209	29-May-2025	7.2	90	5.200	AA1
168	ASIANFIN IMTN 5.300% 21.10.2026	VM180104	MYBVM1801041	21-Oct-2026	8.6	70	5.300	AA1
169	ASIANFIN IMTN 5.400% 21.10.2027	VN180103	MYBVN1801031	21-Oct-2027	9.6	70	5.400	AA1

LONG TERM CORPORATE BONDS/SUKUK OUTSTANDING AS OF 31 DECEMBER 2021								
NO	STOCK NAME	STOCK CODE	ISIN CODE	MATURITY DATE	ISSUE TENURE (Years)	O/S AMT (MYR Mil)	CPN RATE (%)	RATING
170	ASIANFIN IMTN 5.500% 20.10.2028	VO180102	MYBVO1801021	20-Oct-2028	10.6	75	5.500	AA1
171	ATRIUM REIT CAPITAL TRANCHE 1 MTN 3652D 22.10.2030	UN200246	MYBUN2002466	22-Oct-2030	10.0	35	3.580	NR(LT)
172	ATRIUM REIT CAPITAL TRANCHE 2 MTN 3651D 05.10.2029	UN190335	MYBUN1903359	05-Oct-2029	10.0	87	3.580	NR(LT)
173	ATRIUM REIT CAPITAL TRANCHE 3 MTN 2557D 22.3.2028	UK210107	MYBUK2101074	22-Mar-2028	7.0	36	3.580	NR(LT)
174	AZRB CAPITAL IMTN 4.700% 23.12.2022	VG190296	MYBVG1902965	23-Dec-2022	3.0	100	4.700	AA- IS
175	AZRB CAPITAL IMTN 4.850% 26.12.2024	VI190297	MYBVI1902979	26-Dec-2024	5.0	85	4.850	AA- IS
176	AZRB CAPITAL IMTN 5.000% 24.12.2026	VK190298	MYBVK1902983	24-Dec-2026	7.0	95	5.000	AA- IS
177	AZRB CAPITAL IMTN 5.050% 24.12.2027	VL190299	MYBVL1902999	24-Dec-2027	8.0	50	5.050	AA- IS
178	AZRB CAPITAL IMTN 5.100% 26.12.2028	VM190300	MYBVM1903003	26-Dec-2028	9.0	50	5.100	AA- IS
179	AZRB CAPITAL IMTN 5.150% 26.12.2029	VN190301	MYBVN1903019	26-Dec-2029	10.0	55	5.150	AA- IS
180	AZRB CAPITAL IMTN 5.250% 26.12.2030	VO190302	MYBVO1903025	26-Dec-2030	11.0	55	5.250	AA- IS
181	AZRB CAPITAL IMTN 5.350% 26.12.2031	VP190303	MYBVP1903030	26-Dec-2031	12.0	45	5.350	AA- IS
182	B LAND MTN 1096D 16.12.2024	UG210421	MYBUG2104217	16-Dec-2024	3.0	75	3.690	AAA (FG)
183	B LAND MTN 729D 15.12.2023	UF210420	MYBUF2104201	15-Dec-2023	2.0	75	3.600	AAA (FG)
184	B LAND MTN 729D 16.12.2022	UF200303	MYBUF2003031	16-Dec-2022	2.0	75	3.100	AAA (FG)
185	BACM IMTN 6.350% 04.09.2024	VN140221	MYBVN1402210	04-Sep-2024	10.0	1,500	6.350	NR(LT)
186	BBPSB IMTN 0% 24.12.2024	VI190313	MYBVI1903134	24-Dec-2024	5.0	0	0.000	NR(LT)
187	BBPSB IMTN 08.11.2022	VE210400	MYBVE2104004	08-Nov-2022	1.0	2	4.050	NR(LT)
188	BBPSB IMTN 10.06.2022	VE200343	MYBVE2003438	10-Jun-2022	1.0	4	4.150	NR(LT)

LONG TERM CORPORATE BONDS/SUKUK OUTSTANDING AS OF 31 DECEMBER 2021								
NO	STOCK NAME	STOCK CODE	ISIN CODE	MATURITY DATE	ISSUE TENURE (Years)	O/S AMT (MYR Mil)	CPN RATE (%)	RATING
189	BBPSB IMTN 10.08.2022	VE210011	MYBVE2100119	10-Aug-2022	1.0	4	4.150	NR(LT)
190	BBPSB IMTN 11.05.2022	VE200312	MYBVE2003123	11-May-2022	1.0	24	4.150	NR(LT)
191	BBPSB IMTN 14.03.2023	VE210350	MYBVE2103501	14-Mar-2023	1.0	1	4.150	NR(LT)
192	BBPSB IMTN 15.09.2022	VE210047	MYBVE2100473	15-Sep-2022	1.0	3	4.150	NR(LT)
193	BBPSB IMTN 16.11.2022	VE210424	MYBVE2104244	16-Nov-2022	1.0	6	4.150	NR(LT)
194	BBPSB IMTN 21.10.2022	VE210152	MYBVE2101521	21-Oct-2022	1.0	4	4.150	NR(LT)
195	BBPSB IMTN 23.12.2022	VE210476	MYBVE2104764	23-Dec-2022	1.0	2	0.000	NR(LT)
196	BBPSB IMTN 25.11.2022	VE210213	MYBVE2102131	25-Nov-2022	1.0	3	4.150	NR(LT)
197	BBPSB IMTN 27.01.2023	VE210290	MYBVE2102909	27-Jan-2023	1.0	3	4.150	NR(LT)
198	BBPSB IMTN 27.07.2022	VE210004	MYBVE2100044	27-Jul-2022	1.0	11	4.150	NR(LT)
199	BBPSB IMTN 29.12.2022	VE210250	MYBVE2102503	29-Dec-2022	1.0	3	4.150	NR(LT)
200	BENIH RESTU IMTN 4.620% 05.06.2025	VN150132	MYBVN1501326	05-Jun-2025	10.0	1,000	4.620	AA2 (S)
201	BERMAZ AUTO IMTN (TRANCHE 1 S1)	VG200345	MYBVG2003458	18-Dec-2023	3.0	100	3.260	AA3
202	BERNAS IMTN Floating Rate Tranche 1	VN200278	MYBVN2002787	30-Oct-2030	10.0	865	5.100	NR(LT)
203	BERNAS IMTN Floating Rate Tranche 2	VN200279	MYBVN2002795	30-Oct-2030	10.0	809	5.100	NR(LT)
204	BESRAYA 4.880% 28.07.2022	PO110034	MYBPO1100343	28-Jul-2022	11.0	60	4.880	AA3
205	BESRAYA 4.960% 28.07.2023	PP110035	MYBPP1100357	28-Jul-2023	12.0	60	4.960	AA3
206	BESRAYA 5.040% 26.07.2024	PQ110036	MYBPQ1100363	26-Jul-2024	13.0	60	5.040	AA3
207	BESRAYA 5.120% 28.07.2025	PR110037	MYBPR1100379	28-Jul-2025	14.0	60	5.120	AA3

LONG TERM CORPORATE BONDS/SUKUK OUTSTANDING AS OF 31 DECEMBER 2021								
NO	STOCK NAME	STOCK CODE	ISIN CODE	MATURITY DATE	ISSUE TENURE (Years)	O/S AMT (MYR Mil)	CPN RATE (%)	RATING
208	BESRAYA 5.200% 28.07.2026	PS110038	MYBPS1100385	28-Jul-2026	15.0	60	5.200	AA3
209	BESRAYA 5.280% 28.07.2027	PT110039	MYBPT1100391	28-Jul-2027	16.0	65	5.280	AA3
210	BESRAYA 5.360% 28.07.2028	PU110040	MYBPU1100407	28-Jul-2028	17.0	70	5.360	AA3
211	BEWG IMTN 5.300% 19.07.2022	VI170206	MYBVI1702064	19-Jul-2022	5.0	80	5.300	AA IS
212	BEWG IMTN 5.400% 19.07.2023	VJ170207	MYBVJ1702070	19-Jul-2023	6.0	80	5.400	AA IS
213	BEWG IMTN 5.500% 19.07.2024	VK170208	MYBVK1702086	19-Jul-2024	7.0	30	5.500	AA IS
214	BFB IMTN 2.500% 22.01.2031	VU140014	MYBVU1400144	22-Jan-2031	17.0	170	2.500	C3
215	BFB IMTN 2.500% 24.01.2030	VT140015	MYBVT1400153	24-Jan-2030	16.0	130	2.500	C3
216	BFB IMTN 4.800% 24.01.2022	VL140023	MYBVL1400234	24-Jan-2022	8.0	70	4.800	C3
217	BFB IMTN 5.000% 20.01.2023	VM140022	MYBVM1400224	20-Jan-2023	9.0	70	5.000	C3
218	BFB IMTN 5.200% 24.01.2024	VN140021	MYBVN1400214	24-Jan-2024	10.0	75	5.200	C3
219	BFB IMTN 5.400% 24.01.2025	VO140020	MYBVO1400204	24-Jan-2025	11.0	90	5.400	C3
220	BFB IMTN 5.500% 23.01.2026	VP140019	MYBVP1400193	23-Jan-2026	12.0	110	5.500	C3
221	BFB IMTN 5.700% 22.01.2027	VQ140018	MYBVQ1400183	22-Jan-2027	13.0	125	5.700	C3
222	BFB IMTN 5.900% 24.01.2028	VR140017	MYBVR1400173	24-Jan-2028	14.0	130	5.900	C3
223	BFB IMTN 6.100% 24.01.2029	VS140016	MYBVS1400163	24-Jan-2029	15.0	130	6.100	C3
224	BGRB VENTURE IMTN T1S2 7.000% 15.08.2022	VE210318	MYBVE2103188	15-Aug- 2022	1.0	5	7.000	NR(LT)
225	BGRB VENTURE IMTN T2S10 7.000% 05.10.2022	VE210364	MYBVE2103642	05-Oct-2022	1.0	10	7.000	NR(LT)
226	BGRB VENTURE IMTN T2S11 7.000% 30.11.2022	VE210450	MYBVE2104509	30-Nov- 2022	1.0	2	7.000	NR(LT)

LONG TERM CORPORATE BONDS/SUKUK OUTSTANDING AS OF 31 DECEMBER 2021								
NO	STOCK NAME	STOCK CODE	ISIN CODE	MATURITY DATE	ISSUE TENURE (Years)	O/S AMT (MYR Mil)	CPN RATE (%)	RATING
227	BGRB VENTURE IMTN T2S12 7.000% 30.11.2022	VE210449	MYBVE2104491	30-Nov-2022	1.0	2	7.000	NR(LT)
228	BGRB VENTURE IMTN T2S4 7.000% 11.12.2023	VG200341	MYBVG2003417	11-Dec-2023	3.0	50	7.000	NR(LT)
229	BGRB VENTURE IMTN T2S5 7.000% 07.03.2022	VE210024	MYBVE2100242	07-Mar-2022	1.0	3	7.000	NR(LT)
230	BGRB VENTURE IMTN T2S6 7.000% 31.03.2022	VE210079	MYBVE2100796	31-Mar-2022	1.0	5	7.000	NR(LT)
231	BGRB VENTURE IMTN T2S7 7.000% 05.05.2022	VE210159	MYBVE2101596	05-May-2022	1.0	4	7.000	NR(LT)
232	BGRB VENTURE IMTN T2S8 7.000% 01.09.2022	VE210331	MYBVE2103311	01-Sep-2022	1.0	4	7.000	NR(LT)
233	BGRB VENTURE IMTN T2S9 7.000% 05.10.2022	VE210365	MYBVE2103659	05-Oct-2022	1.0	6	7.000	NR(LT)
234	BGSM 28.12.2057 - JUNIOR SUKUK	PZ070067	MYBPZ0700677	28-Dec-2057	50.0	3,017	10.554	BB1
235	BGSM MGMT IMTN 2.880% 25.08.2023 - Issue No 23	VF210325	MYBVF2103250	25-Aug-2023	2.0	120	2.880	AA3
236	BGSM MGMT IMTN 3.030% 27.08.2024 - Issue No 24	VG210326	MYBVG2103266	27-Aug-2024	3.0	100	3.030	AA3
237	BGSM MGMT IMTN 3.500% 16.06.2027 - Issue No 20	VK200091	MYBVK2000910	16-Jun-2027	7.0	20	3.500	AA3
238	BGSM MGMT IMTN 3.600% 16.06.2028 - Issue No 21	VL200092	MYBVL2000926	16-Jun-2028	8.0	100	3.600	AA3
239	BGSM MGMT IMTN 4.050% 04.12.2026 - Issue No 17	VK190282	MYBVK1902827	04-Dec-2026	7.0	100	4.050	AA3
240	BGSM MGMT IMTN 4.130% 03.12.2027 - Issue No 18	VL190281	MYBVL1902817	03-Dec-2027	8.0	150	4.130	AA3
241	BGSM MGMT IMTN 4.680% 28.09.2023 - Issue No 16	VI180273	MYBVI1802732	28-Sep-2023	5.0	100	4.680	AA3
242	BGSM MGMT IMTN 4.920% 29.08.2025 - Issue No 13	VL170240	MYBVL1702407	29-Aug-2025	8.0	400	4.920	AA3
243	BGSM MGMT IMTN 5.350% 09.03.2026 - Issue No 11	VN160032	MYBVN1600326	09-Mar-2026	10.0	300	5.350	AA3
244	BGSM MGMT IMTN 5.450% 28.06.2024 - Issue No 10	VN140164	MYBVN1401642	28-Jun-2024	10.0	330	5.450	AA3
245	BGSM MGMT IMTN 5.600% 27.12.2023 - Issue No 9	VN130387	MYBVN1303871	27-Dec-2023	10.0	368	5.600	AA3

LONG TERM CORPORATE BONDS/SUKUK OUTSTANDING AS OF 31 DECEMBER 2021								
NO	STOCK NAME	STOCK CODE	ISIN CODE	MATURITY DATE	ISSUE TENURE (Years)	O/S AMT (MYR Mil)	CPN RATE (%)	RATING
246	BGSM MGMT IMTN 7.100% 28.12.2022 - Issue No 6	VM130384	MYBVM1303840	28-Dec-2022	9.0	750	7.100	AA3
247	BKB IMTN 4.050% 06.06.2023 - IMTN Issue No. 1	VN130152	MYBVN1301529	06-Jun-2023	10.0	500	4.050	AA1
248	BMSB IMTN 0.350% 20.02.2024	VN140032	MYBVN1400321	20-Feb-2024	10.0	1,000	0.350	NR(LT)
249	BMSB IMTN 0.350% 29.12.2023	VM140419	MYBVM1404192	29-Dec-2023	9.0	450	0.350	NR(LT)
250	BOUSTEAD HOLDINGS RM150M PERPETUAL IMTN(Tranche 4)	VI140169	MYBVI1401691	30-Jun-2022	5.0	150	6.100	NR(LT)
251	BOUSTEAD HOLDINGS RM340M PERPETUAL IMTN(Tranche 1)	VI130360	MYBVI1303608	23-Dec-2022	5.0	340	6.100	NR(LT)
252	BOUSTEAD HOLDINGS RM51M PERPETUAL IMTN(Tranche 3)	VI140147	MYBVI1401477	02-Dec-2022	5.0	51	6.100	NR(LT)
253	BOUSTEAD HOLDINGS RM66M PERPETUAL IMTN(Tranche 7)	VI150055	MYBVI1500559	14-Apr-2022	5.0	66	6.250	NR(LT)
254	BOUSTEAD SUKUK MURABAHAH 5.9% 27.09.2024	VK170269	MYBVK1702698	27-Sep-2024	7.0	500	5.900	NR(LT)
255	BOUSTEAD SUKUK MURABAHAH 5.90% 12.09.2024	VK170260	MYBVK1702607	12-Sep-2024	7.0	500	5.900	NR(LT)
256	BOUSTEAD SUKUK MURABAHAH 6.20% 29.08.2025	VK180249	MYBVK1802498	29-Aug-2025	7.0	200	6.200	NR(LT)
257	BOUSTEAD SUKUK MURABAHAH 6.200% 30.01.2026	VK190013	MYBVK1900136	30-Jan-2026	7.0	200	6.200	NR(LT)
258	BOUSTEAD SUKUK MURABAHAH 6.500% 24.07.2024	VI190121	MYBVI1901211	24-Jul-2024	5.0	650	6.500	NR(LT)
259	BPIMB RM500 Million 7.500% 30.10.2025	PZ00197S	MYBPZ00197S6	30-Oct-2025	25.0	200	7.500	NR(LT)
260	BPMB GG IMTN 4.38% 12.09.2024 - ISSUE NO 4	VN140223	MYBVN1402236	12-Sep-2024	10.0	500	4.380	NR(LT)
261	BPMB GG IMTN 4.75% 12.09.2029 - ISSUE NO 5	VS140224	MYBVS1402243	12-Sep-2029	15.0	900	4.750	NR(LT)
262	BPMB GG IMTN 4.85% 12.09.2034 - ISSUE NO 6	VX140225	MYBVX1402250	12-Sep-2034	20.0	900	4.850	NR(LT)
263	BPMB GG MTN 2555D 20.1.2023 - ISSUE NO 5	UK160011	MYBUK1600118	20-Jan-2023	7.0	250	4.520	NR(LT)
264	BPMB GG MTN 5479D 22.1.2031 - ISSUE NO 6	US160012	MYBUS1600129	22-Jan-2031	15.0	250	5.080	NR(LT)

LONG TERM CORPORATE BONDS/SUKUK OUTSTANDING AS OF 31 DECEMBER 2021								
NO	STOCK NAME	STOCK CODE	ISIN CODE	MATURITY DATE	ISSUE TENURE (Years)	O/S AMT (MYR Mil)	CPN RATE (%)	RATING
265	BPMB IMTN 2.800% 10.10.2025	VI200223	MYBVI2002233	10-Oct-2025	5.0	385	2.800	AAA IS
266	BPMB IMTN 3.000% 12.10.2027	VK200224	MYBVK2002247	12-Oct-2027	7.0	335	3.000	AAA IS
267	BPMB IMTN 3.180% 11.10.2030	VN200225	MYBVN2002258	11-Oct-2030	10.0	280	3.180	AAA IS
268	BPMB IMTN 3.250% 08.06.2026	VI210220	MYBVI2102207	08-Jun-2026	5.0	480	3.250	AAA IS
269	BPMB IMTN 3.600% 08.06.2028	VK210219	MYBVK2102195	08-Jun-2028	7.0	70	3.600	AAA IS
270	BPMB IMTN 3.950% 25.10.2028	VK210383	MYBVK2103839	25-Oct-2028	7.0	450	3.950	AAA IS
271	BPMB IMTN 4.050% 06.06.2031	VN210218	MYBVN2102181	06-Jun-2031	10.0	700	4.050	AAA IS
272	BPMB IMTN 4.28% 02.03.2022 - Issue No 10	VI170040	MYBVI1700407	02-Mar- 2022	5.0	500	4.280	AAA
273	BPMB IMTN 4.50% 04.11.2026 - Issue No 7	VN160330	MYBVN1603304	04-Nov- 2026	10.0	850	4.500	AAA
274	BPMB IMTN 4.62% 02.03.2027 - Issue No 11	VN170041	MYBVN1700415	02-Mar- 2027	10.0	300	4.620	AAA
275	BPMB IMTN 4.75% 04.11.2031 - Issue No 8	VS160331	MYBVS1603311	04-Nov- 2031	15.0	190	4.750	AAA
276	BPMB IMTN 4.95% 02.11.2035 - Issue No 9	VW160332	MYBVW1603321	02-Nov- 2035	19.0	460	4.950	AAA
277	BPMB IMTN 4.98% 02.03.2032 - Issue No 12	VS170042	MYBVS1700422	02-Mar- 2032	15.0	700	4.980	AAA
278	BRECON IMTN TRANCHE 1 SERIES 1 28.07.2023	VH190128	MYBVH1901288	28-Jul-2023	4.0	5	3.640	NR(LT)
279	BRECON IMTN TRANCHE 1 SERIES 2 29.07.2024	VI190129	MYBVI1901294	29-Jul-2024	5.0	5	3.640	NR(LT)
280	BRECON IMTN TRANCHE 1 SERIES 3 29.07.2025	VJ190130	MYBVJ1901300	29-Jul-2025	6.0	5	3.640	NR(LT)
281	BRECON IMTN TRANCHE 1 SERIES 4 29.07.2026	VK190131	MYBVK1901316	29-Jul-2026	7.0	145	3.640	NR(LT)
282	BRECON IMTN TRANCHE 2 SERIES 1 28.07.2023	VH190135	MYBVH1901353	28-Jul-2023	4.0	5	5.290	NR(LT)
283	BRECON IMTN TRANCHE 2 SERIES 2 29.07.2024	VI190134	MYBVI1901344	29-Jul-2024	5.0	5	5.290	NR(LT)



LONG TERM CORPORATE BONDS/SUKUK OUTSTANDING AS OF 31 DECEMBER 2021								
NO	STOCK NAME	STOCK CODE	ISIN CODE	MATURITY DATE	ISSUE TENURE (Years)	O/S AMT (MYR Mil)	CPN RATE (%)	RATING
284	BRECON IMTN TRANCHE 2 SERIES 3 29.07.2025	VJ190133	MYBVJ1901334	29-Jul-2025	6.0	15	5.290	NR(LT)
285	BRECON IMTN TRANCHE 2 SERIES 4 29.07.2026	VK190132	MYBVK1901324	29-Jul-2026	7.0	15	5.290	NR(LT)
286	BSDSB IMTN 4.688% 28.08.2023 - ISSUE NO 3	VI180250	MYBVI1802500	28-Aug-2023	5.0	100	4.688	AA3 (S)
287	BSN IMTN 2.930% 21.10.2024	VG210376	MYBVG2103761	21-Oct-2024	3.0	150	2.930	AAA
288	BSN IMTN 3.470% 21.10.2026	VI210377	MYBVI2103775	21-Oct-2026	5.0	250	3.470	AAA
289	BSN IMTN 3.890% 20.10.2028	VK210378	MYBVK2103789	20-Oct-2028	7.0	350	3.890	AAA
290	BTSCPSB MTN 1096D 01.6.2021	UG180071	MYBUG1800716	01-Jun-2023	3.0	20	5.300	NR(LT)
291	BTSCPSB MTN 1461D 01.6.2022	UH180070	MYBUH1800706	01-Jun-2022	4.0	15	5.600	NR(LT)
292	BTSCPSB MTN 2191D 31.5.2024	UJ180069	MYBUJ1800694	31-May-2024	6.0	40	5.900	NR(LT)
293	BTSCPSB MTN 2555D 30.5.2025	UK180067	MYBUK1800676	30-May-2025	7.0	40	6.250	NR(LT)
294	BTSCPSB MTN 2555D 30.5.2025	UK180068	MYBUK1800684	30-May-2025	7.0	80	6.000	NR(LT)
295	BUMITAMA IMTN 4.100% 22.07.2024	VI190119	MYBVI1901195	22-Jul-2024	5.0	300	4.100	AA3
296	BUMITAMA IMTN 4.200% 22.07.2026	VK190120	MYBVK1901209	22-Jul-2026	7.0	400	4.200	AA3
297	CAGAMAS IMTN 2.150% 10.08.2022	VE210315	MYBVE2103154	10-Aug-2022	1.0	25	2.150	AAA IS
298	CAGAMAS IMTN 2.180% 29.09.2022	VE210359	MYBVE2103592	29-Sep-2022	1.0	200	2.180	AAA IS
299	CAGAMAS IMTN 2.230% 26.10.2023	VG200270	MYBVG2002708	26-Oct-2023	3.0	100	2.230	AAA IS
300	CAGAMAS IMTN 2.25% 22.12.2022	VF200346	MYBVF2003468	22-Dec-2022	2.0	50	2.250	AAA IS
301	CAGAMAS IMTN 2.250% 26.10.2023	VG200271	MYBVG2002716	26-Oct-2023	3.0	350	2.250	AAA IS
302	CAGAMAS IMTN 2.330% 28.11.2022	VE210445	MYBVE2104459	28-Nov-2022	1.0	500	2.330	AAA IS

LONG TERM CORPORATE BONDS/SUKUK OUTSTANDING AS OF 31 DECEMBER 2021								
NO	STOCK NAME	STOCK CODE	ISIN CODE	MATURITY DATE	ISSUE TENURE (Years)	O/S AMT (MYR Mil)	CPN RATE (%)	RATING
303	CAGAMAS IMTN 2.400% 28.09.2023	VF210358	MYBVF2103581	28-Sep-2023	2.0	150	2.400	AAA IS
304	CAGAMAS IMTN 2.410% 28.06.2023	VF210246	MYBVF2102468	28-Jun-2023	2.0	200	2.410	AAA IS
305	CAGAMAS IMTN 2.480% 26.06.2023	VF210227	MYBVF2102278	26-Jun-2023	2.0	600	2.480	AAA IS
306	CAGAMAS IMTN 2.670% 05.08.2024	VG210294	MYBVG2102946	05-Aug-2024	3.0	100	2.670	AAA IS
307	CAGAMAS IMTN 2.780% 20.05.2024	VG210173	MYBVG2101732	20-May-2024	3.0	400	2.780	AAA IS
308	CAGAMAS IMTN 2.780% 30.09.2024	VG210357	MYBVG2103571	30-Sep-2024	3.0	1,150	2.780	AAA IS
309	CAGAMAS IMTN 3.040% 25.11.2024	VG210434	MYBVG2104348	25-Nov-2024	3.0	1,100	3.040	AAA IS
310	CAGAMAS IMTN 3.150% 15.06.2026	VI210224	MYBVI2102249	15-Jun-2026	5.0	350	3.150	AAA IS
311	CAGAMAS IMTN 3.380% 16.12.2022	VG190284	MYBVG1902841	16-Dec-2022	3.0	300	3.380	AAA IS
312	CAGAMAS IMTN 3.400% 28.11.2022	VG190278	MYBVG1902783	28-Nov-2022	3.0	30	3.400	AAA IS
313	CAGAMAS IMTN 3.450% 18.10.2022	VG190224	MYBVG1902247	18-Oct-2022	3.0	80	3.450	AAA IS
314	CAGAMAS IMTN 3.500% 12.08.2022	VG190165	MYBVG1901652	12-Aug-2022	3.0	400	3.500	AAA IS
315	CAGAMAS IMTN 3.550% 28.11.2024	VI190277	MYBVI1902771	28-Nov-2024	5.0	450	3.550	AAA IS
316	CAGAMAS IMTN 3.600% 18.10.2024	VI190223	MYBVI1902235	18-Oct-2024	5.0	370	3.600	AAA IS
317	CAGAMAS IMTN 3.900% 02.12.2022	VN120402	MYBVN1204020	02-Dec-2022	10.0	20	3.900	AAA IS
318	CAGAMAS IMTN 4.000% 04.12.2024	VP120403	MYBVP1204033	04-Dec-2024	12.0	10	4.000	AAA IS
319	CAGAMAS IMTN 4.040% 11.03.2022	VG190051	MYBVG1900514	11-Mar-2022	3.0	50	4.040	AAA IS
320	CAGAMAS IMTN 4.110% 20.06.2022	VI170175	MYBVI1701751	20-Jun-2022	5.0	350	4.110	AAA IS
321	CAGAMAS IMTN 4.140% 03.12.2027	VS120404	MYBVS1204045	03-Dec-2027	15.0	15	4.140	AAA IS

LONG TERM CORPORATE BONDS/SUKUK OUTSTANDING AS OF 31 DECEMBER 2021								
NO	STOCK NAME	STOCK CODE	ISIN CODE	MATURITY DATE	ISSUE TENURE (Years)	O/S AMT (MYR Mil)	CPN RATE (%)	RATING
322	CAGAMAS IMTN 4.230% 03.11.2022	VI170370	MYBVI1703708	03-Nov-2022	5.0	840	4.230	AAA IS
323	CAGAMAS IMTN 4.250% 20.12.2023	VP110508	MYBVP1105081	20-Dec-2023	12.0	5	4.250	AAA IS
324	CAGAMAS IMTN 4.250% 28.04.2022	VI170153	MYBVI1701538	28-Apr-2022	5.0	500	4.250	AAA IS
325	CAGAMAS IMTN 4.300% 27.10.2023	VN130259	MYBVN1302592	27-Oct-2023	10.0	645	4.300	AAA IS
326	CAGAMAS IMTN 4.410% 18.12.2026	VS110509	MYBVS1105093	18-Dec-2026	15.0	10	4.410	AAA IS
327	CAGAMAS IMTN 4.480% 02.09.2022	VP100277	MYBVP1002775	02-Sep-2022	12.0	5	4.480	AAA IS
328	CAGAMAS IMTN 4.500% 25.05.2023	VI180192	MYBVI1801924	25-May-2023	5.0	1,500	4.500	AAA IS
329	CAGAMAS IMTN 4.550% 28.10.2025	VP130258	MYBVP1302589	28-Oct-2025	12.0	450	4.550	AAA IS
330	CAGAMAS IMTN 4.600% 20.12.2023	VN130346	MYBVN1303467	20-Dec-2023	10.0	5	4.600	AAA IS
331	CAGAMAS IMTN 4.650% 03.09.2025	VS100278	MYBVS1002787	03-Sep-2025	15.0	5	4.650	AAA IS
332	CAGAMAS IMTN 4.700% 21.12.2022	VK150335	MYBVK1503351	21-Dec-2022	7.0	435	4.700	AAA IS
333	CAGAMAS IMTN 4.750% 27.10.2028	VS130257	MYBVS1302575	27-Oct-2028	15.0	675	4.750	AAA IS
334	CAGAMAS IMTN 4.760% 07.04.2023	VP110041	MYBVP1100413	07-Apr-2023	12.0	5	4.760	AAA IS
335	CAGAMAS IMTN 4.920% 07.04.2026	VS110040	MYBVS1100409	07-Apr-2026	15.0	10	4.920	AAA IS
336	CAGAMAS IMTN 5.000% 28.10.2033	VX130256	MYBVX1302567	28-Oct-2033	20.0	675	5.000	AAA IS
337	CAGAMAS IMTN 5.270% 26.11.2024	VS090924	MYBVS0909248	26-Nov-2024	15.0	80	5.270	AAA IS
338	CAGAMAS IMTN 5.460% 29.03.2024	VS090115	MYBVS0901153	29-Mar-2024	15.0	155	5.460	AAA IS
339	CAGAMAS IMTN 5.500% 26.11.2029	VX090925	MYBVX0909255	26-Nov-2029	20.0	45	5.500	AAA IS
340	CAGAMAS IMTN 5.520% 17.07.2024	VS090749	MYBVS0907499	17-Jul-2024	15.0	70	5.520	AAA IS

LONG TERM CORPORATE BONDS/SUKUK OUTSTANDING AS OF 31 DECEMBER 2021								
NO	STOCK NAME	STOCK CODE	ISIN CODE	MATURITY DATE	ISSUE TENURE (Years)	O/S AMT (MYR Mil)	CPN RATE (%)	RATING
341	CAGAMAS IMTN 5.690% 30.03.2029	VX090116	MYBVX0901161	30-Mar-2029	20.0	80	5.690	AAA IS
342	CAGAMAS IMTN 5.750% 17.07.2029	VX090741	MYBVX0907416	17-Jul-2029	20.0	55	5.750	AAA IS
343	CAGAMAS IMTN 6.050% 10.10.2023	VS081321	MYBVS0813218	10-Oct-2023	15.0	30	6.050	AAA IS
344	CAGAMAS IMTN 6.250% 10.10.2028	VX081322	MYBVX0813226	10-Oct-2028	20.0	35	6.250	AAA IS
345	CAGAMAS IMTN 6.350% 08.08.2023	VS081155	MYBVS0811550	08-Aug-2023	15.0	305	6.350	AAA IS
346	CAGAMAS IMTN 6.500% 08.08.2028	VX081156	MYBVX0811568	08-Aug-2028	20.0	370	6.500	AAA IS
347	CAGAMAS MTN 2.10% 28.2.2022	UE210057	MYBUE2100574	28-Feb-2022	1.0	400	2.100	AAA
348	CAGAMAS MTN 2.120% 21.1.2022	UE210006	MYBUE2100061	21-Jan-2022	1.0	55	2.120	AAA
349	CAGAMAS MTN 2.13% 27.10.2022	UF200254	MYBUF2002546	27-Oct-2022	2.0	20	2.130	AAA
350	CAGAMAS MTN 2.150% 10.8.2022	UE210283	MYBUE2102836	10-Aug-2022	1.0	85	2.150	AAA
351	CAGAMAS MTN 2.18% 27.4.2023	UG200253	MYBUG2002536	27-Apr-2023	2.5	45	2.180	AAA
352	CAGAMAS MTN 2.20% 18.3.2022	UE210104	MYBUE2101044	18-Mar-2022	1.0	175	2.200	AAA
353	CAGAMAS MTN 2.300% 25.11.2022	UE210395	MYBUE2103958	25-Nov-2022	1.0	40	2.300	AAA
354	CAGAMAS MTN 2.300% 25.11.2022	UE210398	MYBUE2103982	25-Nov-2022	1.0	30	2.300	AAA
355	CAGAMAS MTN 2.330% 28.11.2022	UE210399	MYBUE2103990	28-Nov-2022	1.0	280	2.330	AAA
356	CAGAMAS MTN 2.370% 25.9.2023	UF210317	MYBUF2103179	25-Sep-2023	2.0	300	2.370	AAA
357	CAGAMAS MTN 2.380% 19.1.2024	UG210005	MYBUG2100058	19-Jan-2024	3.0	55	2.380	AAA
358	CAGAMAS MTN 2.400% 25.9.2023	UF210318	MYBUF2103187	25-Sep-2023	2.0	250	2.400	AAA
359	CAGAMAS MTN 2.410% 28.6.2023	UF210237	MYBUF2102379	28-Jun-2023	2.0	700	2.410	AAA

LONG TERM CORPORATE BONDS/SUKUK OUTSTANDING AS OF 31 DECEMBER 2021								
NO	STOCK NAME	STOCK CODE	ISIN CODE	MATURITY DATE	ISSUE TENURE (Years)	O/S AMT (MYR Mil)	CPN RATE (%)	RATING
360	CAGAMAS MTN 2.500% 24.5.2023	UF210188	MYBUF2101884	24-May-2023	2.0	700	2.500	AAA
361	CAGAMAS MTN 2.500% 29.5.2023	UF210189	MYBUF2101892	29-May-2023	2.0	800	2.500	AAA
362	CAGAMAS MTN 2.52% 30.10.2023	UF210380	MYBUF2103807	30-Oct-2023	2.0	300	2.520	AAA
363	CAGAMAS MTN 2.670% 05.8.2024	UG210266	MYBUG2102666	05-Aug-2024	3.0	200	2.670	AAA
364	CAGAMAS MTN 2.700% 30.6.2022	UF200143	MYBUF2001431	30-Jun-2022	2.0	55	2.700	AAA
365	CAGAMAS MTN 2.750% 23.5.2022	UF200101	MYBUF2001019	23-May-2022	2.0	70	2.750	AAA
366	CAGAMAS MTN 2.800% 24.11.2023	UF210394	MYBUF2103948	24-Nov-2023	2.0	25	2.800	AAA
367	CAGAMAS MTN 2.800% 24.11.2023	UF210397	MYBUF2103971	24-Nov-2023	2.0	20	2.800	AAA
368	CAGAMAS MTN 2.970% 24.5.2024	UG210393	MYBUG2103938	24-May-2024	2.5	35	2.970	AAA
369	CAGAMAS MTN 2.970% 24.5.2024	UG210396	MYBUG2103961	24-May-2024	2.5	50	2.970	AAA
370	CAGAMAS MTN 3-mth KLIBOR 26.8.2022	UE210259	MYBUE2102596	26-Aug-2022	1.0	200	1.960	AAA
371	CAGAMAS MTN 3.030% 21.03.2022	UF200079	MYBUF2000797	21-Mar-2022	2.0	300	3.030	AAA
372	CAGAMAS MTN 3.05% 29.10.2024	UG210379	MYBUG2103797	29-Oct-2024	3.0	700	3.050	AAA
373	CAGAMAS MTN 3.10% 18.4.2022	UF200094	MYBUF2000946	18-Apr-2022	2.0	500	3.100	AAA
374	CAGAMAS MTN 3.160% 10.12.2024	UG210403	MYBUG2104035	10-Dec-2024	3.0	500	3.160	AAA
375	CAGAMAS MTN 3.380% 12.12.2022	UG190372	MYBUG1903726	12-Dec-2022	3.0	300	3.380	AAA
376	CAGAMAS MTN 3.45% 30.3.2022	UF200088	MYBUF2000888	30-Mar-2022	2.0	55	3.450	AAA
377	CAGAMAS MTN 3.900% 02.12.2022	UN120085	MYBUN1200855	02-Dec-2022	10.0	5	3.900	AAA
378	CAGAMAS MTN 3.910% 31.10.2022	UN120061	MYBUN1200616	31-Oct-2022	10.0	450	3.910	AAA

LONG TERM CORPORATE BONDS/SUKUK OUTSTANDING AS OF 31 DECEMBER 2021								
NO	STOCK NAME	STOCK CODE	ISIN CODE	MATURITY DATE	ISSUE TENURE (Years)	O/S AMT (MYR Mil)	CPN RATE (%)	RATING
379	CAGAMAS MTN 4.000% 04.12.2024	UP120086	MYBUP1200868	04-Dec-2024	12.0	5	4.000	AAA
380	CAGAMAS MTN 4.000% 21.3.2022	UG190042	MYBUG1900425	21-Mar-2022	3.0	40	4.000	AAA
381	CAGAMAS MTN 4.090% 06.07.2022	UI170100	MYBUI1701001	06-Jul-2022	5.0	1,000	4.090	AAA
382	CAGAMAS MTN 4.140% 03.12.2027	US120087	MYBUS1200870	03-Dec-2027	15.0	5	4.140	AAA
383	CAGAMAS MTN 4.150% 09.3.2022	UI170031	MYBUI1700318	09-Mar-2022	5.0	2,000	4.150	AAA
384	CAGAMAS MTN 4.170% 29.10.2027	US120062	MYBUS1200623	29-Oct-2027	15.0	20	4.170	AAA
385	CAGAMAS MTN 4.250% 13.12.2022	UI170182	MYBUI1701829	13-Dec-2022	5.0	1,500	4.250	AAA
386	CAGAMAS MTN 4.250% 20.12.2023	UP110103	MYBUP1101033	20-Dec-2023	12.0	10	4.250	AAA
387	CAGAMAS MTN 4.250% 28.4.2022	UI170068	MYBUI1700680	28-Apr-2022	5.0	225	4.250	AAA
388	CAGAMAS MTN 4.250% 29.12.2022	UI170195	MYBUI1701951	29-Dec-2022	5.0	300	4.250	AAA
389	CAGAMAS MTN 4.30% 17.11.2023	UN130107	MYBUN1301075	17-Nov-2023	10.0	375	4.300	AAA
390	CAGAMAS MTN 4.410% 18.12.2026	US110104	MYBUS1101045	18-Dec-2026	15.0	10	4.410	AAA
391	CAGAMAS MTN 4.480% 02.9.2022	UP100094	MYBUP1000946	02-Sep-2022	12.0	10	4.480	AAA
392	CAGAMAS MTN 4.55% 18.11.2025	UP130106	MYBUP1301062	18-Nov-2025	12.0	410	4.550	AAA
393	CAGAMAS MTN 4.650% 03.9.2025	US100097	MYBUS1000973	03-Sep-2025	15.0	5	4.650	AAA
394	CAGAMAS MTN 4.650% 25.11.2022	UK150109	MYBUK1501092	25-Nov-2022	7.0	20	4.650	AAA
395	CAGAMAS MTN 4.75% 17.11.2028	US130105	MYBUS1301058	17-Nov-2028	15.0	460	4.750	AAA
396	CAGAMAS MTN 4.850% 25.11.2025	UN150108	MYBUN1501088	25-Nov-2025	10.0	225	4.850	AAA
397	CAGAMAS MTN 4.900% 25.11.2027	UP150107	MYBUP1501075	25-Nov-2027	12.0	250	4.900	AAA

LONG TERM CORPORATE BONDS/SUKUK OUTSTANDING AS OF 31 DECEMBER 2021								
NO	STOCK NAME	STOCK CODE	ISIN CODE	MATURITY DATE	ISSUE TENURE (Years)	O/S AMT (MYR Mil)	CPN RATE (%)	RATING
398	CAGAMAS MTN 5.070% 26.11.2035	UX150106	MYBUX1501061	26-Nov-2035	20.0	160	5.070	AAA
399	CAGAMAS MTN 5.27% 26.11.2024	US090116	MYBUS0901163	26-Nov-2024	15.0	85	5.270	AAA
400	CAGAMAS MTN 5.28% 03.9.2024	US090082	MYBUS0900827	03-Sep-2024	15.0	90	5.280	AAA
401	CAGAMAS MTN 5.460% 29.3.2024	US090023	MYBUS0900231	29-Mar-2024	15.0	150	5.460	AAA
402	CAGAMAS MTN 5.50% 26.11.2029	UX090117	MYBUX0901171	26-Nov-2029	20.0	45	5.500	AAA
403	CAGAMAS MTN 5.52% 17.7.2024	US090064	MYBUS0900645	17-Jul-2024	15.0	100	5.520	AAA
404	CAGAMAS MTN 5.690% 30.3.2029	UX090024	MYBUX0900249	30-Mar-2029	20.0	150	5.690	AAA
405	CAGAMAS MTN 5.75% 17.7.2029	UX090065	MYBUX0900652	17-Jul-2029	20.0	50	5.750	AAA
406	CAGAMAS MTN 6.05% 10.10.2023	US080087	MYBUS0800878	10-Oct-2023	15.0	140	6.050	AAA
407	CAGAMAS MTN 6.25% 10.10.2028	UX080088	MYBUX0800886	10-Oct-2028	20.0	340	6.250	AAA
408	CAGAMAS MTN 6.500% 08.8.2028	UX080064	MYBUX0800647	08-Aug-2028	20.0	90	6.500	AAA
409	CAGAMAS MBS 4.170% 27.05.2022 - Tranche 2007-1-i/6	PS070014	MYBPS0700144	27-May-2022	15.0	320	4.170	AAA
410	CAGAMAS MBS 4.340% 28.05.2027 - Tranche 2007-1-i/7	PX070015	MYBPX0700151	28-May-2027	20.0	290	4.340	AAA
411	CAGAMAS MBS 4.900% 22.08.2022 - TRANCHE 2007-2/6	PS070034	MYBPS0700342	22-Aug-2022	15.0	250	4.900	AAA
412	CAGAMAS MBS 5.080% 20.08.2027 - TRANCHE 2007-2/7	PX070035	MYBPX0700359	20-Aug-2027	20.0	105	5.080	AAA
413	CCB IMTN 3.590% 29.03.2024 (Tranche 1)	VG210070	MYBVG2100700	29-Mar-2024	3.0	40	3.590	AA IS
414	CCB IMTN 3.920% 28.03.2025 (Tranche 2)	VH210069	MYBVH2100690	28-Mar-2025	4.0	50	3.920	AA IS
415	CCB IMTN 4.130% 31.03.2026 (Tranche 3)	VI210068	MYBVI2100680	31-Mar-2026	5.0	60	4.130	AA IS
416	CCB IMTN 4.360% 31.03.2027 (Tranche 4)	VJ210067	MYBVJ2100670	31-Mar-2027	6.0	70	4.360	AA IS

LONG TERM CORPORATE BONDS/SUKUK OUTSTANDING AS OF 31 DECEMBER 2021								
NO	STOCK NAME	STOCK CODE	ISIN CODE	MATURITY DATE	ISSUE TENURE (Years)	O/S AMT (MYR Mil)	CPN RATE (%)	RATING
417	CCB IMTN 4.560% 31.03.2028 (Tranche 5)	VK210066	MYBVK2100660	31-Mar-2028	7.0	70	4.560	AA IS
418	CCB IMTN 4.740% 30.03.2029 (Tranche 6)	VL210065	MYBVL2100650	30-Mar-2029	8.0	70	4.740	AA IS
419	CCB IMTN 4.830% 29.03.2030 (Tranche 7)	VM210064	MYBVM2100641	29-Mar-2030	9.0	70	4.830	AA IS
420	CCB IMTN 4.910% 31.03.2031 (Tranche 8)	VN210063	MYBVN2100631	31-Mar-2031	10.0	70	4.910	AA IS
421	CENERGI SEA IMTN 5.300% 23.12.2026 - S1 Tranche 1	VI210466	MYBVI2104666	23-Dec-2026	5.0	85	5.300	A1
422	CENERGI SEA IMTN 5.550% 22.12.2028 - S1 Tranche 2	VK210465	MYBVK2104654	22-Dec-2028	7.0	125	5.550	A1
423	CENTRAL 5.250% 21.11.2022	PL140051	MYBPL1400517	21-Nov-2022	8.0	15	5.250	AA-
424	CENTRAL 5.350% 21.11.2023	PM140050	MYBPM1400507	21-Nov-2023	9.0	15	5.350	AA-
425	CENTRAL 5.450% 21.11.2024	PN140049	MYBPN1400497	21-Nov-2024	10.0	15	5.450	AA-
426	CENTRAL 5.550% 21.11.2025	PO140048	MYBPO1400487	21-Nov-2025	11.0	15	5.550	AA-
427	CGSB MTN 2117D 31.12.2021 (Series 22)	UJ160029	MYBUJ1600292	31-Dec-2021	5.8	0	7.900	NR(LT)
428	CHELLAM IMTN 0% 19.07.2022	VG190143	MYBVG1901439	19-Jul-2022	3.0	1	3.450	NR(LT)
429	CHELLAM IMTN 0% 19.07.2022	VG190148	MYBVG1901488	19-Jul-2022	3.0	1	3.420	NR(LT)
430	CHELLAM IMTN 0% 19.07.2022	VH180214	MYBVH1802148	19-Jul-2022	4.0	1	3.450	NR(LT)
431	CHELLAM IMTN 0% 19.07.2022	VH180286	MYBVH1802866	19-Jul-2022	3.7	1	3.450	NR(LT)
432	CHELLAM IMTN 0% 19.07.2022	VH180291	MYBVH1802916	19-Jul-2022	3.7	1	3.420	NR(LT)
433	CHELLAM IMTN 0% 19.07.2022 (Series 7-1)	VF210260	MYBVF2102609	19-Jul-2022	1.1	1	3.420	NR(LT)
434	CHELLAM IMTN 0% 19.07.2022 (Series 7-6)	VF210255	MYBVF2102559	19-Jul-2022	1.1	1	3.450	NR(LT)
435	CHELLAM IMTN 0% 19.07.2024	VI190141	MYBVI1901419	19-Jul-2024	5.0	1	3.450	NR(LT)



LONG TERM CORPORATE BONDS/SUKUK OUTSTANDING AS OF 31 DECEMBER 2021								
NO	STOCK NAME	STOCK CODE	ISIN CODE	MATURITY DATE	ISSUE TENURE (Years)	O/S AMT (MYR Mil)	CPN RATE (%)	RATING
436	CHELLAM IMTN 0% 19.07.2024	VI190146	MYBVI1901468	19-Jul-2024	5.0	1	3.420	NR(LT)
437	CHELLAM IMTN 0% 19.07.2024	VJ180212	MYBVJ1802128	19-Jul-2024	6.0	1	3.450	NR(LT)
438	CHELLAM IMTN 0% 19.07.2024	VJ180217	MYBVJ1802177	19-Jul-2024	6.0	1	3.420	NR(LT)
439	CHELLAM IMTN 0% 19.07.2024	VJ180284	MYBVJ1802847	19-Jul-2024	5.7	1	3.450	NR(LT)
440	CHELLAM IMTN 0% 19.07.2024	VJ180289	MYBVJ1802896	19-Jul-2024	5.7	1	3.420	NR(LT)
441	CHELLAM IMTN 0% 19.07.2024 (Series 7-3)	VH210258	MYBVH2102589	19-Jul-2024	3.1	0	3.420	NR(LT)
442	CHELLAM IMTN 0% 19.07.2024 (Series 7-8)	VH210253	MYBVH2102530	19-Jul-2024	3.1	0	3.450	NR(LT)
443	CHELLAM IMTN 0% 20.07.2023	VH190142	MYBVH1901429	20-Jul-2023	4.0	1	3.450	NR(LT)
444	CHELLAM IMTN 0% 20.07.2023	VH190147	MYBVH1901478	20-Jul-2023	4.0	1	3.420	NR(LT)
445	CHELLAM IMTN 0% 20.07.2023	VI180213	MYBVI1802138	20-Jul-2023	5.0	1	3.450	NR(LT)
446	CHELLAM IMTN 0% 20.07.2023	VI180218	MYBVI1802187	20-Jul-2023	5.0	1	3.420	NR(LT)
447	CHELLAM IMTN 0% 20.07.2023	VI180285	MYBVI1802856	20-Jul-2023	4.7	1	3.450	NR(LT)
448	CHELLAM IMTN 0% 20.07.2023	VI180290	MYBVI1802906	20-Jul-2023	4.7	1	3.420	NR(LT)
449	CHELLAM IMTN 0% 20.07.2023 (Series 7-2)	VG210259	MYBVG2102599	20-Jul-2023	2.1	0	3.420	NR(LT)
450	CHELLAM IMTN 0% 20.07.2023 (Series 7-7)	VG210254	MYBVG2102540	20-Jul-2023	2.1	0	3.450	NR(LT)
451	CHELLAM IMTN 0% 20.07.2026	VK190139	MYBVK1901399	20-Jul-2026	7.0	1	3.450	NR(LT)
452	CHELLAM IMTN 0% 20.07.2026	VK190144	MYBVK1901449	20-Jul-2026	7.0	1	3.420	NR(LT)
453	CHELLAM IMTN 0% 20.07.2026	VL180210	MYBVL1802108	20-Jul-2026	8.0	1	3.450	NR(LT)
454	CHELLAM IMTN 0% 20.07.2026	VL180215	MYBVL1802157	20-Jul-2026	8.0	1	3.420	NR(LT)

LONG TERM CORPORATE BONDS/SUKUK OUTSTANDING AS OF 31 DECEMBER 2021								
NO	STOCK NAME	STOCK CODE	ISIN CODE	MATURITY DATE	ISSUE TENURE (Years)	O/S AMT (MYR Mil)	CPN RATE (%)	RATING
455	CHELLAM IMTN 0% 20.07.2026	VL180282	MYBVL1802827	20-Jul-2026	7.7	1	3.450	NR(LT)
456	CHELLAM IMTN 0% 20.07.2026	VL180287	MYBVL1802876	20-Jul-2026	7.7	1	3.420	NR(LT)
457	CHELLAM IMTN 0% 20.07.2026 (Series 7-10)	VJ210251	MYBVJ2102510	20-Jul-2026	5.1	0	3.450	NR(LT)
458	CHELLAM IMTN 0% 20.07.2026 (Series 7-5)	VJ210256	MYBVJ2102569	20-Jul-2026	5.1	0	3.420	NR(LT)
459	CHELLAM IMTN 0% 21.07.2025	VJ190140	MYBVJ1901409	21-Jul-2025	6.0	1	3.450	NR(LT)
460	CHELLAM IMTN 0% 21.07.2025	VJ190145	MYBVJ1901458	21-Jul-2025	6.0	1	3.420	NR(LT)
461	CHELLAM IMTN 0% 21.07.2025	VK180211	MYBVK1802118	21-Jul-2025	7.0	1	3.450	NR(LT)
462	CHELLAM IMTN 0% 21.07.2025	VK180283	MYBVK1802837	21-Jul-2025	6.8	1	3.450	NR(LT)
463	CHELLAM IMTN 0% 21.07.2025	VK180288	MYBVK1802886	21-Jul-2025	6.8	1	3.420	NR(LT)
464	CHELLAM IMTN 0% 21.07.2025 (Series 7-4)	VI210257	MYBVI2102579	21-Jul-2025	4.1	0	3.420	NR(LT)
465	CHELLAM IMTN 0% 21.07.2025 (Series 7-9)	VI210252	MYBVI2102520	21-Jul-2025	4.1	0	3.450	NR(LT)
466	CHELLAM IMTN 0% 22.06.2029 (Series 6-13)	VL210231	MYBVL2102318	22-Jun-2029	8.0	14	3.420	NR(LT)
467	CHELLAM IMTN 0% 22.06.2029 (Series 6-6)	VL210238	MYBVL2102383	22-Jun-2029	8.0	12	3.420	NR(LT)
468	CHELLAM IMTN 0% 23.06.2023	VK160206	MYBVK1602062	23-Jun-2023	7.0	17	3.770	NR(LT)
469	CHELLAM IMTN 0% 23.06.2028 (Series 6-12)	VK210232	MYBVK2102328	23-Jun-2028	7.0	14	3.420	NR(LT)
470	CHELLAM IMTN 0% 23.06.2028 (Series 6-5)	VK210239	MYBVK2102393	23-Jun-2028	7.0	12	3.420	NR(LT)
471	CHELLAM IMTN 0% 24.06.2022	VJ160207	MYBVJ1602072	24-Jun-2022	6.0	14	3.770	NR(LT)
472	CHELLAM IMTN 0% 24.06.2024	VL160204	MYBVL1602045	24-Jun-2024	8.0	18	3.770	NR(LT)
473	CHELLAM IMTN 0% 24.06.2024 (Series 6-1)	VG210243	MYBVG2102433	24-Jun-2024	3.0	4	3.420	NR(LT)

LONG TERM CORPORATE BONDS/SUKUK OUTSTANDING AS OF 31 DECEMBER 2021								
NO	STOCK NAME	STOCK CODE	ISIN CODE	MATURITY DATE	ISSUE TENURE (Years)	O/S AMT (MYR Mil)	CPN RATE (%)	RATING
474	CHELLAM IMTN 0% 24.06.2024 (Series 6-8)	VG210236	MYBVG2102367	24-Jun-2024	3.0	4	3.420	NR(LT)
475	CHELLAM IMTN 0% 24.06.2025	VM160205	MYBVM1602050	24-Jun-2025	9.0	17	3.770	NR(LT)
476	CHELLAM IMTN 0% 24.06.2025 (Series 6-2)	VH210242	MYBVH2102423	24-Jun-2025	4.0	5	3.420	NR(LT)
477	CHELLAM IMTN 0% 24.06.2025 (Series 6-9)	VH210235	MYBVH2102357	24-Jun-2025	4.0	5	3.420	NR(LT)
478	CHELLAM IMTN 0% 24.06.2026	VN160203	MYBVN1602033	24-Jun-2026	10.0	17	3.770	NR(LT)
479	CHELLAM IMTN 0% 24.06.2026 (Series 6-10)	VI210234	MYBVI2102348	24-Jun-2026	5.0	5	3.420	NR(LT)
480	CHELLAM IMTN 0% 24.06.2026 (Series 6-3)	VI210241	MYBVI2102413	24-Jun-2026	5.0	5	3.420	NR(LT)
481	CHELLAM IMTN 0% 24.06.2027 (Series 6-11)	VJ210233	MYBVJ2102338	24-Jun-2027	6.0	14	3.420	NR(LT)
482	CHELLAM IMTN 0% 24.06.2027 (Series 6-4)	VJ210240	MYBVJ2102403	24-Jun-2027	6.0	12	3.420	NR(LT)
483	CHELLAM IMTN 0% 24.06.2030 (Series 6-14)	VM210230	MYBVM2102308	24-Jun-2030	9.0	26	3.420	NR(LT)
484	CHELLAM IMTN 0% 24.06.2030 (Series 6-7)	VM210237	MYBVM2102373	24-Jun-2030	9.0	22	3.420	NR(LT)
485	CHELLAM IMTN 0.000% 19.07.2022	VH180219	MYBVH1802197	19-Jul-2022	4.0	1	3.420	NR(LT)
486	CHELLAM IMTN 0.000% 21.07.2025	VK180216	MYBVK1802167	21-Jul-2025	7.0	1	3.420	NR(LT)
487	CHELLAM IMTN 19.07.2024 (SERIES 5-2)	VH210077	MYBVH2100773	19-Jul-2024	3.3	1	3.420	NR(LT)
488	CHELLAM IMTN 19.07.2024 (SERIES 5-6)	VH210073	MYBVH2100732	19-Jul-2024	3.3	1	3.450	NR(LT)
489	CHELLAM IMTN 20.07.2023 (SERIES 5-1)	VG210078	MYBVG2100783	20-Jul-2023	2.3	1	3.420	NR(LT)
490	CHELLAM IMTN 20.07.2023 (SERIES 5-5)	VG210074	MYBVG2100742	20-Jul-2023	2.3	1	3.450	NR(LT)
491	CHELLAM IMTN 20.07.2026 (SERIES 5-4)	VJ210075	MYBVJ2100753	20-Jul-2026	5.3	1	3.420	NR(LT)
492	CHELLAM IMTN 20.07.2026 (SERIES 5-8)	VJ210071	MYBVJ2100712	20-Jul-2026	5.3	1	3.450	NR(LT)

LONG TERM CORPORATE BONDS/SUKUK OUTSTANDING AS OF 31 DECEMBER 2021								
NO	STOCK NAME	STOCK CODE	ISIN CODE	MATURITY DATE	ISSUE TENURE (Years)	O/S AMT (MYR Mil)	CPN RATE (%)	RATING
493	CHELLAM IMTN 21.07.2025 (SERIES 5-3)	VI210076	MYBVI2100763	21-Jul-2025	4.3	1	3.420	NR(LT)
494	CHELLAM IMTN 21.07.2025 (SERIES 5-7)	VI210072	MYBVI2100722	21-Jul-2025	4.3	1	3.450	NR(LT)
495	CHELLAM IMTN 5.900% 23.06.2023	VK160213	MYBVK1602138	23-Jun-2023	7.0	9	5.900	NR(LT)
496	CHELLAM IMTN 5.900% 24.06.2022	VJ160214	MYBVJ1602148	24-Jun-2022	6.0	7	5.900	NR(LT)
497	CHELLAM IMTN 5.900% 24.06.2024	VL160212	MYBVL1602128	24-Jun-2024	8.0	9	5.900	NR(LT)
498	CHELLAM IMTN 5.900% 24.06.2025	VM160211	MYBVM1602118	24-Jun-2025	9.0	9	5.900	NR(LT)
499	CHELLAM IMTN 5.900% 24.06.2026	VN160210	MYBVN1602108	24-Jun-2026	10.0	8	5.900	NR(LT)
500	CIMB 3.150% 12.11.2030 - Tranche 6	PN200010	MYBPN2000106	12-Nov-2030	10.0	2,500	3.150	AA
501	CIMB 3.600% Perpetual Capital Securities - T5	PZ200011	MYBPZ2000118	25-May-2116	95.5	550	3.600	A1
502	CIMB 3.800% 29.12.2031-T2 Sukuk Wakalah S1 T1	PN210013	MYBPN2100138	29-Dec-2031	10.0	100	3.800	AA2
503	CIMB 3.850% 23.11.2029 - Tranche 5	PN190015	MYBPN1900157	23-Nov-2029	10.0	800	3.850	AA
504	CIMB 4.000% Perpetual Capital Securities - T6	PZ200012	MYBPZ2000126	25-May-2116	95.5	200	4.000	A1
505	CIMB 4.880% 13.09.2029 - Tranche 4	PO180006	MYBPO1800066	13-Sep-2029	11.0	1,200	4.880	AA
506	CIMB 4.880% Perpetual Capital Securities - T4	PZ190007	MYBPZ1900078	25-May-2116	97.0	1,000	4.880	A1
507	CIMB 4.900% 30.11.2027 - Tranche 2	PN170026	MYBPN1700268	30-Nov-2027	10.0	1,500	4.900	AA
508	CIMB 4.950% 29.03.2028 - Tranche 3	PN180002	MYBPN1800027	29-Mar-2028	10.0	700	4.950	AA
509	CIMB 5.400% Perpetual Capital Securities - T3	PZ180009	MYBPZ1800096	25-May-2116	97.7	1,000	5.400	A1
510	CIMB IMTN 3.950% 10.06.2022 - Tranche No 2	VG190104	MYBVG1901041	10-Jun-2022	3.0	750	3.950	AA1
511	CIMB MTN 1095D 12.6.2023 - Issue No 9	UG200113	MYBUG2001132	12-Jun-2023	3.0	350	3.120	AA1

LONG TERM CORPORATE BONDS/SUKUK OUTSTANDING AS OF 31 DECEMBER 2021								
NO	STOCK NAME	STOCK CODE	ISIN CODE	MATURITY DATE	ISSUE TENURE (Years)	O/S AMT (MYR Mil)	CPN RATE (%)	RATING
512	CIMB MTN 1095D 27.12.2024 - Tranche 1	UG210432	MYBUG2104324	27-Dec-2024	3.0	1,000	2.450	NR(LT)
513	CIMB MTN 1459D 26.12.2025 - Tranche 2	UH210433	MYBUH2104330	26-Dec-2025	4.0	1,000	2.450	NR(LT)
514	CIMB MTN 1826D 03.4.2025 - Issue No 8	UI200090	MYBUI2000908	03-Apr-2025	5.0	600	3.400	AA1
515	CIMB MTN 1826D 28.12.2026 - Tranche 3	UI210434	MYBUI2104346	28-Dec-2026	5.0	1,000	2.450	NR(LT)
516	CIMB THAI 3.900% 11.07.2031 - Tranche No 5	PN210003	MYBPN2100039	11-Jul-2031	10.0	660	3.900	AA3
517	CIMB THAI 4.150% 06.07.2029 - Tranche No 4	PN190008	MYBPN1900082	06-Jul-2029	10.0	550	4.150	AA3
518	CIMB THAI 5.200% 29.03.2028 - Tranche No 3	PN180003	MYBPN1800035	29-Mar-2028	10.0	390	5.200	AA3
519	CIMBBANK 3.150% 12.11.2030 - Issue No 9	PN200009	MYBPN2000098	12-Nov-2030	10.0	2,450	3.150	AA+
520	CIMBBANK 3.150% 23.12.2030 - Issue No 10	PN200015	MYBPN2000155	23-Dec-2030	10.0	50	3.150	AA+
521	CIMBBANK 3.600% Perpetual Capital Securities - T4	PZ200013	MYBPZ2000134	25-May-2116	95.5	550	3.600	A1
522	CIMBBANK 3.800% 29.12.2031-T2 Sukuk Wakalah S1 T1	PN210012	MYBPN2100120	29-Dec-2031	10.0	100	3.800	AA2
523	CIMBBANK 3.850% 23.11.2029 - Issue No 8	PN190014	MYBPN1900140	23-Nov-2029	10.0	800	3.850	AA+
524	CIMBBANK 4.000% Perpetual Capital Securities - T5	PZ200014	MYBPZ2000142	25-May-2116	95.5	200	4.000	A1
525	CIMBBANK 4.880% 13.09.2029 - Issue No 7	PO180007	MYBPO1800074	13-Sep-2029	11.0	1,200	4.880	AA+
526	CIMBBANK 4.900% 30.11.2027 - Issue No 5	PN170027	MYBPN1700276	30-Nov-2027	10.0	1,500	4.900	AA+
527	CIMBBANK 4.950% 29.03.2028 - Issue No 6	PN180001	MYBPN1800019	29-Mar-2028	10.0	700	4.950	AA+
528	CIMBBANK 5.400% Perpetual Capital Securities - T3	PZ180008	MYBPZ1800088	25-May-2116	97.7	1,000	5.400	A1
529	CIMBBANK MTN 1826D 18.5.2022 - SERIES 1 TRANCHE 1	UI170077	MYBUI1700771	18-May-2022	5.0	1,000	4.400	AAA
530	CIMBBANK MTN 2556D 17.5.2024 - SERIES 1 TRANCHE 2	UK170078	MYBUK1700785	17-May-2024	7.0	1,200	4.600	AAA

LONG TERM CORPORATE BONDS/SUKUK OUTSTANDING AS OF 31 DECEMBER 2021								
NO	STOCK NAME	STOCK CODE	ISIN CODE	MATURITY DATE	ISSUE TENURE (Years)	O/S AMT (MYR Mil)	CPN RATE (%)	RATING
531	CIMBBANK MTN 3652D 18.5.2027 - SERIES 1 TRANCHE 3	UN170079	MYBUN1700797	18-May-2027	10.0	800	4.700	AAA
532	CIMBI 3.750% 25.09.2029 - Issue No 3	PN190012	MYBPN1900124	25-Sep-2029	10.0	800	3.750	AA+ IS
533	CIMBI 4.700% 28.12.2027 - Issue No 2	PN170029	MYBPN1700292	28-Dec-2027	10.0	300	4.700	AA+ IS
534	CISB ABSMTN 27.10.2022 (Senior Class A)	UI170167	MYBUI1701670	27-Oct-2022	5.0	140	4.800	NR(LT)
535	CISB ABSMTN 27.10.2022 (Senior Class B)	UI170168	MYBUI1701688	27-Oct-2022	5.0	50	5.450	NR(LT)
536	CISB ABSMTN 27.10.2022 (Senior Class C)	UI170169	MYBUI1701696	27-Oct-2022	5.0	25	6.900	NR(LT)
537	CISB ABSMTN 27.10.2022 (Subordinated Class D)	UI170170	MYBUI1701704	27-Oct-2022	5.0	53	15.000	NR(LT)
538	CMBS 2005-2 5.920% 12.12.2025	PY050031	MYBPY0500310	12-Dec-2025	20.0	265	5.920	AAA
539	CMMT MTN 2009D 20.6.2025	UJ190393	MYBUJ1903936	20-Jun-2025	5.5	300	3.235	NR(LT)
540	CMS IMTN 4.800% 05.05.2022 - Series No 1	VI170155	MYBVI1701553	05-May-2022	5.0	500	4.800	AA3
541	COLUMBIA ASIA MTN (TRANCHE 1 SERIES 2)	UF200172	MYBUF2001720	26-Aug-2022	2.0	19	3.200	NR(LT)
542	COLUMBIA ASIA MTN (TRANCHE 1 SERIES 3)	UG200173	MYBUG2001736	25-Aug-2023	3.0	38	3.200	NR(LT)
543	COLUMBIA ASIA MTN (TRANCHE 1 SERIES 4)	UH200174	MYBUH2001742	27-Aug-2024	4.0	75	3.200	NR(LT)
544	COLUMBIA ASIA MTN (TRANCHE 1 SERIES 5)	UI200175	MYBUI2001757	27-Aug-2025	5.0	80	3.200	NR(LT)
545	COLUMBIA ASIA MTN (TRANCHE 1 SERIES 6)	UJ200176	MYBUJ2001763	27-Aug-2026	6.0	80	3.200	NR(LT)
546	COLUMBIA ASIA MTN (TRANCHE 1 SERIES 7)	UK200177	MYBUK2001779	27-Aug-2027	7.0	90	3.200	NR(LT)
547	COLUMBIA ASIA MTN (TRANCHE 2 SERIES 1)	UG200281	MYBUG2002817	27-Nov-2023	3.0	22	3.200	NR(LT)
548	COLUMBIA ASIA MTN (TRANCHE 3 SERIES 1)	UH210287	MYBUH2102870	27-Aug-2025	4.0	33	3.200	NR(LT)
549	COUNTRY GDN IMTN 0% 26.07.2022 - Issue No 11	VE210277	MYBVE2102776	26-Jul-2022	1.0	60	0.000	AA3 (S)

LONG TERM CORPORATE BONDS/SUKUK OUTSTANDING AS OF 31 DECEMBER 2021								
NO	STOCK NAME	STOCK CODE	ISIN CODE	MATURITY DATE	ISSUE TENURE (Years)	O/S AMT (MYR Mil)	CPN RATE (%)	RATING
550	COUNTRY GDN IMTN 3.75% 04.03.2022 - Issue No 8	VE210023	MYBVE2100234	04-Mar-2022	1.0	100	3.750	AA3 (S)
551	COUNTRY GDN IMTN 3.75% 05.04.2022 - Issue No 9	VE210115	MYBVE2101158	05-Apr-2022	1.0	100	3.750	AA3 (S)
552	COUNTRY GDN IMTN 4.90% 04.05.2026 - Issue No 10	VI210162	MYBVI2101621	04-May-2026	5.0	50	4.900	AA3 (S)
553	COUNTRY GDN IMTN 5.250% 27.03.2025- Issue No 7	VI200059	MYBVI2000591	27-Mar-2025	5.0	295	5.250	AA3 (S)
554	COUNTRY GDN IMTN 5.700% 02.03.2027 - Issue No 5	VK200019	MYBVK2000191	02-Mar-2027	7.0	100	5.700	AA3 (S)
555	COUNTRY GDN IMTN 6.400% 06.05.2022 - Issue No 4	VG190094	MYBVG1900944	06-May-2022	3.0	70	6.400	AA3 (S)
556	COUNTRY GDN IMTN 6.400% 18.03.2022 - Issue No 3	VG190055	MYBVG1900555	18-Mar-2022	3.0	130	6.400	AA3 (S)
557	COUNTRY GDN IMTN 6.600% 23.02.2023 - Issue No 2	VI180078	MYBVI1800785	23-Feb-2023	5.0	200	6.600	AA3 (S)
558	CRE IMTN 6.500% 04.09.2120	VZ200193	MYBVZ2001932	04-Sep-2120	100.1	97	6.500	NR(LT)
559	CRE IMTN 6.500% 04.09.2120	VZ200221	MYBVZ2002211	04-Sep-2120	100.0	22	6.500	NR(LT)
560	CRE IMTN 6.500% 04.09.2120	VZ200317	MYBVZ2003177	04-Sep-2120	99.9	30	6.500	NR(LT)
561	CRE IMTN 6.500% 04.09.2120	VZ200375	MYBVZ2003755	04-Sep-2120	99.7	15	6.500	NR(LT)
562	CRE IMTN 6.850% 04.09.2120	VZ210019	MYBVZ2100197	04-Sep-2120	99.6	30	6.850	NR(LT)
563	CRE IMTN 6.850% 04.09.2120 (Series 6)	VZ210127	MYBVZ2101278	04-Sep-2120	99.5	8	6.850	NR(LT)
564	CRE IMTN 6.850% 04.09.2120 (Series 7)	VZ210366	MYBVZ2103662	04-Sep-2120	99.0	7	6.850	NR(LT)
565	CRESCENDO MTN 1096D 30.9.2024	UG210325	MYBUG2103250	30-Sep-2024	3.0	5	3.950	NR(LT)
566	CRESCENDO MTN 1096D 30.9.2024	UG210334	MYBUG2103342	30-Sep-2024	3.0	5	3.900	NR(LT)
567	CRESCENDO MTN 1096D 30.9.2024	UG210339	MYBUG2103391	30-Sep-2024	3.0	5	3.700	NR(LT)
568	CRESCENDO MTN 1096D 30.9.2024	UG210340	MYBUG2103409	30-Sep-2024	3.0	20	3.600	NR(LT)

LONG TERM CORPORATE BONDS/SUKUK OUTSTANDING AS OF 31 DECEMBER 2021								
NO	STOCK NAME	STOCK CODE	ISIN CODE	MATURITY DATE	ISSUE TENURE (Years)	O/S AMT (MYR Mil)	CPN RATE (%)	RATING
569	CRESCENDO MTN 1275D 28.3.2025	UH210324	MYBUH2103241	28-Mar-2025	3.5	5	3.950	NR(LT)
570	CRESCENDO MTN 1275D 28.3.2025	UH210333	MYBUH2103332	28-Mar-2025	3.5	5	3.900	NR(LT)
571	CRESCENDO MTN 1275D 28.3.2025	UH210338	MYBUH2103381	28-Mar-2025	3.5	5	3.700	NR(LT)
572	CRESCENDO MTN 1461D 30.9.2025	UH210323	MYBUH2103233	30-Sep-2025	4.0	5	3.950	NR(LT)
573	CRESCENDO MTN 1461D 30.9.2025	UH210332	MYBUH2103324	30-Sep-2025	4.0	5	3.900	NR(LT)
574	CRESCENDO MTN 1461D 30.9.2025	UH210337	MYBUH2103373	30-Sep-2025	4.0	5	3.700	NR(LT)
575	CRESCENDO MTN 1642D 30.3.2026	UI210322	MYBUI2103223	30-Mar-2026	4.5	5	3.950	NR(LT)
576	CRESCENDO MTN 1642D 30.3.2026	UI210331	MYBUI2103314	30-Mar-2026	4.5	5	3.900	NR(LT)
577	CRESCENDO MTN 1642D 30.3.2026	UI210336	MYBUI2103363	30-Mar-2026	4.5	5	3.700	NR(LT)
578	CRESCENDO MTN 1826D 30.9.2026	UI210321	MYBUI2103215	30-Sep-2026	5.0	20	3.950	NR(LT)
579	CRESCENDO MTN 1826D 30.9.2026	UI210330	MYBUI2103306	30-Sep-2026	5.0	10	3.900	NR(LT)
580	CRESCENDO MTN 1826D 30.9.2026	UI210335	MYBUI2103355	30-Sep-2026	5.0	20	3.700	NR(LT)
581	CRESCENDO MTN 2007D 30.3.2027	UJ210329	MYBUJ2103296	30-Mar-2027	5.5	10	3.900	NR(LT)
582	CRESCENDO MTN 2191D 30.9.2027	UJ210328	MYBUJ2103288	30-Sep-2027	6.0	10	3.900	NR(LT)
583	CRESCENDO MTN 2373D 30.3.2028	UK210327	MYBUK2103278	30-Mar-2028	6.5	10	3.900	NR(LT)
584	CRESCENDO MTN 2556D 29.9.2028	UK210326	MYBUK2103260	29-Sep-2028	7.0	40	3.900	NR(LT)
585	CSSB IMTN 4.680% 31.01.2022	VM130059	MYBVM1300598	31-Jan-2022	9.0	30	4.680	AA- IS
586	CSSB IMTN 4.780% 31.01.2023	VN130060	MYBVN1300604	31-Jan-2023	10.0	30	4.780	AA- IS
587	CSSB IMTN 4.870% 31.01.2024	VO130061	MYBVO1300610	31-Jan-2024	11.0	30	4.870	AA- IS



LONG TERM CORPORATE BONDS/SUKUK OUTSTANDING AS OF 31 DECEMBER 2021								
NO	STOCK NAME	STOCK CODE	ISIN CODE	MATURITY DATE	ISSUE TENURE (Years)	O/S AMT (MYR Mil)	CPN RATE (%)	RATING
588	CSSB IMTN 4.93% 31.01.2025	VP130062	MYBVP1300625	31-Jan-2025	12.0	40	4.930	AA- IS
589	CSSB IMTN 5.030% 30.01.2026	VQ130063	MYBVQ1300631	30-Jan-2026	13.0	40	5.030	AA- IS
590	CSSB IMTN 5.120% 29.01.2027	VR130064	MYBVR1300647	29-Jan-2027	14.0	40	5.120	AA- IS
591	CSSB IMTN 5.220% 31.01.2028	VS130065	MYBVS1300652	31-Jan-2028	15.0	50	5.220	AA- IS
592	CSSB IMTN 5.310% 31.01.2029	VT130066	MYBVT1300668	31-Jan-2029	16.0	50	5.310	AA- IS
593	CSSB IMTN 5.390% 31.01.2030	VU130067	MYBVU1300674	31-Jan-2030	17.0	50	5.390	AA- IS
594	CTX IMTN 4.200% 29.08.2022 - Series 6	VN120334	MYBVN1203345	29-Aug-2022	10.0	400	4.200	AA+ IS
595	CTX IMTN 4.85% 29.08.2022 - Series 9	VI170242	MYBVI1702429	29-Aug-2022	5.0	200	4.850	AA+ IS
596	CTX IMTN 5.05% 29.08.2024 - Series 10	VK170243	MYBVK1702433	29-Aug-2024	7.0	350	5.050	AA+ IS
597	CTX IMTN 5.20% 27.08.2027 - Series 11	VN170244	MYBVN1702445	27-Aug-2027	10.0	450	5.200	AA+ IS
598	CTX IMTN 5.270% 28.10.2026 - Series 8	VN160328	MYBVN1603288	28-Oct-2026	10.0	350	5.270	AA+ IS
599	CYPARK REF IMTN 4.600% 30.06.2022	VG190193	MYBVG1901934	30-Jun-2022	2.7	10	4.600	AA3
600	CYPARK REF IMTN 4.690% 30.06.2023	VH190194	MYBVH1901940	30-Jun-2023	3.7	20	4.690	AA3
601	CYPARK REF IMTN 4.780% 28.06.2024	VI190195	MYBVI1901955	28-Jun-2024	4.7	20	4.780	AA3
602	CYPARK REF IMTN 4.870% 30.06.2025	VJ190196	MYBVJ1901961	30-Jun-2025	5.7	20	4.870	AA3
603	CYPARK REF IMTN 4.960% 30.06.2026	VK190197	MYBVK1901977	30-Jun-2026	6.7	25	4.960	AA3
604	CYPARK REF IMTN 5.030% 30.06.2027	VL190198	MYBVL1901983	30-Jun-2027	7.7	25	5.030	AA3
605	CYPARK REF IMTN 5.110% 30.06.2028	VM190199	MYBVM1901999	30-Jun-2028	8.7	25	5.110	AA3
606	CYPARK REF IMTN 5.180% 29.06.2029	VN190200	MYBVN1902003	29-Jun-2029	9.7	25	5.180	AA3

LONG TERM CORPORATE BONDS/SUKUK OUTSTANDING AS OF 31 DECEMBER 2021								
NO	STOCK NAME	STOCK CODE	ISIN CODE	MATURITY DATE	ISSUE TENURE (Years)	O/S AMT (MYR Mil)	CPN RATE (%)	RATING
607	CYPARK REF IMTN 5.250% 28.06.2030	VO190201	MYBVO1902019	28-Jun-2030	10.7	25	5.250	AA3
608	CYPARK REF IMTN 5.320% 30.06.2031	VP190202	MYBVP1902024	30-Jun-2031	11.7	30	5.320	AA3
609	CYPARK REF IMTN 5.390% 30.06.2032	VQ190203	MYBVQ1902030	30-Jun-2032	12.7	30	5.390	AA3
610	CYPARK REF IMTN 5.460% 30.06.2033	VR190204	MYBVR1902046	30-Jun-2033	13.7	30	5.460	AA3
611	CYPARK REF IMTN 5.530% 30.06.2034	VS190205	MYBVS1902051	30-Jun-2034	14.7	30	5.530	AA3
612	CYPARK REF IMTN 5.600% 29.06.2035	VT190206	MYBVT1902067	29-Jun-2035	15.7	35	5.600	AA3
613	CYPARK REF IMTN 5.670% 30.06.2036	VU190207	MYBVU1902073	30-Jun-2036	16.7	35	5.670	AA3
614	CYPARK REF IMTN 5.740% 30.06.2037	VV190208	MYBVV1902089	30-Jun-2037	17.7	40	5.740	AA3
615	CYPARK REF IMTN 5.810% 30.06.2038	VW190209	MYBVW1902095	30-Jun-2038	18.7	40	5.810	AA3
616	CYPARK REF IMTN 5.890% 30.06.2039	VX190210	MYBVX1902101	30-Jun-2039	19.7	40	5.890	AA3
617	CYPARK REF IMTN 5.990% 29.06.2040	VY190211	MYBVY1902117	29-Jun-2040	20.7	45	5.990	AA3
618	DANAINFRA IMTN 2.660% 23.09.2027 - Tranche No 102	VK200196	MYBVK2001967	23-Sep-2027	7.0	600	2.660	NR(LT)
619	DANAINFRA IMTN 2.840% 24.02.2028 - Tranche 17	VK210014	MYBVK2100140	24-Feb-2028	7.0	700	2.840	NR(LT)
620	DANAINFRA IMTN 2.860% 20.05.2027 - Tranche No 97	VK200074	MYBVK2000746	20-May-2027	7.0	400	2.860	NR(LT)
621	DANAINFRA IMTN 2.860% 23.09.2030 - Tranche No 103	VN200197	MYBVN2001979	23-Sep-2030	10.0	500	2.860	NR(LT)
622	DANAINFRA IMTN 3.010% 20.05.2030 - Tranche No 98	VN200075	MYBVN2000757	20-May-2030	10.0	600	3.010	NR(LT)
623	DANAINFRA IMTN 3.180% 24.02.2031 - Tranche 18	VN210015	MYBVN2100151	24-Feb-2031	10.0	400	3.180	NR(LT)
624	DANAINFRA IMTN 3.250% 05.05.2028 - Tranche No 108	VK210163	MYBVK2101635	05-May-2028	7.0	300	3.250	NR(LT)
625	DANAINFRA IMTN 3.270% 18.05.2035 - Tranche No 99	VS200076	MYBVS2000764	18-May-2035	15.0	600	3.270	NR(LT)

LONG TERM CORPORATE BONDS/SUKUK OUTSTANDING AS OF 31 DECEMBER 2021								
NO	STOCK NAME	STOCK CODE	ISIN CODE	MATURITY DATE	ISSUE TENURE (Years)	O/S AMT (MYR Mil)	CPN RATE (%)	RATING
626	DANAINFRA IMTN 3.340% 25.09.2026 - Tranche 11	VK190177	MYBVK1901779	25-Sep- 2026	7.0	250	3.340	NR(LT)
627	DANAINFRA IMTN 3.350% 21.09.2035 - Tranche No 104	VS200198	MYBVS2001986	21-Sep- 2035	15.0	500	3.350	NR(LT)
628	DANAINFRA IMTN 3.470% 26.09.2029 - Tranche 12	VN190178	MYBVN1901781	26-Sep- 2029	10.0	400	3.470	NR(LT)
629	DANAINFRA IMTN 3.530% 27.11.2026 - Tranche No 91	VK190270	MYBVK1902702	27-Nov- 2026	7.0	705	3.530	NR(LT)
630	DANAINFRA IMTN 3.570% 18.05.2040 - Tranche No 100	VX200077	MYBVX2000772	18-May- 2040	20.0	600	3.570	NR(LT)
631	DANAINFRA IMTN 3.620% 26.09.2034 - Tranche 13	VS190179	MYBVS1901798	26-Sep- 2034	15.0	350	3.620	NR(LT)
632	DANAINFRA IMTN 3.680% 24.11.2028 - Tranche No 113	VK210429	MYBVK2104290	24-Nov- 2028	7.0	100	3.680	NR(LT)
633	DANAINFRA IMTN 3.690% 26.09.2039 - Tranche 14	VX190180	MYBVX1901806	26-Sep- 2039	20.0	400	3.690	NR(LT)
634	DANAINFRA IMTN 3.690% 27.11.2029 - Tranche No 92	VN190271	MYBVN1902714	27-Nov- 2029	10.0	370	3.690	NR(LT)
635	DANAINFRA IMTN 3.700% 27.10.2028 - Tranche 21	VK210379	MYBVK2103797	27-Oct-2028	7.0	400	3.700	NR(LT)
636	DANAINFRA IMTN 3.720% 10.11.2028	VK210395	MYBVK2103953	10-Nov- 2028	7.0	300	3.720	NR(LT)
637	DANAINFRA IMTN 3.720% 21.09.2040 - Tranche No 105	VX200199	MYBVX2001994	21-Sep- 2040	20.0	600	3.720	NR(LT)
638	DANAINFRA IMTN 3.740% 20.07.2022 - Tranche No 2	VN120270	MYBVN1202701	20-Jul-2022	10.0	700	3.740	NR(LT)
639	DANAINFRA IMTN 3.790% 22.02.2036 - Tranche 19	VS210016	MYBVS2100168	22-Feb- 2036	15.0	400	3.790	NR(LT)
640	DANAINFRA IMTN 3.800% 26.09.2044 - Tranche 15	VZ190181	MYBVZ1901819	26-Sep- 2044	25.0	500	3.800	NR(LT)
641	DANAINFRA IMTN 3.870% 19.07.2024 - Tranche No 3	VP120271	MYBVP1202714	19-Jul-2024	12.0	500	3.870	NR(LT)
642	DANAINFRA IMTN 3.870% 22.09.2045 - Tranche No 106	VZ200200	MYBVZ2002005	22-Sep- 2045	25.0	600	3.870	NR(LT)
643	DANAINFRA IMTN 3.890% 20.05.2050 - Tranche No 101	VZ200078	MYBVZ2000785	20-May- 2050	30.0	600	3.890	NR(LT)
644	DANAINFRA IMTN 3.900% 24.09.2049 - Tranche 16	VZ190182	MYBVZ1901827	24-Sep- 2049	30.0	600	3.900	NR(LT)

LONG TERM CORPORATE BONDS/SUKUK OUTSTANDING AS OF 31 DECEMBER 2021								
NO	STOCK NAME	STOCK CODE	ISIN CODE	MATURITY DATE	ISSUE TENURE (Years)	O/S AMT (MYR Mil)	CPN RATE (%)	RATING
645	DANAINFRA IMTN 3.920% 20.10.2023 - Tranche No 49	VK160318	MYBVK1603185	20-Oct-2023	7.0	400	3.920	NR(LT)
646	DANAINFRA IMTN 3.930% 27.11.2034 - Tranche No 93	VS190272	MYBVS1902721	27-Nov- 2034	15.0	870	3.930	NR(LT)
647	DANAINFRA IMTN 3.960% 07.02.2025 - Tranche No 6	VP130072	MYBVP1300724	07-Feb- 2025	12.0	300	3.960	NR(LT)
648	DANAINFRA IMTN 4.000% 08.02.2023 - Tranche No 5	VN130071	MYBVN1300711	08-Feb- 2023	10.0	400	4.000	NR(LT)
649	DANAINFRA IMTN 4.010% 23.09.2050 - Tranche No 107	VZ200201	MYBVZ2002013	23-Sep- 2050	30.0	1,200	4.010	NR(LT)
650	DANAINFRA IMTN 4.030% 01.04.2026 - Tranche No 85	VK190069	MYBVK1900698	01-Apr-2026	7.0	700	4.030	NR(LT)
651	DANAINFRA IMTN 4.040% 20.07.2027 - Tranche No 4	VS120272	MYBVS1202726	20-Jul-2027	15.0	900	4.040	NR(LT)
652	DANAINFRA IMTN 4.050% 25.11.2039 - Tranche No 94	VX190273	MYBVX1902739	25-Nov- 2039	20.0	280	4.050	NR(LT)
653	DANAINFRA IMTN 4.060% 25.05.2022 - Tranche No 61	VI170158	MYBVI1701587	25-May- 2022	5.0	750	4.060	NR(LT)
654	DANAINFRA IMTN 4.080% 18.08.2023 - Tranche No 79	VI180241	MYBVI1802419	18-Aug- 2023	5.0	700	4.080	NR(LT)
655	DANAINFRA IMTN 4.080% 30.03.2029 - Tranche No 86	VN190070	MYBVN1900700	30-Mar- 2029	10.0	400	4.080	NR(LT)
656	DANAINFRA IMTN 4.090% 20.10.2026 - Tranche No 50	VN160319	MYBVN1603197	20-Oct-2026	10.0	600	4.090	NR(LT)
657	DANAINFRA IMTN 4.100% 03.05.2023 - Tranche No 43	VK160126	MYBVK1601262	03-May- 2023	7.0	800	4.100	NR(LT)
658	DANAINFRA IMTN 4.100% 05.05.2036 - Tranche No 109	VS210164	MYBVS2101646	05-May- 2036	15.0	400	4.100	NR(LT)
659	DANAINFRA IMTN 4.120% 21.03.2022 - Tranche No 55	VI170116	MYBVI1701165	21-Mar- 2022	5.0	370	4.120	NR(LT)
660	DANAINFRA IMTN 4.150% 06.04.2022 - Tranche No 31	VK150051	MYBVK1500514	06-Apr-2022	7.0	600	4.150	NR(LT)
661	DANAINFRA IMTN 4.150% 12.02.2026 - TRANCHE 5	VK190023	MYBVK1900235	12-Feb- 2026	7.0	300	4.150	NR(LT)
662	DANAINFRA IMTN 4.170% 08.02.2028 - Tranche No 7	VS130073	MYBVS1300736	08-Feb- 2028	15.0	400	4.170	NR(LT)
663	DANAINFRA IMTN 4.170% 25.11.2044 - Tranche No 95	VZ190274	MYBVZ1902742	25-Nov- 2044	25.0	265	4.170	NR(LT)

LONG TERM CORPORATE BONDS/SUKUK OUTSTANDING AS OF 31 DECEMBER 2021								
NO	STOCK NAME	STOCK CODE	ISIN CODE	MATURITY DATE	ISSUE TENURE (Years)	O/S AMT (MYR Mil)	CPN RATE (%)	RATING
664	DANAINFRA IMTN 4.210% 31.10.2023 - Tranche No 10	VN130276	MYBVN1302766	31-Oct-2023	10.0	500	4.210	NR(LT)
665	DANAINFRA IMTN 4.230% 23.11.2035 - Tranche No 114	VR210430	MYBVR2104303	23-Nov- 2035	14.0	615	4.230	NR(LT)
666	DANAINFRA IMTN 4.270% 24.05.2024 - Tranche No 62	VK170159	MYBVK1701591	24-May- 2024	7.0	700	4.270	NR(LT)
667	DANAINFRA IMTN 4.290% 26.11.2049 - Tranche No 96	VZ190275	MYBVZ1902759	26-Nov- 2049	30.0	310	4.290	NR(LT)
668	DANAINFRA IMTN 4.290% 30.04.2026 - Tranche No 44	VN160127	MYBVN1601274	30-Apr-2026	10.0	500	4.290	NR(LT)
669	DANAINFRA IMTN 4.300% 31.03.2034 - Tranche No 87	VS190071	MYBVS1900717	31-Mar- 2034	15.0	800	4.300	NR(LT)
670	DANAINFRA IMTN 4.320% 02.05.2025 - Tranche 1	VK180151	MYBVK1801516	02-May- 2025	7.0	800	4.320	NR(LT)
671	DANAINFRA IMTN 4.320% 26.11.2025 - Tranche No 80	VK180329	MYBVK1803298	26-Nov- 2025	7.0	955	4.320	NR(LT)
672	DANAINFRA IMTN 4.330% 04.04.2025 - Tranche No 32	VN150050	MYBVN1500500	04-Apr-2025	10.0	300	4.330	NR(LT)
673	DANAINFRA IMTN 4.330% 15.11.2024 - Tranche No 68	VK170374	MYBVK1703746	15-Nov- 2024	7.0	700	4.330	NR(LT)
674	DANAINFRA IMTN 4.340% 10.11.2036	VS210396	MYBVS2103964	10-Nov- 2036	15.0	450	4.340	NR(LT)
675	DANAINFRA IMTN 4.340% 27.10.2036 - Tranche 22	VS210380	MYBVS2103808	27-Oct-2036	15.0	860	4.340	NR(LT)
676	DANAINFRA IMTN 4.350% 21.03.2024 - Tranche No 56	VK170117	MYBVK1701179	21-Mar- 2024	7.0	370	4.350	NR(LT)
677	DANAINFRA IMTN 4.360% 12.02.2029 - TRANCHE 6	VN190024	MYBVN1900247	12-Feb- 2029	10.0	700	4.360	NR(LT)
678	DANAINFRA IMTN 4.360% 24.02.2051 - Tranche 20	VZ210017	MYBVZ2100171	24-Feb- 2051	30.0	700	4.360	NR(LT)
679	DANAINFRA IMTN 4.370% 21.02.2025 - Tranche No 73	VK180070	MYBVK1800708	21-Feb- 2025	7.0	700	4.370	NR(LT)
680	DANAINFRA IMTN 4.370% 25.05.2027 - Tranche No 63	VN170160	MYBVN1701603	25-May- 2027	10.0	500	4.370	NR(LT)
681	DANAINFRA IMTN 4.380% 08.02.2033 - Tranche No 8	VX130074	MYBVX1300744	08-Feb- 2033	20.0	400	4.380	NR(LT)
682	DANAINFRA IMTN 4.410% 24.07.2024 - Tranche No 21	VN140197	MYBVN1401972	24-Jul-2024	10.0	400	4.410	NR(LT)

LONG TERM CORPORATE BONDS/SUKUK OUTSTANDING AS OF 31 DECEMBER 2021								
NO	STOCK NAME	STOCK CODE	ISIN CODE	MATURITY DATE	ISSUE TENURE (Years)	O/S AMT (MYR Mil)	CPN RATE (%)	RATING
683	DANAINFRA IMTN 4.450% 11.11.2022 - Tranche No 37	VK150253	MYBVK1502536	11-Nov- 2022	7.0	500	4.450	NR(LT)
684	DANAINFRA IMTN 4.470% 03.05.2041 - Tranche No 110	VX210165	MYBVX2101653	03-May- 2041	20.0	400	4.470	NR(LT)
685	DANAINFRA IMTN 4.470% 24.11.2028 - Tranche No 81	VN180330	MYBVN1803300	24-Nov- 2028	10.0	740	4.470	NR(LT)
686	DANAINFRA IMTN 4.480% 20.10.2031 - Tranche No 51	VS160320	MYBVS1603204	20-Oct-2031	15.0	700	4.480	NR(LT)
687	DANAINFRA IMTN 4.480% 25.11.2041 - Tranche No 115	VX210431	MYBVX2104319	25-Nov- 2041	20.0	195	4.480	NR(LT)
688	DANAINFRA IMTN 4.500% 16.11.2027 - Tranche No 69	VN170375	MYBVN1703757	16-Nov- 2027	10.0	300	4.500	NR(LT)
689	DANAINFRA IMTN 4.500% 25.10.2041 - Tranche 23	VX210381	MYBVX2103816	25-Oct-2041	20.0	270	4.500	NR(LT)
690	DANAINFRA IMTN 4.510% 08.11.2041	VX210397	MYBVX2103972	08-Nov- 2041	20.0	300	4.510	NR(LT)
691	DANAINFRA IMTN 4.530% 01.04.2037 - Tranche No 88	VV190072	MYBVV1900729	01-Apr-2037	18.0	600	4.530	NR(LT)
692	DANAINFRA IMTN 4.530% 12.11.2025 - Tranche No 38	VN150254	MYBVN1502548	12-Nov- 2025	10.0	350	4.530	NR(LT)
693	DANAINFRA IMTN 4.550% 02.05.2028 - Tranche 2	VN180152	MYBVN1801528	02-May- 2028	10.0	700	4.550	NR(LT)
694	DANAINFRA IMTN 4.550% 19.04.2024 - Tranche No 15	VN140099	MYBVN1400990	19-Apr-2024	10.0	500	4.550	NR(LT)
695	DANAINFRA IMTN 4.560% 04.05.2046 - Tranche No 111	VZ210166	MYBVZ2101666	04-May- 2046	25.0	400	4.560	NR(LT)
696	DANAINFRA IMTN 4.560% 19.03.2027 - Tranche No 57	VN170118	MYBVN1701181	19-Mar- 2027	10.0	300	4.560	NR(LT)
697	DANAINFRA IMTN 4.570% 02.05.2031 - Tranche No 45	VS160128	MYBVS1601281	02-May- 2031	15.0	700	4.570	NR(LT)
698	DANAINFRA IMTN 4.570% 25.11.2050 - Tranche No 116	VZ210432	MYBVZ2104322	25-Nov- 2050	29.0	235	4.570	NR(LT)
699	DANAINFRA IMTN 4.580% 31.10.2028 - Tranche No 11	VS130277	MYBVS1302773	31-Oct-2028	15.0	600	4.580	NR(LT)
700	DANAINFRA IMTN 4.610% 05.04.2030 - Tranche No 33	VS150049	MYBVS1500491	05-Apr-2030	15.0	300	4.610	NR(LT)
701	DANAINFRA IMTN 4.640% 05.05.2051 - Tranche No 112	VZ210167	MYBVZ2101674	05-May- 2051	30.0	500	4.640	NR(LT)

LONG TERM CORPORATE BONDS/SUKUK OUTSTANDING AS OF 31 DECEMBER 2021								
NO	STOCK NAME	STOCK CODE	ISIN CODE	MATURITY DATE	ISSUE TENURE (Years)	O/S AMT (MYR Mil)	CPN RATE (%)	RATING
702	DANAINFRA IMTN 4.650% 10.02.2034 - TRANCHE 7	VS190025	MYBVS1900253	10-Feb- 2034	15.0	500	4.650	NR(LT)
703	DANAINFRA IMTN 4.650% 20.10.2036 - Tranche No 52	VX160321	MYBVX1603212	20-Oct-2036	20.0	800	4.650	NR(LT)
704	DANAINFRA IMTN 4.670% 27.11.2029 - Tranche No 27	VS140363	MYBVS1403639	27-Nov- 2029	15.0	300	4.670	NR(LT)
705	DANAINFRA IMTN 4.700% 10.11.2051	VZ210398	MYBVZ2103985	10-Nov- 2051	30.0	450	4.700	NR(LT)
706	DANAINFRA IMTN 4.700% 27.10.2051 - Tranche 24	VZ210382	MYBVZ2103829	27-Oct-2051	30.0	370	4.700	NR(LT)
707	DANAINFRA IMTN 4.720% 01.04.2043 - Tranche No 89	VZ190073	MYBVZ1900738	01-Apr-2043	24.0	500	4.720	NR(LT)
708	DANAINFRA IMTN 4.760% 02.05.2036 - Tranche No 46	VX160129	MYBVX1601299	02-May- 2036	20.0	500	4.760	NR(LT)
709	DANAINFRA IMTN 4.760% 24.07.2029 - Tranche No 22	VS140198	MYBVS1401989	24-Jul-2029	15.0	400	4.760	NR(LT)
710	DANAINFRA IMTN 4.780% 18.10.2041 - Tranche No 53	VZ160322	MYBVZ1603225	18-Oct-2041	25.0	1,000	4.780	NR(LT)
711	DANAINFRA IMTN 4.790% 06.04.2035 - Tranche No 34	VX150048	MYBVX1500483	06-Apr-2035	20.0	300	4.790	NR(LT)
712	DANAINFRA IMTN 4.790% 27.11.2034 - Tranche No 28	VX140364	MYBVX1403647	27-Nov- 2034	20.0	500	4.790	NR(LT)
713	DANAINFRA IMTN 4.800% 25.11.2033 - Tranche No 82	VS180331	MYBVS1803317	25-Nov- 2033	15.0	270	4.800	NR(LT)
714	DANAINFRA IMTN 4.800% 31.10.2033 - Tranche No 12	VX130278	MYBVX1302781	31-Oct-2033	20.0	900	4.800	NR(LT)
715	DANAINFRA IMTN 4.820% 01.04.2048 - Tranche No 90	VZ190074	MYBVZ1900746	01-Apr-2048	29.0	800	4.820	NR(LT)
716	DANAINFRA IMTN 4.820% 12.11.2030 - Tranche No 39	VS150255	MYBVS1502554	12-Nov- 2030	15.0	250	4.820	NR(LT)
717	DANAINFRA IMTN 4.840% 11.02.2039 - TRANCHE 8	VX190026	MYBVX1900261	11-Feb- 2039	20.0	300	4.840	NR(LT)
718	DANAINFRA IMTN 4.850% 03.05.2041 - Tranche No 47	VZ160130	MYBVZ1601302	03-May- 2041	25.0	1,000	4.850	NR(LT)
719	DANAINFRA IMTN 4.890% 25.05.2032 - Tranche No 64	VS170161	MYBVS1701610	25-May- 2032	15.0	700	4.890	NR(LT)
720	DANAINFRA IMTN 4.900% 16.11.2032 - Tranche No 70	VS170376	MYBVS1703764	16-Nov- 2032	15.0	500	4.900	NR(LT)

LONG TERM CORPORATE BONDS/SUKUK OUTSTANDING AS OF 31 DECEMBER 2021								
NO	STOCK NAME	STOCK CODE	ISIN CODE	MATURITY DATE	ISSUE TENURE (Years)	O/S AMT (MYR Mil)	CPN RATE (%)	RATING
721	DANAINFRA IMTN 4.900% 21.02.2033 - Tranche No 74	VS180071	MYBVS1800719	21-Feb- 2033	15.0	300	4.900	NR(LT)
722	DANAINFRA IMTN 4.900% 29.04.2033 - Tranche 3	VS180153	MYBVS1801535	29-Apr-2033	15.0	700	4.900	NR(LT)
723	DANAINFRA IMTN 4.910% 12.11.2035 - Tranche No 40	VX150256	MYBVX1502562	12-Nov- 2035	20.0	400	4.910	NR(LT)
724	DANAINFRA IMTN 4.930% 24.07.2034 - Tranche No 23	VX140199	MYBVX1401997	24-Jul-2034	20.0	500	4.930	NR(LT)
725	DANAINFRA IMTN 4.950% 06.04.2040 - Tranche No 35	VZ150047	MYBVZ1500470	06-Apr-2040	25.0	1,000	4.950	NR(LT)
726	DANAINFRA IMTN 4.950% 19.03.2032 - Tranche No 58	VS170119	MYBVS1701198	19-Mar- 2032	15.0	1,065	4.950	NR(LT)
727	DANAINFRA IMTN 4.950% 19.10.2046 - Tranche No 54	VZ160323	MYBVZ1603233	19-Oct-2046	30.0	1,000	4.950	NR(LT)
728	DANAINFRA IMTN 4.960% 12.02.2044 - TRANCHE 9	VZ190027	MYBVZ1900274	12-Feb- 2044	25.0	200	4.960	NR(LT)
729	DANAINFRA IMTN 4.980% 25.11.2039 - Tranche No 29	VZ140365	MYBVZ1403659	25-Nov- 2039	25.0	400	4.980	NR(LT)
730	DANAINFRA IMTN 5.000% 26.11.2038 - Tranche No 83	VX180332	MYBVX1803325	26-Nov- 2038	20.0	520	5.000	NR(LT)
731	DANAINFRA IMTN 5.020% 03.05.2046 - Tranche No 48	VZ160131	MYBVZ1601310	03-May- 2046	30.0	1,000	5.020	NR(LT)
732	DANAINFRA IMTN 5.030% 20.04.2029 - Tranche No 16	VS140100	MYBVS1401005	20-Apr-2029	15.0	200	5.030	NR(LT)
733	DANAINFRA IMTN 5.040% 12.11.2040 - Tranche No 41	VZ150257	MYBVZ1502575	12-Nov- 2040	25.0	800	5.040	NR(LT)
734	DANAINFRA IMTN 5.05% 06.04.2045 - Tranche No 36	VZ150046	MYBVZ1500462	06-Apr-2045	30.0	1,000	5.050	NR(LT)
735	DANAINFRA IMTN 5.060% 12.02.2049 - TRANCHE 10	VZ190028	MYBVZ1900282	12-Feb- 2049	30.0	1,000	5.060	NR(LT)
736	DANAINFRA IMTN 5.080% 30.04.2038 - Tranche 4	VX180154	MYBVX1801543	30-Apr-2038	20.0	300	5.080	NR(LT)
737	DANAINFRA IMTN 5.100% 21.03.2042 - Tranche No 59	VZ170120	MYBVZ1701201	21-Mar- 2042	25.0	285	5.100	NR(LT)
738	DANAINFRA IMTN 5.100% 25.05.2037 - Tranche No 65	VX170162	MYBVX1701628	25-May- 2037	20.0	350	5.100	NR(LT)
739	DANAINFRA IMTN 5.100% 29.10.2038 - Tranche No 13	VZ130279	MYBVZ1302794	29-Oct-2038	25.0	300	5.100	NR(LT)



LONG TERM CORPORATE BONDS/SUKUK OUTSTANDING AS OF 31 DECEMBER 2021								
NO	STOCK NAME	STOCK CODE	ISIN CODE	MATURITY DATE	ISSUE TENURE (Years)	O/S AMT (MYR Mil)	CPN RATE (%)	RATING
740	DANAINFRA IMTN 5.110% 19.02.2038 - Tranche No 75	VX180072	MYBVX1800727	19-Feb-2038	20.0	1,500	5.110	NR(LT)
741	DANAINFRA IMTN 5.140% 22.07.2039 - Tranche No 24	VZ140200	MYBVZ1402008	22-Jul-2039	25.0	400	5.140	NR(LT)
742	DANAINFRA IMTN 5.150% 10.11.2045 - Tranche No 42	VZ150258	MYBVZ1502583	10-Nov-2045	30.0	800	5.150	NR(LT)
743	DANAINFRA IMTN 5.160% 25.11.2044 - Tranche No 30	VZ140366	MYBVZ1403667	25-Nov-2044	30.0	500	5.160	NR(LT)
744	DANAINFRA IMTN 5.170% 26.11.2048 - Tranche No 84	VZ180333	MYBVZ1803338	26-Nov-2048	30.0	755	5.170	NR(LT)
745	DANAINFRA IMTN 5.180% 21.03.2047 - Tranche No 60	VZ170121	MYBVZ1701219	21-Mar-2047	30.0	290	5.180	NR(LT)
746	DANAINFRA IMTN 5.200% 23.05.2042 - Tranche No 66	VZ170163	MYBVZ1701631	23-May-2042	25.0	780	5.200	NR(LT)
747	DANAINFRA IMTN 5.220% 14.11.2042 - Tranche No 71	VZ170377	MYBVZ1703777	14-Nov-2042	25.0	600	5.220	NR(LT)
748	DANAINFRA IMTN 5.240% 20.02.2043 - Tranche No 76	VZ180073	MYBVZ1800730	20-Feb-2043	25.0	1,000	5.240	NR(LT)
749	DANAINFRA IMTN 5.250% 21.04.2034 - Tranche No 17	VX140101	MYBVX1401013	21-Apr-2034	20.0	300	5.250	NR(LT)
750	DANAINFRA IMTN 5.250% 24.05.2047 - Tranche No 67	VZ170164	MYBVZ1701649	24-May-2047	30.0	720	5.250	NR(LT)
751	DANAINFRA IMTN 5.290% 22.07.2044 - Tranche No 25	VZ140201	MYBVZ1402016	22-Jul-2044	30.0	500	5.290	NR(LT)
752	DANAINFRA IMTN 5.350% 15.11.2047 - Tranche No 72	VZ170378	MYBVZ1703785	15-Nov-2047	30.0	900	5.350	NR(LT)
753	DANAINFRA IMTN 5.360% 21.02.2048 - Tranche No 77	VZ180074	MYBVZ1800748	21-Feb-2048	30.0	500	5.360	NR(LT)
754	DANAINFRA IMTN 5.380% 21.04.2039 - Tranche No 18	VZ140102	MYBVZ1401026	21-Apr-2039	25.0	700	5.380	NR(LT)
755	DANAINFRA IMTN 5.510% 21.04.2044 - Tranche No 19	VZ140103	MYBVZ1401034	21-Apr-2044	30.0	400	5.510	NR(LT)
756	DANAJAMIN IMTN 4.800% 06.10.2027	VN170286	MYBVN1702866	06-Oct-2027	10.0	500	4.800	AA1
757	DANGA IMTN 2.320% 25.01.2024 - Tranche 10	VG210001	MYBVG2100015	25-Jan-2024	3.0	500	2.320	AAA (S)
758	DANGA IMTN 2.960% 25.01.2028 - Tranche 11	VK210002	MYBVK2100025	25-Jan-2028	7.0	1,500	2.960	AAA (S)

LONG TERM CORPORATE BONDS/SUKUK OUTSTANDING AS OF 31 DECEMBER 2021								
NO	STOCK NAME	STOCK CODE	ISIN CODE	MATURITY DATE	ISSUE TENURE (Years)	O/S AMT (MYR Mil)	CPN RATE (%)	RATING
759	DANGA IMTN 4.520% 06.09.2027 - Tranche 7	VN170245	MYBVN1702452	06-Sep-2027	10.0	1,500	4.520	AAA (S)
760	DANGA IMTN 4.600% 23.02.2026 - Tranche 6	VN160022	MYBVN1600227	23-Feb-2026	10.0	1,500	4.600	AAA (S)
761	DANGA IMTN 4.880% 29.01.2030 - Tranche 4	VS150002	MYBVS1500020	29-Jan-2030	15.0	1,500	4.880	AAA (S)
762	DANGA IMTN 4.940% 26.01.2033 - Tranche 8	VS180037	MYBVS1800370	26-Jan-2033	15.0	1,500	4.940	AAA (S)
763	DANGA IMTN 5.020% 21.09.2033 - Tranche 9	VT180093	MYBVT1800931	21-Sep-2033	15.5	2,000	5.020	AAA (S)
764	DANUM IMTN 2.120% 10.03.2022 - Tranche 10	VE210022	MYBVE2100226	10-Mar-2022	1.0	400	2.120	AAA (S)
765	DANUM IMTN 2.240% 22.04.2022 - Tranche 11	VE210148	MYBVE2101489	22-Apr-2022	1.0	500	2.240	AAA (S)
766	DANUM IMTN 2.970% 13.05.2025 - Tranche 7	VI200068	MYBVI2000682	13-May-2025	5.0	500	2.970	AAA (S)
767	DANUM IMTN 3.070% 21.02.2025 - Tranche 4	VI200010	MYBVI2000104	21-Feb-2025	5.0	500	3.070	AAA (S)
768	DANUM IMTN 3.140% 13.05.2027 - Tranche 8	VK200069	MYBVK2000696	13-May-2027	7.0	500	3.140	AAA (S)
769	DANUM IMTN 3.290% 13.05.2030 - Tranche 9	VN200070	MYBVN2000708	13-May-2030	10.0	1,000	3.290	AAA (S)
770	DANUM IMTN 3.420% 21.02.2035 - Tranche 5	VS200011	MYBVS2000111	21-Feb-2035	15.0	1,500	3.420	AAA (S)
771	DANUM IMTN 3.960% 09.05.2023 - Tranche 3	VH190095	MYBVH1900959	09-May-2023	4.0	2,000	3.960	AAA (S)
772	DANUM IMTN 4.300% 13.02.2026 - Tranche 1	VK190031	MYBVK1900318	13-Feb-2026	7.0	500	4.300	AAA (S)
773	DANUM IMTN 4.680% 14.02.2034 - Tranche 2	VS190032	MYBVS1900329	14-Feb-2034	15.0	1,000	4.680	AAA (S)
774	DEHB IMTN Floating Rate 14.11.2025	VJ190243	MYBVJ1902431	14-Nov-2025	6.0	77	4.990	NR(LT)
775	DEHB IMTN Floating Rate 14.11.2025	VJ190249	MYBVJ1902498	14-Nov-2025	6.0	39	3.740	NR(LT)
776	DEHB IMTN Floating Rate 15.11.2022	VG190240	MYBVG1902403	15-Nov-2022	3.0	55	4.870	NR(LT)
777	DEHB IMTN Floating Rate 15.11.2022	VG190246	MYBVG1902460	15-Nov-2022	3.0	27	3.620	NR(LT)

LONG TERM CORPORATE BONDS/SUKUK OUTSTANDING AS OF 31 DECEMBER 2021								
NO	STOCK NAME	STOCK CODE	ISIN CODE	MATURITY DATE	ISSUE TENURE (Years)	O/S AMT (MYR Mil)	CPN RATE (%)	RATING
778	DEHB IMTN Floating Rate 15.11.2023	VH190241	MYBVH1902419	15-Nov-2023	4.0	82	4.920	NR(LT)
779	DEHB IMTN Floating Rate 15.11.2023	VH190247	MYBVH1902476	15-Nov-2023	4.0	41	3.670	NR(LT)
780	DEHB IMTN Floating Rate 15.11.2024	VI190242	MYBVI1902425	15-Nov-2024	5.0	82	4.970	NR(LT)
781	DEHB IMTN Floating Rate 15.11.2024	VI190248	MYBVI1902482	15-Nov-2024	5.0	41	3.720	NR(LT)
782	DGSB MTN 2521D 17.7.2026	UK190281	MYBUK1902811	17-Jul-2026	6.9	109	3.610	NR(LT)
783	DGSB MTN 2555D 17.7.2026	UK190252	MYBUK1902522	17-Jul-2026	7.0	185	3.610	NR(LT)
784	DHSB IMTN Series 1 6.200% 21.12.2028	VN180371	MYBVN1803714	21-Dec-2028	10.0	15	6.200	AA3
785	DHSB IMTN Series 10 6.650% 21.06.2033	VS180380	MYBVS1803804	21-Jun-2033	14.5	20	6.650	AA3
786	DHSB IMTN Series 2 6.250% 21.06.2029	VO180372	MYBVO1803720	21-Jun-2029	10.5	15	6.250	AA3
787	DHSB IMTN Series 3 6.300% 21.12.2029	VO180373	MYBVO1803738	21-Dec-2029	11.0	20	6.300	AA3
788	DHSB IMTN Series 4 6.350% 21.06.2030	VP180374	MYBVP1803743	21-Jun-2030	11.5	15	6.350	AA3
789	DHSB IMTN Series 5 6.400% 20.12.2030	VP180375	MYBVP1803750	20-Dec-2030	12.0	15	6.400	AA3
790	DHSB IMTN Series 6 6.450% 20.06.2031	VQ180376	MYBVQ1803766	20-Jun-2031	12.5	20	6.450	AA3
791	DHSB IMTN Series 7 6.500% 19.12.2031	VQ180377	MYBVQ1803774	19-Dec-2031	13.0	15	6.500	AA3
792	DHSB IMTN Series 8 6.550% 21.06.2032	VR180378	MYBVR1803780	21-Jun-2032	13.5	15	6.550	AA3
793	DHSB IMTN Series 9 6.600% 21.12.2032	VR180379	MYBVR1803798	21-Dec-2032	14.0	15	6.600	AA3
794	DIALOG PERPETUAL SUKUK WAKALAH TRANCHE NO. 1	VZ200313	MYBVZ2003136	15-Nov-2120	100.1	500	4.150	A1
795	DIGI IMTN 3.50% 18.09.2026 - Tranche No 4	VK190183	MYBVK1901837	18-Sep-2026	7.0	450	3.500	AAA
796	DIGI IMTN 3.60% 20.09.2029 - Tranche No 5	VN190184	MYBVN1901849	20-Sep-2029	10.0	450	3.600	AAA

LONG TERM CORPORATE BONDS/SUKUK OUTSTANDING AS OF 31 DECEMBER 2021								
NO	STOCK NAME	STOCK CODE	ISIN CODE	MATURITY DATE	ISSUE TENURE (Years)	O/S AMT (MYR Mil)	CPN RATE (%)	RATING
797	DIGI IMTN 4.380% 14.04.2022 - Tranche No 1	VI170141	MYBVI1701413	14-Apr-2022	5.0	300	4.380	AAA
798	DIGI IMTN 4.530% 12.04.2024 - Tranche No 2	VK170142	MYBVK1701427	12-Apr-2024	7.0	300	4.530	AAA
799	DIGI IMTN 4.650% 14.04.2027 - Tranche No 3	VN170143	MYBVN1701439	14-Apr-2027	10.0	300	4.650	AAA
800	DRB-HICOM IMTN 4.150% 12.12.2022	VG190288	MYBVG1902882	12-Dec-2022	3.0	250	4.150	A+ IS
801	DRB-HICOM IMTN 4.430% 29.08.2025	VI200183	MYBVI2001839	29-Aug-2025	5.0	150	4.430	A+ IS
802	DRB-HICOM IMTN 4.550% 12.12.2024	VI190287	MYBVI1902870	12-Dec-2024	5.0	300	4.550	A+ IS
803	DRB-HICOM IMTN 4.850% 04.08.2028	VK210312	MYBVK2103128	04-Aug-2028	7.0	230	4.850	A+ IS
804	DRB-HICOM IMTN 4.850% 11.12.2026	VK190286	MYBVK1902868	11-Dec-2026	7.0	250	4.850	A+ IS
805	DRB-HICOM IMTN 5.050% 06.08.2031	VN210313	MYBVN2103130	06-Aug-2031	10.0	160	5.050	A+ IS
806	DRB-HICOM IMTN 5.080% 30.08.2030	VN200184	MYBVN2001847	30-Aug-2030	10.0	250	5.080	A+ IS
807	DRB-HICOM IMTN 5.100% 12.12.2029	VN190285	MYBVN1902854	12-Dec-2029	10.0	700	5.100	A+ IS
808	DURC MTN 1095D 16.2.2024 Tranche 3 Series 2	UG210041	MYBUG2100413	16-Feb-2024	3.0	1	3.400	NR(LT)
809	DURC MTN 1096D 16.5.2022 Tranche 1 Series 3	UG190189	MYBUG1901894	16-May-2022	3.0	5	3.220	NR(LT)
810	DURC MTN 1096D 16.8.2022 Tranche 2 Series 1	UG190275	MYBUG1902751	16-Aug-2022	3.0	1	3.240	NR(LT)
811	DURC MTN 1459D 14.2.2025 Tranche 3 Series 3	UH210040	MYBUH2100403	14-Feb-2025	4.0	2	3.400	NR(LT)
812	DURC MTN 1461D 16.5.2023 Tranche 1 Series 4	UH190188	MYBUH1901884	16-May-2023	4.0	5	3.220	NR(LT)
813	DURC MTN 1461D 16.8.2023 Tranche 2 Series 2	UH190280	MYBUH1902809	16-Aug-2023	4.0	2	3.240	NR(LT)
814	DURC MTN 1826D 16.2.2026 Tranche 3 Series 4	UI210039	MYBUI2100393	16-Feb-2026	5.0	4	3.400	NR(LT)
815	DURC MTN 1827D 16.5.2024 Tranche 1 Series 5	UI190187	MYBUI1901874	16-May-2024	5.0	5	3.220	NR(LT)

LONG TERM CORPORATE BONDS/SUKUK OUTSTANDING AS OF 31 DECEMBER 2021								
NO	STOCK NAME	STOCK CODE	ISIN CODE	MATURITY DATE	ISSUE TENURE (Years)	O/S AMT (MYR Mil)	CPN RATE (%)	RATING
816	DURC MTN 1827D 16.8.2024 Tranche 2 Series 3	UI190279	MYBUI1902799	16-Aug- 2024	5.0	2	3.240	NR(LT)
817	DURC MTN 2191D 15.8.2025 Tranche 2 Series 4	UJ190278	MYBUJ1902789	15-Aug- 2025	6.0	4	3.240	NR(LT)
818	DURC MTN 2191D 16.2.2027 Tranche 3 Series 5	UJ210038	MYBUJ2100383	16-Feb- 2027	6.0	4	3.400	NR(LT)
819	DURC MTN 2192D 16.5.2025 Tranche 1 Series 6	UJ190186	MYBUJ1901864	16-May- 2025	6.0	10	3.220	NR(LT)
820	DURC MTN 2555D 14.8.2026 Tranche 2 Series 5	UK190277	MYBUK1902779	14-Aug- 2026	7.0	6	3.240	NR(LT)
821	DURC MTN 2556D 15.5.2026 Tranche 1 Series 7	UK190185	MYBUK1901854	15-May- 2026	7.0	10	3.220	NR(LT)
822	DURC MTN 2556D 16.2.2028 Tranche 3 Series 6	UK210037	MYBUK2100373	16-Feb- 2028	7.0	6	3.400	NR(LT)
823	DURC MTN 2920D 14.5.2027 Tranche 1 Series 8	UL190184	MYBUL1901845	14-May- 2027	8.0	20	3.220	NR(LT)
824	DURC MTN 2922D 16.2.2029 Tranche 3 Series 7	UL210036	MYBUL2100363	16-Feb- 2029	8.0	6	3.400	NR(LT)
825	DURC MTN 2922D 16.8.2027 Tranche 2 Series 6	UL190276	MYBUL1902769	16-Aug- 2027	8.0	8	3.240	NR(LT)
826	DURC MTN 3227D 16.8.2028 Tranche 2 Series 7	UM190338	MYBUM1903385	16-Aug- 2028	8.8	10	3.240	NR(LT)
827	DURC MTN 3258D 15.2.2030 Tranche 3 Series 8a	UM210103	MYBUM2101039	15-Feb- 2030	8.9	7	3.400	NR(LT)
828	DURC MTN 3286D 15.2.2030 Tranche 3 Series 8	UM210035	MYBUM2100353	15-Feb- 2030	9.0	1	3.400	NR(LT)
829	DURC MTN 3288D 16.5.2028 Tranche 1 Series 9	UM190183	MYBUM1901835	16-May- 2028	9.0	20	3.220	NR(LT)
830	DURC MTN 3592D 16.8.2029 Tranche 2 Series 8	UN190337	MYBUN1903375	16-Aug- 2029	9.8	10	3.240	NR(LT)
831	DURC MTN 3622D 14.2.2031 Tranche 3 Series 9	UN210102	MYBUN2101029	14-Feb- 2031	9.9	8	3.400	NR(LT)
832	DURC MTN 3653D 16.5.2029 Tranche 1 Series 10	UN190182	MYBUN1901825	16-May- 2029	10.0	20	3.220	NR(LT)
833	DURC MTN 3896D 16.8.2030 Tranche 2 Series 9	UO190378	MYBUO1903787	16-Aug- 2030	10.7	10	3.240	NR(LT)
834	DURC MTN 3927D 16.2.2032 Tranche 3 Series 10a	UO210186	MYBUO2101860	16-Feb- 2032	10.8	4	3.400	NR(LT)

LONG TERM CORPORATE BONDS/SUKUK OUTSTANDING AS OF 31 DECEMBER 2021								
NO	STOCK NAME	STOCK CODE	ISIN CODE	MATURITY DATE	ISSUE TENURE (Years)	O/S AMT (MYR Mil)	CPN RATE (%)	RATING
835	DURC MTN 3989D 16.2.2032 Tranche 3 Series 10	UO210101	MYBUO2101019	16-Feb-2032	10.9	7	3.400	NR(LT)
836	DURC MTN 4018D 16.5.2030 Tranche 1 Series 11	UO190181	MYBUO1901815	16-May-2030	11.0	40	3.220	NR(LT)
837	DURC MTN 4260D 15.8.2031 Tranche 2 Series 10	UP190379	MYBUP1903792	15-Aug-2031	11.7	10	3.240	NR(LT)
838	DURC MTN 4293D 16.2.2033 Tranche 3 Series 11	UP210185	MYBUP2101859	16-Feb-2033	11.8	10	3.400	NR(LT)
839	DURC MTN 4383D 16.5.2031 Tranche 1 Series 12	UP190180	MYBUP1901804	16-May-2031	12.0	40	3.220	NR(LT)
840	DURC MTN 4536D 16.8.2032 Tranche 2 Series 11	UQ200074	MYBUQ2000745	16-Aug-2032	12.4	10	3.240	NR(LT)
841	DURC MTN 4658D 16.2.2034 Tranche 3 Series 12	UQ210184	MYBUQ2101840	16-Feb-2034	12.8	10	3.400	NR(LT)
842	DURC MTN 4747D 14.5.2032 Tranche 1 Series 13	UQ190179	MYBUQ1901794	14-May-2032	13.0	50	3.220	NR(LT)
843	DURC MTN 4900D 16.2.2035 Tranche 3 Series 13a	UR210312	MYBUR2103125	16-Feb-2035	13.4	25	3.400	NR(LT)
844	DURC MTN 4901D 16.8.2033 Tranche 2 Series 12	UR200073	MYBUR2000735	16-Aug-2033	13.4	10	3.240	NR(LT)
845	DURC MTN 4958D 16.8.2034 Tranche 2 Series 13d	UR210002	MYBUR2100022	16-Aug-2034	13.6	20	3.240	NR(LT)
846	DURC MTN 5021D 16.8.2034 Tranche 2 Series 13c	UR200270	MYBUR2002707	16-Aug-2034	13.8	25	3.240	NR(LT)
847	DURC MTN 5023D 16.2.2035 Tranche 3 Series 13	UR210183	MYBUR2101830	16-Feb-2035	13.8	2	3.400	NR(LT)
848	DURC MTN 5052D 16.8.2034 Tranche 2 Series 13b	UR200243	MYBUR2002434	16-Aug-2034	13.8	25	3.240	NR(LT)
849	DURC MTN 5114D 16.5.2033 Tranche 1 Series 14	UR190178	MYBUR1901784	16-May-2033	14.0	50	3.220	NR(LT)
850	DURC MTN 5174D 16.8.2034 Tranche 2 Series 13a	US200138	MYBUS2001384	16-Aug-2034	14.2	25	3.240	NR(LT)
851	DURC MTN 5266D 16.8.2034 Tranche 2 Series 13	US200075	MYBUS2000758	16-Aug-2034	14.4	5	3.240	NR(LT)
852	DURC MTN 5479D 16.5.2034 Tranche 1 Series 15	US190177	MYBUS1901774	16-May-2034	15.0	322	3.220	NR(LT)
853	DURC MTN 730D 16.2.2023 Tranche 3 Series 1	UF210042	MYBUF2100423	16-Feb-2023	2.0	1	3.400	NR(LT)

LONG TERM CORPORATE BONDS/SUKUK OUTSTANDING AS OF 31 DECEMBER 2021								
NO	STOCK NAME	STOCK CODE	ISIN CODE	MATURITY DATE	ISSUE TENURE (Years)	O/S AMT (MYR Mil)	CPN RATE (%)	RATING
854	ECO BOTANIC MTN 1550D 23.3.2023 TRANCHE 2 SERIES 1	UI180249	MYBUI1802494	23-Mar-2023	4.2	20	6.570	NR(LT)
855	ECO BOTANIC MTN 1826D 23.3.2023 S2 (DANAJAMIN GTD)	UI180043	MYBUI1800431	23-Mar-2023	5.0	50	5.070	NR(LT)
856	ECO BOTANIC MTN 21.3.2025 T2 S1 (DANAJAMIN GTD)	UK180248	MYBUK1802482	21-Mar-2025	6.2	20	5.400	NR(LT)
857	ECO CAPITAL MTN 6.10% 13.8.2024	UI190267	MYBUI1902674	13-Aug-2024	5.0	250	6.100	NR(LT)
858	ECO CAPITAL MTN 6.50% 12.08.2022	UI170117	MYBUI1701175	12-Aug-2022	5.0	250	6.500	NR(LT)
859	EDARAN SWM IMTN 6.00% 3.10.2025 - Series 2 T15	VM160310	MYBVM1603108	03-Oct-2025	9.0	38	6.000	AA3
860	EDARAN SWM IMTN 6.00% 3.4.2026 - Series 2 T16	VN160311	MYBVN1603114	03-Apr-2026	9.5	38	6.000	AA3
861	EDARAN SWM IMTN 6.00% 4.4.2025 - Series 2 T14	VM160309	MYBVM1603090	04-Apr-2025	8.5	38	6.000	AA3
862	EDARAN SWM IMTN 6.00% 5.10.2026 - Series 2 T17	VN160312	MYBVN1603122	05-Oct-2026	10.0	38	6.000	AA3
863	EDARAN SWM IMTN 6.00% 5.10.2027 - Series 2 T19	VO160314	MYBVO1603146	05-Oct-2027	11.0	38	6.000	AA3
864	EDARAN SWM IMTN 6.00% 5.4.2027 - Series 2 T18	VO160313	MYBVO1603138	05-Apr-2027	10.5	38	6.000	AA3
865	EDARAN SWM IMTN 6.00% 5.4.2028 - Series 2 T20	VP160315	MYBVP1603150	05-Apr-2028	11.5	35	6.000	AA3
866	EDARAN SWM IMTN 6.000% 05.04.2028 - Series 3 T22	VN180364	MYBVN1803649	05-Apr-2028	9.3	2	6.000	AA3
867	EDARAN SWM IMTN 6.000% 05.10.2028 - Series 3 T23	VN180365	MYBVN1803656	05-Oct-2028	9.8	22	6.000	AA3
868	EDARAN SWM IMTN ECOF+1.5% 5.10.2022 - Series 1 T11	VJ160306	MYBVJ1603062	05-Oct-2022	6.0	38	4.090	AA3
869	EDARAN SWM IMTN ECOF+1.5% 5.4.2022 - Series 1 T10	VJ160305	MYBVJ1603054	05-Apr-2022	5.5	38	4.090	AA3
870	EDARAN SWM IMTN ECOF+1.5% 5.4.2023 - Series 1 T12	VK160307	MYBVK1603078	05-Apr-2023	6.5	19	4.090	AA3
871	EDRA ENERGY IMTN 5.610% 05.01.2022 - Tranche No 1	VH180002	MYBVH1800027	05-Jan-2022	4.0	120	5.610	AA3
872	EDRA ENERGY IMTN 5.640% 05.07.2022 - Tranche No 2	VI180003	MYBVI1800033	05-Jul-2022	4.5	95	5.640	AA3

LONG TERM CORPORATE BONDS/SUKUK OUTSTANDING AS OF 31 DECEMBER 2021								
NO	STOCK NAME	STOCK CODE	ISIN CODE	MATURITY DATE	ISSUE TENURE (Years)	O/S AMT (MYR Mil)	CPN RATE (%)	RATING
873	EDRA ENERGY IMTN 5.670% 05.01.2023 - Tranche No 3	VI180004	MYBVI1800041	05-Jan-2023	5.0	70	5.670	AA3
874	EDRA ENERGY IMTN 5.700% 05.07.2023 - Tranche No 4	VJ180005	MYBVJ1800056	05-Jul-2023	5.5	110	5.700	AA3
875	EDRA ENERGY IMTN 5.730% 05.01.2024 - Tranche No 5	VJ180006	MYBVJ1800064	05-Jan-2024	6.0	70	5.730	AA3
876	EDRA ENERGY IMTN 5.760% 05.07.2024 - Tranche No 6	VK180007	MYBVK1800070	05-Jul-2024	6.5	120	5.760	AA3
877	EDRA ENERGY IMTN 5.790% 03.01.2025 - Tranche No 7	VK180008	MYBVK1800088	03-Jan-2025	7.0	115	5.790	AA3
878	EDRA ENERGY IMTN 5.820% 04.07.2025 - Tranche No 8	VL180009	MYBVL1800094	04-Jul-2025	7.5	195	5.820	AA3
879	EDRA ENERGY IMTN 5.850% 05.01.2026 - Tranche No 9	VL180010	MYBVL1800102	05-Jan-2026	8.0	165	5.850	AA3
880	EDRA ENERGY IMTN 5.880% 03.07.2026 - Tranche No 10	VM180011	MYBVM1800118	03-Jul-2026	8.5	200	5.880	AA3
881	EDRA ENERGY IMTN 5.910% 05.01.2027 - Tranche No 11	VM180012	MYBVM1800126	05-Jan-2027	9.0	155	5.910	AA3
882	EDRA ENERGY IMTN 5.940% 05.07.2027 - Tranche No 12	VN180013	MYBVN1800132	05-Jul-2027	9.5	190	5.940	AA3
883	EDRA ENERGY IMTN 5.970% 05.01.2028 - Tranche No 13	VN180014	MYBVN1800140	05-Jan-2028	10.0	150	5.970	AA3
884	EDRA ENERGY IMTN 6.000% 05.07.2028 - Tranche No 14	VO180015	MYBVO1800155	05-Jul-2028	10.5	160	6.000	AA3
885	EDRA ENERGY IMTN 6.030% 05.01.2029 - Tranche No 15	VO180016	MYBVO1800163	05-Jan-2029	11.0	120	6.030	AA3
886	EDRA ENERGY IMTN 6.060% 05.07.2029 - Tranche No 16	VP180017	MYBVP1800178	05-Jul-2029	11.5	175	6.060	AA3
887	EDRA ENERGY IMTN 6.090% 04.01.2030 - Tranche No 17	VP180018	MYBVP1800186	04-Jan-2030	12.0	150	6.090	AA3
888	EDRA ENERGY IMTN 6.120% 05.07.2030 - Tranche No 18	VQ180019	MYBVQ1800192	05-Jul-2030	12.5	205	6.120	AA3
889	EDRA ENERGY IMTN 6.150% 03.01.2031 - Tranche No 19	VQ180020	MYBVQ1800200	03-Jan-2031	13.0	150	6.150	AA3
890	EDRA ENERGY IMTN 6.190% 04.07.2031 - Tranche No 20	VR180021	MYBVR1800216	04-Jul-2031	13.5	210	6.190	AA3
891	EDRA ENERGY IMTN 6.230% 05.01.2032 - Tranche No 21	VR180022	MYBVR1800224	05-Jan-2032	14.0	165	6.230	AA3



LONG TERM CORPORATE BONDS/SUKUK OUTSTANDING AS OF 31 DECEMBER 2021								
NO	STOCK NAME	STOCK CODE	ISIN CODE	MATURITY DATE	ISSUE TENURE (Years)	O/S AMT (MYR Mil)	CPN RATE (%)	RATING
892	EDRA ENERGY IMTN 6.270% 05.07.2032 - Tranche No 22	VS180023	MYBVS1800230	05-Jul-2032	14.5	215	6.270	AA3
893	EDRA ENERGY IMTN 6.310% 05.01.2033 - Tranche No 23	VS180024	MYBVS1800248	05-Jan-2033	15.0	175	6.310	AA3
894	EDRA ENERGY IMTN 6.350% 05.07.2033 - Tranche No 24	VT180025	MYBVT1800253	05-Jul-2033	15.5	215	6.350	AA3
895	EDRA ENERGY IMTN 6.390% 05.01.2034 - Tranche No 25	VT180026	MYBVT1800261	05-Jan-2034	16.0	175	6.390	AA3
896	EDRA ENERGY IMTN 6.430% 05.07.2034 - Tranche No 26	VU180027	MYBVU1800277	05-Jul-2034	16.5	235	6.430	AA3
897	EDRA ENERGY IMTN 6.470% 05.01.2035 - Tranche No 27	VU180028	MYBVU1800285	05-Jan-2035	17.0	185	6.470	AA3
898	EDRA ENERGY IMTN 6.510% 05.07.2035 - Tranche No 28	VV180029	MYBVV1800291	05-Jul-2035	17.5	180	6.510	AA3
899	EDRA ENERGY IMTN 6.550% 04.01.2036 - Tranche No 29	VV180030	MYBVV1800309	04-Jan-2036	18.0	90	6.550	AA3
900	EDRA ENERGY IMTN 6.590% 04.07.2036 - Tranche No 30	VW180031	MYBVW1800315	04-Jul-2036	18.5	135	6.590	AA3
901	EDRA ENERGY IMTN 6.630% 05.01.2037 - Tranche No 31	VW180032	MYBVW1800323	05-Jan-2037	19.0	90	6.630	AA3
902	EDRA ENERGY IMTN 6.670% 03.07.2037 - Tranche No 32	VX180033	MYBVX1800339	03-Jul-2037	19.5	160	6.670	AA3
903	EDRA ENERGY IMTN 6.710% 05.01.2038 - Tranche No 33	VX180034	MYBVX1800347	05-Jan-2038	20.0	140	6.710	AA3
904	EKVE IMTN 5.250% 29.01.2026	VN160015	MYBVN1600151	29-Jan-2026	10.0	50	5.250	AAA (BG)
905	EKVE IMTN 5.350% 29.01.2027	VO160014	MYBVO1600142	29-Jan-2027	11.0	50	5.350	AAA (BG)
906	EKVE IMTN 5.450% 28.01.2028	VP160013	MYBVP1600131	28-Jan-2028	12.0	50	5.450	AAA (BG)
907	EKVE IMTN 5.550% 29.01.2029	VQ160012	MYBVQ1600121	29-Jan-2029	13.0	75	5.550	AAA (BG)
908	EKVE IMTN 5.650% 29.01.2030	VR160011	MYBVR1600111	29-Jan-2030	14.0	75	5.650	AAA (BG)
909	EKVE IMTN 5.750% 29.01.2031	VS160010	MYBVS1600101	29-Jan-2031	15.0	100	5.750	AAA (BG)
910	EKVE IMTN 5.850% 29.01.2032	VT160009	MYBVT1600091	29-Jan-2032	16.0	100	5.850	AAA (BG)

LONG TERM CORPORATE BONDS/SUKUK OUTSTANDING AS OF 31 DECEMBER 2021								
NO	STOCK NAME	STOCK CODE	ISIN CODE	MATURITY DATE	ISSUE TENURE (Years)	O/S AMT (MYR Mil)	CPN RATE (%)	RATING
911	EKVE IMTN 5.950% 28.01.2033	VU160008	MYBVU1600081	28-Jan-2033	17.0	150	5.950	AAA (BG)
912	EKVE IMTN 6.050% 27.01.2034	VV160007	MYBVV1600071	27-Jan-2034	18.0	150	6.050	AAA (BG)
913	EKVE IMTN 6.150% 29.01.2035	VW160006	MYBVW1600061	29-Jan-2035	19.0	100	6.150	AAA (BG)
914	EKVE IMTN 6.250% 29.01.2036	VX160005	MYBVX1600051	29-Jan-2036	20.0	100	6.250	AAA (BG)
915	ENCORP 4.900% 18.05.2022	PN120029	MYBPN1200293	18-May-2022	10.0	50	4.900	AA1
916	ENCORP 4.950% 18.11.2022	PO120028	MYBPO1200283	18-Nov-2022	10.5	50	4.950	AA1
917	ENCORP 5.000% 18.05.2023	PO120027	MYBPO1200275	18-May-2023	11.0	50	5.000	AA1
918	ENCORP 5.050% 17.11.2023	PP120026	MYBPP1200264	17-Nov-2023	11.5	50	5.050	AA1
919	ENCORP 5.100% 17.05.2024	PP120025	MYBPP1200256	17-May-2024	12.0	55	5.100	AA1
920	ENCORP 5.150% 18.11.2024	PQ120024	MYBPQ1200247	18-Nov-2024	12.5	55	5.150	AA1
921	ENCORP 5.200% 16.05.2025	PQ120023	MYBPQ1200239	16-May-2025	13.0	60	5.200	AA1
922	ENCORP 5.250% 18.11.2025	PR120022	MYBPR1200229	18-Nov-2025	13.5	55	5.250	AA1
923	ENCORP 5.300% 18.05.2026	PR120021	MYBPR1200211	18-May-2026	14.0	60	5.300	AA1
924	ENCORP 5.350% 18.11.2026	PS120020	MYBPS1200201	18-Nov-2026	14.5	60	5.350	AA1
925	ENCORP 5.400% 18.05.2027	PS120019	MYBPS1200193	18-May-2027	15.0	60	5.400	AA1
926	ENCORP 5.450% 18.11.2027	PT120018	MYBPT1200183	18-Nov-2027	15.5	60	5.450	AA1
927	ENCORP 5.520% 18.05.2028	PT120017	MYBPT1200175	18-May-2028	16.0	75	5.520	AA1
928	ESMSB IMTN 4.050% 30.12.2025	VI200372	MYBVI2003728	30-Dec-2025	5.0	100	4.050	AA- IS
929	ESMSB IMTN 4.900% 20.11.2026	VI210435	MYBVI2104351	20-Nov-2026	5.0	200	4.900	AA- IS

LONG TERM CORPORATE BONDS/SUKUK OUTSTANDING AS OF 31 DECEMBER 2021								
NO	STOCK NAME	STOCK CODE	ISIN CODE	MATURITY DATE	ISSUE TENURE (Years)	O/S AMT (MYR Mil)	CPN RATE (%)	RATING
930	ESSB IMTN 4.100% 11.10.2022	VG190221	MYBVG1902213	11-Oct-2022	3.0	20	4.100	AA2
931	ESSB IMTN 4.250% 11.10.2024	VI190220	MYBVI1902201	11-Oct-2024	5.0	30	4.250	AA2
932	ESSB IMTN 4.400% 09.10.2026	VK190219	MYBVK1902199	09-Oct-2026	7.0	30	4.400	AA2
933	ESSB IMTN 4.500% 11.10.2029	VN190218	MYBVN1902185	11-Oct-2029	10.0	35	4.500	AA2
934	ESSB IMTN 4.650% 10.10.2031	VP190217	MYBVP1902172	10-Oct-2031	12.0	35	4.650	AA2
935	ESSB IMTN 4.850% 11.10.2034	VS190216	MYBVS1902168	11-Oct-2034	15.0	35	4.850	AA2
936	ESSB IMTN 5.050% 09.10.2037	VV190215	MYBVV1902154	09-Oct-2037	18.0	50	5.050	AA2
937	ETERNAL ICON SENIOR CLASS MTN 4018D 31.3.2026 (S1)	UO150029	MYBUO1500294	31-Mar- 2026	11.0	15	4.900	AAA
938	ETERNAL ICON SENIOR CLASS MTN 4383D 31.3.2027 (S2)	UP150030	MYBUP1500309	31-Mar- 2027	12.0	15	5.000	AAA
939	ETERNAL ICON SENIOR CLASS MTN 4749D 31.3.2028 (S3)	UQ150031	MYBUQ1500315	31-Mar- 2028	13.0	56	5.100	AAA
940	ETERNAL ICON SUB CLASS MTN 3711D 29.3.2030 (S3)	UO200030	MYBUO2000302	29-Mar- 2030	10.2	18	15.000	NR(LT)
941	ETERNAL ICON SUB CLASS MTN 4259D 29.3.2030 (S2)	UP180093	MYBUP1800931	29-Mar- 2030	11.7	16	15.000	NR(LT)
942	ETERNAL ICON SUB CLASS MTN 5477D 29.3.2030 (S1)	US150032	MYBUS1500329	29-Mar- 2030	15.0	220	15.000	NR(LT)
943	EWCSB IMTN 5.850% 24.03.2026 - Series 1 Tranche 1	VI210052	MYBVI2100524	24-Mar- 2026	5.0	180	5.850	NR(LT)
944	EWIB IMTN 6.400% 24.05.2023	VH190096	MYBVH1900967	24-May- 2023	4.0	270	6.400	NR(LT)
945	EWIB IMTN 6.650% 27.04.2023	VI180155	MYBVI1801551	27-Apr-2023	5.0	180	6.650	NR(LT)
946	EXSIM IMTN 4.500% 09.07.2025	VH210268	MYBVH2102688	09-Jul-2025	4.0	323	4.500	AA3
947	F&NCAP IMTN 2.450% 01.09.2022	VE210324	MYBVE2103246	01-Sep- 2022	1.0	1	2.450	AAA IS (CG)
948	FARM FRESH IMTN 3.720% 28.05.2026- S1/Tranche 1	VI210214	MYBVI2102140	28-May- 2026	5.0	200	3.720	AA- IS

LONG TERM CORPORATE BONDS/SUKUK OUTSTANDING AS OF 31 DECEMBER 2021								
NO	STOCK NAME	STOCK CODE	ISIN CODE	MATURITY DATE	ISSUE TENURE (Years)	O/S AMT (MYR Mil)	CPN RATE (%)	RATING
949	FELDA IMTN 3.040% 24.03.2026	VI210048	MYBVI2100482	24-Mar-2026	5.0	655	3.040	NR(LT)
950	FELDA IMTN 3.270% 14.11.2025	VH210425	MYBVH2104254	14-Nov-2025	4.0	185	3.270	NR(LT)
951	FELDA IMTN 3.400% 18.11.2026	VI210428	MYBVI2104286	18-Nov-2026	5.0	350	3.400	NR(LT)
952	FELDA IMTN 3.500% 24.03.2028	VK210049	MYBVK2100496	24-Mar-2028	7.0	450	3.500	NR(LT)
953	FELDA IMTN 3.600% 16.11.2027	VJ210426	MYBVJ2104268	16-Nov-2027	6.0	180	3.600	NR(LT)
954	FELDA IMTN 4.500% 24.03.2036	VS210050	MYBVS2100507	24-Mar-2036	15.0	900	4.500	NR(LT)
955	FENGHUANG MTN 1380D 15.8.2023	UH190349	MYBUH1903492	15-Aug-2023	3.8	5	5.510	NR(LT)
956	FENGHUANG MTN 1411D 15.8.2023	UH190302	MYBUH1903021	15-Aug-2023	3.9	5	5.510	NR(LT)
957	FENGHUANG MTN 1471D 15.8.2023	UI190265	MYBUI1902658	15-Aug-2023	4.0	5	5.510	NR(LT)
958	FENGHUANG MTN 1792D 15.8.2023	UI180184	MYBUI1801843	15-Aug-2023	4.9	19	5.510	NR(LT)
959	FENGHUANG MTN 1826D 15.8.2023	UI180158	MYBUI1801587	15-Aug-2023	5.0	0	5.510	NR(LT)
960	FENGHUANG MTN 722D 15.8.2023	UF210284	MYBUF2102841	15-Aug-2023	2.0	4	5.510	NR(LT)
961	FENGHUANG MTN 757D 15.8.2023	UG210242	MYBUG2102427	15-Aug-2023	2.1	7	5.510	NR(LT)
962	FENGHUANG MTN 904D 15.8.2023	UG210051	MYBUG2100512	15-Aug-2023	2.5	5	5.510	NR(LT)
963	FENGHUANG MTN 935D 15.8.2023	UG210003	MYBUG2100033	15-Aug-2023	2.6	3	5.510	NR(LT)
964	FENGHUANG MTN 974D 15.8.2023	UG200290	MYBUG2002908	15-Aug-2023	2.7	6	5.510	NR(LT)
965	FGV IMTN Tranche 1 4.470% 03.01.2023	VE210481	MYBVE2104814	03-Jan-2023	1.0	50	4.470	NR(LT)
966	FGV IMTN Tranche 2 4.780% 29.12.2023	VF210482	MYBVF2104829	29-Dec-2023	2.0	50	4.780	NR(LT)
967	FGV IMTN Tranche 3 4.980% 31.12.2024	VG210483	MYBVG2104835	31-Dec-2024	3.0	50	4.980	NR(LT)

LONG TERM CORPORATE BONDS/SUKUK OUTSTANDING AS OF 31 DECEMBER 2021								
NO	STOCK NAME	STOCK CODE	ISIN CODE	MATURITY DATE	ISSUE TENURE (Years)	O/S AMT (MYR Mil)	CPN RATE (%)	RATING
968	FGV IMTN Tranche 4 5.080% 31.12.2025	VH210484	MYBVH2104841	31-Dec-2025	4.0	50	5.080	NR(LT)
969	FGV IMTN Tranche 5 5.240% 31.12.2026	VI210485	MYBVI2104856	31-Dec-2026	5.0	75	5.240	NR(LT)
970	FGV IMTN Tranche 6 5.380% 31.12.2027	VJ210486	MYBVJ2104862	31-Dec-2027	6.0	75	5.380	NR(LT)
971	FGV IMTN Tranche 7 5.540% 29.12.2028	VK210487	MYBVK2104878	29-Dec-2028	7.0	75	5.540	NR(LT)
972	FGV IMTN Tranche 8 5.630% 31.12.2029	VL210488	MYBVL2104884	31-Dec-2029	8.0	75	5.630	NR(LT)
973	FPSB IMTN 3.900% 17.12.2024	VI190290	MYBVI1902904	17-Dec-2024	5.0	160	3.900	AA IS
974	FPSB IMTN 3.985% 11.09.2026	VK190173	MYBVK1901738	11-Sep-2026	7.0	200	3.985	AA IS
975	FPSB IMTN 4.650% 21.12.2022	VI170403	MYBVI1704037	21-Dec-2022	5.0	100	4.650	AA IS
976	FPSB IMTN 4.800% 13.03.2023	VI180086	MYBVI1800868	13-Mar-2023	5.0	250	4.800	AA IS
977	FPSB IMTN 4.850% 02.11.2023	VI180312	MYBVI1803128	02-Nov-2023	5.0	230	4.850	AA IS
978	FPSB IMTN 4.850% 07.09.2023	VI180258	MYBVI1802583	07-Sep-2023	5.0	300	4.850	AA IS
979	FPSB IMTN 5.050% 05.09.2025	VK180257	MYBVK1802571	05-Sep-2025	7.0	900	5.050	AA IS
980	FPSB IMTN 5.050% 31.10.2025	VK180311	MYBVK1803116	31-Oct-2025	7.0	100	5.050	AA IS
981	G KENT IMTN 26.03.2026	VI210062	MYBVI2100623	26-Mar-2026	5.0	132	5.500	A+ IS
982	GAMUDA IMTN 4.100% 28.06.2030	VN200096	MYBVN2000963	28-Jun-2030	10.0	250	4.100	AA3
983	GAMUDA IMTN 4.117% 18.11.2026	VK190235	MYBVK1902355	18-Nov-2026	7.0	200	4.117	AA3
984	GAMUDA IMTN 4.263% 16.11.2029	VN190236	MYBVN1902367	16-Nov-2029	10.0	300	4.263	AA3
985	GAMUDA IMTN 4.785% 16.03.2023	VI180087	MYBVI1800876	16-Mar-2023	5.0	400	4.785	AA3
986	GAMUDA IMTN 4.790% 27.11.2023	VI180334	MYBVI1803342	27-Nov-2023	5.0	100	4.790	AA3

LONG TERM CORPORATE BONDS/SUKUK OUTSTANDING AS OF 31 DECEMBER 2021								
NO	STOCK NAME	STOCK CODE	ISIN CODE	MATURITY DATE	ISSUE TENURE (Years)	O/S AMT (MYR Mil)	CPN RATE (%)	RATING
987	GAMUDA IMTN 4.825% 23.11.2022	VI170382	MYBVI1703823	23-Nov-2022	5.0	500	4.825	AA3
988	GDC PUTRA 0.00000% 02.12.2022	DZ021250	MYBDZ0212505	02-Dec-2022	20.0	50	7.250	AAA IS
989	GENM CAPITAL MTN 1826D 11.7.2023	UI180083	MYBUI1800837	11-Jul-2023	5.0	1,400	4.980	AA1 (S)
990	GENM CAPITAL MTN 3651D 22.8.2025	UN150064	MYBUN1500643	22-Aug-2025	10.0	1,300	4.900	AA1 (S)
991	GENM CAPITAL MTN 3652D 31.3.2027	UN170048	MYBUN1700482	31-Mar-2027	10.0	1,100	4.980	AA1 (S)
992	GENM CAPITAL MTN 3653D 11.7.2028	UN180084	MYBUN1800845	11-Jul-2028	10.0	750	5.300	AA1 (S)
993	GENM CAPITAL MTN 5479D 11.7.2033	US180085	MYBUS1800851	11-Jul-2033	15.0	450	5.580	AA1 (S)
994	GENM CAPITAL MTN 5479D 31.3.2032	US170049	MYBUS1700499	31-Mar-2032	15.0	250	5.200	AA1 (S)
995	GENTING CAP MTN 4.42% 08.6.2022 - Issue No. 1	UN120030	MYBUN1200301	08-Jun-2022	10.0	500	4.420	AA1 (S)
996	GENTING CAP MTN 4.86% 08.6.2027 - Issue No. 2	US120031	MYBUS1200318	08-Jun-2027	15.0	1,500	4.860	AA1 (S)
997	GENTING RMTN MTN 3653D 08.11.2029 - Tranche 1	UN190345	MYBUN1903458	08-Nov-2029	10.0	460	4.180	AA1 (S)
998	GENTING RMTN MTN 5479D 08.11.2034 - Tranche 2	US190346	MYBUS1903465	08-Nov-2034	15.0	540	4.380	AA1 (S)
999	GIC 4.52% 06.02.2023	PS080009	MYBPS0800092	06-Feb-2023	15.0	400	4.520	AAA
1000	GIC IMTN 5.100% 20.06.2022	VN120196	MYBVN1201968	20-Jun-2022	10.0	170	5.100	AAA
1001	GIC IMTN 5.300% 18.06.2027	VS120197	MYBVS1201975	18-Jun-2027	15.0	155	5.300	AAA
1002	GLACIER ABSMTN 1094D 22.3.2024 (SN Tranche 3)	UG210110	MYBUG2101106	22-Mar-2024	3.0	90	3.750	AAA
1003	GLACIER ABSMTN 1461D 24.3.2025 (SN Tranche 4)	UH210111	MYBUH2101112	24-Mar-2025	4.0	90	3.850	AAA
1004	GLACIER ABSMTN 1826D 24.3.2026 (SN Tranche 5)	UI210112	MYBUI2101128	24-Mar-2026	5.0	85	3.950	AAA
1005	GLACIER ABSMTN 2191D 24.3.2027 (SN Tranche 6)	UJ210113	MYBUJ2101134	24-Mar-2027	6.0	70	4.150	AAA

LONG TERM CORPORATE BONDS/SUKUK OUTSTANDING AS OF 31 DECEMBER 2021								
NO	STOCK NAME	STOCK CODE	ISIN CODE	MATURITY DATE	ISSUE TENURE (Years)	O/S AMT (MYR Mil)	CPN RATE (%)	RATING
1006	GLACIER ABSMTN 2557D 24.3.2028 (SN Tranche 7)	UK210114	MYBUK2101140	24-Mar-2028	7.0	50	4.350	AAA
1007	GLACIER ABSMTN 2921D 23.3.2029 (Junior Notes)	UL210115	MYBUL2101155	23-Mar-2029	8.0	107	2.280	NR(LT)
1008	GLACIER ABSMTN 365D 24.3.2022 (SN Tranche 1)	UE210108	MYBUE2101085	24-Mar-2022	1.0	85	3.550	AAA
1009	GLACIER ABSMTN 730D 24.3.2023 (SN Tranche 2)	UF210109	MYBUF2101090	24-Mar-2023	2.0	85	3.650	AAA
1010	GLENEALY MTN 2556D 04.4.2025	UK180045	MYBUK1800452	04-Apr-2025	7.0	48	6.750	NR(LT)
1011	GLENEALY MTN 2557D 13.12.2024	UK170189	MYBUK1701890	13-Dec-2024	7.0	30	6.500	NR(LT)
1012	GLENEALY MTN 2738D 11.3.2025	UL170140	MYBUL1701401	11-Mar-2025	7.5	20	6.520	NR(LT)
1013	GLENEALY MTN 2740D 25.10.2024	UL170064	MYBUL1700643	25-Oct-2024	7.5	20	6.650	NR(LT)
1014	GLENEALY MTN 2921D 03.2.2023	UL150007	MYBUL1500076	03-Feb-2023	8.0	20	6.250	NR(LT)
1015	GLENEALY MTN 2921D 20.10.2023	UL150089	MYBUL1500894	20-Oct-2023	8.0	20	6.870	NR(LT)
1016	GLENEALY MTN 2922D 05.1.2024	UL160005	MYBUL1600058	05-Jan-2024	8.0	10	6.750	NR(LT)
1017	GLENEALY MTN 2922D 05.12.2024	UL160140	MYBUL1601403	05-Dec-2024	8.0	20	6.680	NR(LT)
1018	GLENEALY MTN 2922D 06.3.2025	UL170026	MYBUL1700262	06-Mar-2025	8.0	20	6.720	NR(LT)
1019	GLENEALY MTN 2922D 30.3.2023	UL150026	MYBUL1500266	30-Mar-2023	8.0	15	6.260	NR(LT)
1020	GLENEALY MTN 3103D 25.10.2024	UM160059	MYBUM1600593	25-Oct-2024	8.5	10	6.640	NR(LT)
1021	GLENEALY MTN 3104D 07.4.2023	UM140139	MYBUM1401398	07-Apr-2023	8.5	20	6.430	NR(LT)
1022	GLENEALY MTN 3104D 21.2.2025	UM160107	MYBUM1601070	21-Feb-2025	8.5	20	6.390	NR(LT)
1023	GLENEALY MTN 3105D 20.12.2024	UM160076	MYBUM1600767	20-Dec-2024	8.5	20	6.640	NR(LT)
1024	GLENEALY MTN 3105D 26.1.2024	UM150049	MYBUM1500496	26-Jan-2024	8.5	20	6.420	NR(LT)

LONG TERM CORPORATE BONDS/SUKUK OUTSTANDING AS OF 31 DECEMBER 2021								
NO	STOCK NAME	STOCK CODE	ISIN CODE	MATURITY DATE	ISSUE TENURE (Years)	O/S AMT (MYR Mil)	CPN RATE (%)	RATING
1025	GLENEALY MTN 3283D 08.4.2025	UM160053	MYBUM1600536	08-Apr-2025	9.0	21	6.750	NR(LT)
1026	GLENEALY MTN 3286D 03.1.2025	UM160006	MYBUM1600064	03-Jan-2025	9.0	19	6.800	NR(LT)
1027	GLENEALY MTN 3287D 02.9.2022	UM130079	MYBUM1300798	02-Sep-2022	9.0	15	5.930	NR(LT)
1028	GLENEALY MTN 3287D 11.11.2022	UM130101	MYBUM1301010	11-Nov-2022	9.0	20	5.780	NR(LT)
1029	GLENEALY MTN 3287D 29.3.2024	UM150027	MYBUM1500272	29-Mar-2024	9.0	5	6.310	NR(LT)
1030	GLT12 IMTN 3.550% 12.08.2025	VI200168	MYBVI2001680	12-Aug-2025	5.0	150	3.550	AA3 (S)
1031	GLT12 IMTN 3.750% 12.08.2027	VK200167	MYBVK2001678	12-Aug-2027	7.0	200	3.750	AA3 (S)
1032	GLT12 IMTN 3.900% 12.08.2030	VN200166	MYBVN2001664	12-Aug-2030	10.0	250	3.900	AA3 (S)
1033	GLT12 IMTN 4.200% 11.10.2027 (Sr2-Tr1)	VJ210368	MYBVJ2103682	11-Oct-2027	6.0	150	4.200	AA3 (S)
1034	GLT12 IMTN 4.400% 11.10.2028 (Sr2-Tr2)	VK210367	MYBVK2103672	11-Oct-2028	7.0	250	4.400	AA3 (S)
1035	GMD IMTN 3.520% 13.12.2022	VG200157	MYBVG2001577	13-Dec-2022	2.4	100	3.520	AAA IS
1036	GMD IMTN 4.560% 12.12.2023	VH200158	MYBVH2001583	12-Dec-2023	3.4	11	4.560	AAA IS
1037	GOVCO IMTN 4.040% 28.09.2022	VI170280	MYBVI1702809	28-Sep-2022	5.0	450	4.040	NR(LT)
1038	GOVCO IMTN 4.100% 22.02.2022	VI170039	MYBVI1700399	22-Feb-2022	5.0	625	4.100	NR(LT)
1039	GOVCO IMTN 4.270% 06.06.2023	VK160153	MYBVK1601536	06-Jun-2023	7.0	300	4.270	NR(LT)
1040	GOVCO IMTN 4.270% 27.09.2024	VK170279	MYBVK1702797	27-Sep-2024	7.0	400	4.270	NR(LT)
1041	GOVCO IMTN 4.290% 22.02.2024	VK170038	MYBVK1700387	22-Feb-2024	7.0	625	4.290	NR(LT)
1042	GOVCO IMTN 4.400% 05.06.2026	VN160152	MYBVN1601522	05-Jun-2026	10.0	400	4.400	NR(LT)
1043	GOVCO IMTN 4.410% 19.09.2031	VS160273	MYBVS1602735	19-Sep-2031	15.0	250	4.410	NR(LT)



LONG TERM CORPORATE BONDS/SUKUK OUTSTANDING AS OF 31 DECEMBER 2021								
NO	STOCK NAME	STOCK CODE	ISIN CODE	MATURITY DATE	ISSUE TENURE (Years)	O/S AMT (MYR Mil)	CPN RATE (%)	RATING
1044	GOVCO IMTN 4.470% 28.09.2027	VN170278	MYBVN1702783	28-Sep-2027	10.0	150	4.470	NR(LT)
1045	GOVCO IMTN 4.550% 22.02.2027	VN170037	MYBVN1700373	22-Feb-2027	10.0	500	4.550	NR(LT)
1046	GOVCO IMTN 4.730% 06.06.2031	VS160151	MYBVS1601513	06-Jun-2031	15.0	550	4.730	NR(LT)
1047	GOVCO IMTN 4.880% 28.09.2032	VS170277	MYBVS1702774	28-Sep-2032	15.0	200	4.880	NR(LT)
1048	GOVCO IMTN 4.950% 20.02.2032	VS170036	MYBVS1700364	20-Feb-2032	15.0	1,250	4.950	NR(LT)
1049	GPSB MTN 1461D 26.2.2025	UH210056	MYBUH2100569	26-Feb-2025	4.0	20	3.950	NR(LT)
1050	GPSB MTN 1826D 26.2.2026	UI210055	MYBUI2100559	26-Feb-2026	5.0	80	3.950	NR(LT)
1051	GPSB MTN 2191D 24.1.2025	UJ190012	MYBUJ1900122	24-Jan-2025	6.0	50	3.950	NR(LT)
1052	GPSB MTN 2191D 26.2.2027	UJ210054	MYBUJ2100540	26-Feb-2027	6.0	80	3.950	NR(LT)
1053	GPSB MTN 2555D 25.2.2028	UK210053	MYBUK2100530	25-Feb-2028	7.0	30	3.950	NR(LT)
1054	GPSB MTN 2556D 11.2.2028	UK210033	MYBUK2100332	11-Feb-2028	7.0	40	3.950	NR(LT)
1055	GPSB MTN 2556D 23.6.2028	UK210235	MYBUK2102353	23-Jun-2028	7.0	20	3.950	NR(LT)
1056	GPSB MTN 2557D 30.3.2028	UK210119	MYBUK2101199	30-Mar-2028	7.0	40	3.950	NR(LT)
1057	GRAND-FLO RCULS (TRANCHE 1) 21.06.2029	PL210002	MYBPL2100025	21-Jun-2029	8.0	76	3.000	NR(LT)
1058	GSNK 5.05% 09.06.2023 (Series 2)	PL150011	MYBPL1500118	09-Jun-2023	8.0	60	5.050	AA- IS
1059	GSNK 5.350% 11.06.2027 (Series 3)	PP150012	MYBPP1500127	11-Jun-2027	12.0	60	5.350	AA- IS
1060	GUAN CHONG IMTN 3.840% 03.12.2027	VK200333	MYBVK2003336	03-Dec-2027	7.0	300	3.840	AA- IS
1061	HANWHA MTN 1094D 30.8.2024 - Tranche 1	UG210307	MYBUG2103078	30-Aug-2024	3.0	150	3.050	AAA (FG)
1062	HAP SENG MGT MTN 1093D 26.5.2023	UG200108	MYBUG2001082	26-May-2023	3.0	125	3.010	NR(LT)

LONG TERM CORPORATE BONDS/SUKUK OUTSTANDING AS OF 31 DECEMBER 2021								
NO	STOCK NAME	STOCK CODE	ISIN CODE	MATURITY DATE	ISSUE TENURE (Years)	O/S AMT (MYR Mil)	CPN RATE (%)	RATING
1063	HAP SENG MGT MTN 1094D 17.3.2023	UG200078	MYBUG2000787	17-Mar-2023	3.0	125	3.090	NR(LT)
1064	HAP SENG MGT MTN 1094D 19.5.2023	UG200098	MYBUG2000985	19-May-2023	3.0	75	3.000	NR(LT)
1065	HAP SENG MGT MTN 1095D 28.9.2023	UG200198	MYBUG2001983	28-Sep-2023	3.0	25	2.980	NR(LT)
1066	HAP SENG MGT MTN 1096D 15.8.2022	UG190272	MYBUG1902728	15-Aug-2022	3.0	75	2.990	NR(LT)
1067	HAP SENG MGT MTN 1096D 28.2.2022	UG190025	MYBUG1900250	28-Feb-2022	3.0	75	3.010	NR(LT)
1068	HAP SENG MGT MTN 1096D 30.8.2024	UG210288	MYBUG2102880	30-Aug-2024	3.0	25	3.020	NR(LT)
1069	HAP SENG MGT MTN 1460D 27.9.2024	UH200199	MYBUH2001999	27-Sep-2024	4.0	30	3.030	NR(LT)
1070	HAP SENG MGT MTN 1460D 29.8.2025	UH210289	MYBUH2102896	29-Aug-2025	4.0	30	3.070	NR(LT)
1071	HAP SENG MGT MTN 1461D 15.8.2023	UH190273	MYBUH1902734	15-Aug-2023	4.0	90	3.040	NR(LT)
1072	HAP SENG MGT MTN 1461D 18.3.2024	UH200077	MYBUH2000777	18-Mar-2024	4.0	150	3.140	NR(LT)
1073	HAP SENG MGT MTN 1461D 20.5.2024	UH200100	MYBUH2001007	20-May-2024	4.0	90	3.050	NR(LT)
1074	HAP SENG MGT MTN 1461D 28.2.2023	UH190024	MYBUH1900241	28-Feb-2023	4.0	90	3.060	NR(LT)
1075	HAP SENG MGT MTN 1461D 28.5.2024	UH200109	MYBUH2001098	28-May-2024	4.0	150	3.060	NR(LT)
1076	HAP SENG MGT MTN 1461D 28.9.2022	UH180191	MYBUH1801910	28-Sep-2022	4.0	90	2.880	NR(LT)
1077	HAP SENG MGT MTN 1461D 29.11.2022	UH180224	MYBUH1802249	29-Nov-2022	4.0	50	2.910	NR(LT)
1078	HAP SENG MGT MTN 1461D 29.11.2022	UH180227	MYBUH1802272	29-Nov-2022	4.0	90	2.910	NR(LT)
1079	HAP SENG MGT MTN 1461D 29.8.2022	UH180170	MYBUH1801704	29-Aug-2022	4.0	90	2.910	NR(LT)
1080	HAP SENG MGT MTN 1824D 26.9.2025	UI200200	MYBUI2002003	26-Sep-2025	5.0	45	3.080	NR(LT)
1081	HAP SENG MGT MTN 1824D 28.8.2026	UI210290	MYBUI2102902	28-Aug-2026	5.0	45	3.120	NR(LT)

LONG TERM CORPORATE BONDS/SUKUK OUTSTANDING AS OF 31 DECEMBER 2021								
NO	STOCK NAME	STOCK CODE	ISIN CODE	MATURITY DATE	ISSUE TENURE (Years)	O/S AMT (MYR Mil)	CPN RATE (%)	RATING
1082	HAP SENG MGT MTN 1826D 18.3.2025	UI200076	MYBUI2000767	18-Mar-2025	5.0	225	3.190	NR(LT)
1083	HAP SENG MGT MTN 1826D 20.5.2025	UI200099	MYBUI2000999	20-May-2025	5.0	135	3.100	NR(LT)
1084	HAP SENG MGT MTN 1826D 28.5.2025	UI200110	MYBUI2001104	28-May-2025	5.0	225	3.110	NR(LT)
1085	HAP SENG MGT MTN 1826D 28.9.2023	UI180190	MYBUI1801900	28-Sep-2023	5.0	135	2.930	NR(LT)
1086	HAP SENG MGT MTN 1826D 29.11.2023	UI180223	MYBUI1802239	29-Nov-2023	5.0	100	2.960	NR(LT)
1087	HAP SENG MGT MTN 1826D 29.11.2023	UI180226	MYBUI1802262	29-Nov-2023	5.0	135	2.960	NR(LT)
1088	HAP SENG MGT MTN 1826D 29.8.2023	UI180169	MYBUI1801694	29-Aug-2023	5.0	125	2.960	NR(LT)
1089	HAP SENG MGT MTN 1827D 15.8.2024	UI190274	MYBUI1902740	15-Aug-2024	5.0	135	3.090	NR(LT)
1090	HAP SENG MGT MTN 1827D 28.3.2024	UI190049	MYBUI1900496	28-Mar-2024	5.0	135	3.080	NR(LT)
1091	HAP SENG MGT MTN T11S44 1096D 23.12.2024	UG210426	MYBUG2104266	23-Dec-2024	3.0	25	3.090	NR(LT)
1092	HAP SENG MGT MTN T11S45 1461D 23.12.2025	UH210427	MYBUH2104272	23-Dec-2025	4.0	33	3.140	NR(LT)
1093	HAP SENG MGT MTN T11S46 1826D 23.12.2026	UI210428	MYBUI2104288	23-Dec-2026	5.0	43	3.190	NR(LT)
1094	HAP SENG MGT MTN T12S47 1095D 27.12.2024	UG210429	MYBUG2104290	27-Dec-2024	3.0	25	3.100	NR(LT)
1095	HAP SENG MGT MTN T12S48 1459D 26.12.2025	UH210430	MYBUH2104306	26-Dec-2025	4.0	30	3.150	NR(LT)
1096	HAP SENG MGT MTN T12S49 1826D 28.12.2026	UI210431	MYBUI2104312	28-Dec-2026	5.0	45	3.200	NR(LT)
1097	HBMS IMTN 4.300% 02.10.2023	VI180274	MYBVI1802740	02-Oct-2023	5.0	500	4.300	AAA
1098	HEKTAR BLACK MTN T1S15 366D 11.2.2022	UE210034	MYBUE2100343	11-Feb-2022	1.0	10	9.000	NR(LT)
1099	HEKTAR BLACK MTN T1S16 366D 25.5.2022	UE210190	MYBUE2101903	25-May-2022	1.0	35	10.000	NR(LT)
1100	HEKTAR BLACK MTN T1S17 366D 20.7.2022	UE210262	MYBUE2102620	20-Jul-2022	1.0	83	9.000	NR(LT)

LONG TERM CORPORATE BONDS/SUKUK OUTSTANDING AS OF 31 DECEMBER 2021								
NO	STOCK NAME	STOCK CODE	ISIN CODE	MATURITY DATE	ISSUE TENURE (Years)	O/S AMT (MYR Mil)	CPN RATE (%)	RATING
1101	HEKTAR BLACK MTN T1S18 366D 22.7.2022	UE210263	MYBUE2102638	22-Jul-2022	1.0	27	9.000	NR(LT)
1102	HLA Sub Notes 26.12.2025 (Tranche 2A)	PI200016	MYBPI2000163	26-Dec-2025	5.0	150	3.450	AA3
1103	HLA Sub Notes 28.12.2028 (Tranche 2B)	PL200017	MYBPL2000175	28-Dec-2028	8.0	150	3.700	AA3
1104	HLA Sub Notes 31.01.2030 (Tranche 1)	PN200001	MYBPN2000015	31-Jan-2030	10.0	300	3.850	AA3
1105	HLBANK 4.230% 14.06.2029 (Tranche 3)	PN190005	MYBPN1900058	14-Jun-2029	10.0	1,000	4.230	AA1
1106	HLBANK 4.860% 23.06.2028 (Tranche 2)	PN180004	MYBPN1800043	23-Jun-2028	10.0	500	4.860	AA1
1107	HLBB Perpetual Capital Securities (Tranche 1)	UZ170178	MYBUZ1701781	30-Nov-2117	100.1	400	5.130	A1
1108	HLBB Perpetual Capital Securities (Tranche 2)	UZ190052	MYBUZ1900524	30-Nov-2117	98.7	400	4.720	A1
1109	HLFG Perpetual Capital Securities (Tranche 1)	UZ170177	MYBUZ1701773	30-Nov-2117	100.1	400	5.230	A1
1110	HLFG Perpetual Capital Securities (Tranche 2)	UZ190051	MYBUZ1900516	30-Nov-2117	98.7	400	4.820	A1
1111	HLFG Senior Notes (Tranche 2) 2.85% 23.08.2024	UG210285	MYBUG2102856	23-Aug-2024	3.0	200	2.850	AA1
1112	HLFG Tier 2 Subordinated Notes (Tranche 1)	UN180078	MYBUN1800787	23-Jun-2028	10.0	500	4.930	AA2
1113	HLFG Tier 2 Subordinated Notes (Tranche 2)	UN190218	MYBUN1902187	14-Jun-2029	10.0	1,100	4.300	AA2
1114	HLINV 4.230% 14.06.2029 (Tranche 2)	PN190006	MYBPN1900066	14-Jun-2029	10.0	100	4.230	NR(LT)
1115	HLISB Perpetual Sukuk Wakalah (Tranche 1)	VZ170387	MYBVZ1703876	30-Nov-2117	100.1	400	5.130	A1
1116	HLISB T2 Sukuk Murabahah (Tranche 1)	VN190105	MYBVN1901054	14-Jun-2029	10.0	400	4.230	AA2
1117	HPPSB MTN 1459D 15.8.2024	UH200164	MYBUH2001643	15-Aug-2024	4.0	10	4.250	NR(LT)
1118	HPPSB MTN 2008D 15.8.2024	UJ190022	MYBUJ1900221	15-Aug-2024	5.5	370	5.600	NR(LT)
1119	HSBC 5.050% 02.11.2027	DX070680	MYBDX0706808	02-Nov-2027	20.0	500	5.050	AA1

LONG TERM CORPORATE BONDS/SUKUK OUTSTANDING AS OF 31 DECEMBER 2021								
NO	STOCK NAME	STOCK CODE	ISIN CODE	MATURITY DATE	ISSUE TENURE (Years)	O/S AMT (MYR Mil)	CPN RATE (%)	RATING
1120	HUME CEMENT MTN (SERIES 1)	UG200305	MYBUG2003054	18-Dec-2023	3.0	100	4.050	NR(LT)
1121	HYB IMTN 6.500% 20.08.2121 (Series 1 Tranche 1)	VZ210320	MYBVZ2103209	20-Aug-2121	100.1	5	6.500	NR(LT)
1122	HYB IMTN Tranche 1 Series 4	VJ160054	MYBVJ1600548	31-Mar-2022	6.0	3	4.180	NR(LT)
1123	HYB IMTN Tranche 1 Series 5	VK160053	MYBVK1600538	31-Mar-2023	7.0	3	4.180	NR(LT)
1124	HYB IMTN Tranche 1 Series 6	VL160052	MYBVL1600528	29-Mar-2024	8.0	3	4.180	NR(LT)
1125	HYB IMTN Tranche 1 Series 7	VM160051	MYBVM1600518	31-Mar-2025	9.0	3	4.180	NR(LT)
1126	HYB Tranche 3 Series 3 - 5.130% 26.09.2022	VI170272	MYBVI1702726	26-Sep-2022	5.0	2	4.180	NR(LT)
1127	HYB Tranche 3 Series 4	VJ170273	MYBVJ1702732	26-Sep-2023	6.0	2	4.180	NR(LT)
1128	HYB Tranche 3 Series 5	VK170274	MYBVK1702748	26-Sep-2024	7.0	2	4.180	NR(LT)
1129	HYB Tranche 3 Series 6 - 5.130% 26.09.2025	VL170275	MYBVL1702753	26-Sep-2025	8.0	2	4.180	NR(LT)
1130	HYB Tranche 3 Series 7- 5.130% 25.09.2026	VM170276	MYBVM1702769	25-Sep-2026	9.0	2	4.180	NR(LT)
1131	IBHD RCULS-A 26.08.2022	PI140042	MYBPI1400422	26-Aug-2022	5.0	132	0.000	NR(LT)
1132	IBHD RCULS-B 26.08.2022	PI140043	MYBPI1400430	26-Aug-2022	5.0	69	0.000	NR(LT)
1133	IESB MTN 1092D 27.11.2023	UG200284	MYBUG2002841	27-Nov-2023	3.0	75	3.100	AAA (BG)
1134	IESB MTN 1095D 27.11.2023	UG200282	MYBUG2002825	27-Nov-2023	3.0	300	3.200	AAA (FG)
1135	IESB MTN 1095D 27.11.2023	UG200283	MYBUG2002833	27-Nov-2023	3.0	75	3.100	AAA (BG)
1136	IGB CRC MTN 15.3.2030 (Tranche 1 Series 1)	UM210314	MYBUM2103142	15-Mar-2030	8.5	544	3.790	NR(LT)
1137	IGB CRC MTN 17.3.2031 (Tranche 1 Series 2)	UN210315	MYBUN2103157	17-Mar-2031	9.5	136	3.790	NR(LT)
1138	IGB CRC MTN 17.3.2032 (Tranche 1 Series 3)	UO210316	MYBUO2103163	17-Mar-2032	10.5	170	3.790	NR(LT)

LONG TERM CORPORATE BONDS/SUKUK OUTSTANDING AS OF 31 DECEMBER 2021								
NO	STOCK NAME	STOCK CODE	ISIN CODE	MATURITY DATE	ISSUE TENURE (Years)	O/S AMT (MYR Mil)	CPN RATE (%)	RATING
1139	IGB REIT RM1.2B MTN 20.9.2024 (Tranche 1)	UK170144	MYBUK1701445	20-Sep-2024	7.0	1,200	4.400	AAA
1140	IHSAN IMTN 4.300% 17.06.2022 - First Sukuk Ihsan	VK150137	MYBVK1501371	17-Jun-2022	7.0	100	4.300	AAA (S)
1141	IHSAN IMTN 4.600% 08.08.2024 - Second Sukuk Ihsan	VK170233	MYBVK1702334	08-Aug-2024	7.0	100	4.600	AAA (S)
1142	IJM IMTN 3.850% 23.08.2030	VN200178	MYBVN2001789	23-Aug-2030	10.0	250	3.850	AA3
1143	IJM IMTN 4.600% 17.10.2024	VL160317	MYBVL1603175	17-Oct-2024	8.0	100	4.600	AA3
1144	IJM IMTN 4.640% 02.06.2023	VL150127	MYBVL1501270	02-Jun-2023	8.0	200	4.640	AA3
1145	IJM IMTN 4.760% 10.04.2029	VN190085	MYBVN1900858	10-Apr-2029	10.0	250	4.760	AA3
1146	IJM IMTN 4.830% 10.06.2022	VL140150	MYBVL1401505	10-Jun-2022	8.0	300	4.830	AA3
1147	IJM IMTN 4.900% 21.04.2025	VN150062	MYBVN1500625	21-Apr-2025	10.0	200	4.900	AA3
1148	IJM IMTN 5.050% 18.08.2028	VN180242	MYBVN1802427	18-Aug-2028	10.0	200	5.050	AA3
1149	IJM LAND 4.730% PERPETUAL SUKUK MUSHARAKAH -S2 T3	PZ190013	MYBPZ1900136	17-Mar-2119	99.5	200	4.730	A2 (S)
1150	IJM LAND 5.650% PERPETUAL SUKUK MUSHARAKAH -S1 T1	PZ190001	MYBPZ1900011	17-Mar-2119	100.1	350	5.650	A2 (S)
1151	IJM LAND 5.730% PERPETUAL SUKUK MUSHARAKAH -S1 T2	PZ190002	MYBPZ1900029	17-Mar-2119	100.1	300	5.730	A2 (S)
1152	IMTIAZ II IMTN 2.970% 07.10.2025	VI200215	MYBVI2002159	07-Oct-2025	5.0	400	2.970	AA2 (S)
1153	IMTIAZ II IMTN 3.200% 07.10.2027	VK200216	MYBVK2002163	07-Oct-2027	7.0	300	3.200	AA2 (S)
1154	IMTIAZ II IMTN 3.540% 17.04.2026	VI210145	MYBVI2101456	17-Apr-2026	5.0	300	3.540	AA2 (S)
1155	IMTIAZ II IMTN 3.900% 19.04.2028	VK210146	MYBVK2101460	19-Apr-2028	7.0	700	3.900	AA2 (S)
1156	IMTIAZ II IMTN 4.570% 17.10.2022	VI170323	MYBVI1703237	17-Oct-2022	5.0	430	4.570	AA2 (S)
1157	IMTIAZ II IMTN 4.580% 27.05.2022	VI170168	MYBVI1701686	27-May-2022	5.0	850	4.580	AA2 (S)

LONG TERM CORPORATE BONDS/SUKUK OUTSTANDING AS OF 31 DECEMBER 2021								
NO	STOCK NAME	STOCK CODE	ISIN CODE	MATURITY DATE	ISSUE TENURE (Years)	O/S AMT (MYR Mil)	CPN RATE (%)	RATING
1158	INVERFIN MTN 2191D 28.2.2024	UJ180024	MYBUJ1800249	28-Feb-2024	6.0	160	4.980	AAA
1159	IPSB 16.0% 05.09.2028	PS130048	MYBPS1300480	05-Sep-2028	15.0	15	16.000	NR(LT)
1160	IPSB 4.4% 05.09.2022	PM130055	MYBPM1300558	05-Sep-2022	9.0	20	4.400	AA1
1161	IPSB 4.5% 05.09.2023	PN130054	MYBPN1300549	05-Sep-2023	10.0	20	4.500	AA1
1162	IPSB 4.6% 05.09.2024	PO130053	MYBPO1300539	05-Sep-2024	11.0	20	4.600	AA1
1163	IPSB 4.7% 05.09.2025	PP130052	MYBPP1300528	05-Sep-2025	12.0	20	4.700	AA1
1164	IPSB 4.8% 04.09.2026	PQ130051	MYBPQ1300518	04-Sep-2026	13.0	20	4.800	AA1
1165	IPSB 4.9% 03.09.2027	PR130050	MYBPR1300508	03-Sep-2027	14.0	25	4.900	AA1
1166	IPSB 5.0% 05.09.2028	PS130060	MYBPS1300605	05-Sep-2028	15.0	30	5.000	AA1
1167	IRAT HOTELS & RESORTS MTN 4018D 29.4.2022	UO110028	MYBUO1100285	29-Apr-2022	11.0	5	7.000	NR(LT)
1168	IRAT HOTELS & RESORTS MTN 4382D 28.4.2023	UP110029	MYBUP1100290	28-Apr-2023	12.0	5	7.000	NR(LT)
1169	IRAT HOTELS & RESORTS MTN 4749D 29.4.2024	UQ110030	MYBUQ1100306	29-Apr-2024	13.0	5	7.000	NR(LT)
1170	IRAT HOTELS & RESORTS MTN 5114D 29.4.2025	UR110031	MYBUR1100312	29-Apr-2025	14.0	6	7.000	NR(LT)
1171	IRAT HOTELS & RESORTS MTN 5265D 29.4.2026	UN110027	MYBUN1100279	29-Apr-2026	10.0	4	7.000	NR(LT)
1172	IRAT HOTELS & RESORTS MTN 5479D 29.4.2026	US110032	MYBUS1100328	29-Apr-2026	15.0	232	7.000	NR(LT)
1173	ISLAM 5.08% 12.11.2027 - Tranche 3	PN170025	MYBPN1700250	12-Nov-2027	10.0	300	5.080	A1
1174	ISLAM IMTN (SUB) 3.75% 26.03.2030 - Tranche 2	VN200060	MYBVN2000609	26-Mar-2030	10.0	400	3.750	A1
1175	ISLAM IMTN (SUB) 5.150% 07.11.2028 - Tranche 1	VN180310	MYBVN1803102	07-Nov-2028	10.0	300	5.150	A1
1176	ISLAM IMTN 3.600% 21.10.2030	VN200229	MYBVN2002290	21-Oct-2030	10.0	700	3.600	A1

LONG TERM CORPORATE BONDS/SUKUK OUTSTANDING AS OF 31 DECEMBER 2021								
NO	STOCK NAME	STOCK CODE	ISIN CODE	MATURITY DATE	ISSUE TENURE (Years)	O/S AMT (MYR Mil)	CPN RATE (%)	RATING
1177	ISLAM IMTN 4.100% 12.11.2031	VN210421	MYBVN2104211	12-Nov-2031	10.0	300	4.100	A1
1178	ISSB IMTN 0% 24.12.2024	VI190312	MYBVI1903126	24-Dec-2024	5.0	0	0.000	NR(LT)
1179	ISSB IMTN 08.11.2022	VE210399	MYBVE2103998	08-Nov-2022	1.0	2	4.050	NR(LT)
1180	ISSB IMTN 10.06.2022	VE200342	MYBVE2003420	10-Jun-2022	1.0	7	4.150	NR(LT)
1181	ISSB IMTN 10.08.2022	VE210010	MYBVE2100101	10-Aug-2022	1.0	12	4.150	NR(LT)
1182	ISSB IMTN 11.05.2022	VE200311	MYBVE2003115	11-May-2022	1.0	1	4.150	NR(LT)
1183	ISSB IMTN 14.03.2023	VE210349	MYBVE2103493	14-Mar-2023	1.0	4	4.150	NR(LT)
1184	ISSB IMTN 15.09.2022	VE210046	MYBVE2100465	15-Sep-2022	1.0	3	4.150	NR(LT)
1185	ISSB IMTN 16.11.2022	VE210423	MYBVE2104236	16-Nov-2022	1.0	7	4.150	NR(LT)
1186	ISSB IMTN 21.10.2022	VE210151	MYBVE2101513	21-Oct-2022	1.0	2	4.150	NR(LT)
1187	ISSB IMTN 23.12.2022	VE210475	MYBVE2104756	23-Dec-2022	1.0	3	0.000	NR(LT)
1188	ISSB IMTN 25.11.2022	VE210212	MYBVE2102123	25-Nov-2022	1.0	3	4.150	NR(LT)
1189	ISSB IMTN 25.11.2022	VE210448	MYBVE2104483	25-Nov-2022	1.0	2	4.150	NR(LT)
1190	ISSB IMTN 27.01.2023	VE210289	MYBVE2102891	27-Jan-2023	1.0	6	4.150	NR(LT)
1191	ISSB IMTN 27.07.2022	VE210003	MYBVE2100036	27-Jul-2022	1.0	14	4.150	NR(LT)
1192	ISSB IMTN 29.12.2022	VE210249	MYBVE2102495	29-Dec-2022	1.0	4	4.150	NR(LT)
1193	Infracap Resources Sukuk 2.83% 15.04.2022 (T1 S1)	VE210131	MYBVE2101315	15-Apr-2022	1.0	900	2.830	AAA (S)
1194	Infracap Resources Sukuk 3.11% 15.04.2024 (T1 S2)	VG210132	MYBVG2101328	15-Apr-2024	3.0	350	3.110	AAA (S)
1195	Infracap Resources Sukuk 3.69% 15.04.2026 (T1 S3)	VI210133	MYBVI2101332	15-Apr-2026	5.0	450	3.690	AAA (S)



LONG TERM CORPORATE BONDS/SUKUK OUTSTANDING AS OF 31 DECEMBER 2021								
NO	STOCK NAME	STOCK CODE	ISIN CODE	MATURITY DATE	ISSUE TENURE (Years)	O/S AMT (MYR Mil)	CPN RATE (%)	RATING
1196	Infracap Resources Sukuk 4.12% 14.04.2028 (T1 S4)	VK210134	MYBVK2101346	14-Apr-2028	7.0	500	4.120	AAA (S)
1197	Infracap Resources Sukuk 4.23% 13.04.2029 (T1 S5)	VL210135	MYBVL2101351	13-Apr-2029	8.0	400	4.230	AAA (S)
1198	Infracap Resources Sukuk 4.40% 15.04.2031 (T1 S6)	VN210136	MYBVN2101365	15-Apr-2031	10.0	600	4.400	AAA (S)
1199	Infracap Resources Sukuk 4.50% 15.04.2032 (T1 S7)	VO210137	MYBVO2101371	15-Apr-2032	11.0	300	4.500	AAA (S)
1200	Infracap Resources Sukuk 4.60% 15.04.2033 (T1 S8)	VP210138	MYBVP2101386	15-Apr-2033	12.0	400	4.600	AAA (S)
1201	Infracap Resources Sukuk 4.70% 14.04.2034 (T1 S9)	VQ210139	MYBVQ2101392	14-Apr-2034	13.0	300	4.700	AAA (S)
1202	Infracap Resources Sukuk 4.80% 13.04.2035 (T1 S10)	VR210140	MYBVR2101408	13-Apr-2035	14.0	450	4.800	AAA (S)
1203	Infracap Resources Sukuk 4.90% 15.04.2036 (T1 S11)	VS210141	MYBVS2101414	15-Apr-2036	15.0	1,100	4.900	AAA (S)
1204	JAMB.KEDUA IMTN 3.910% 28.07.2023	VK160234	MYBVK1602344	28-Jul-2023	7.0	300	3.910	NR(LT)
1205	JAMB.KEDUA IMTN 4.200% 28.07.2026	VN160235	MYBVN1602355	28-Jul-2026	10.0	1,000	4.200	NR(LT)
1206	JAMB.KEDUA IMTN 4.300% 28.05.2025	VN150103	MYBVN1501037	28-May-2025	10.0	1,300	4.300	NR(LT)
1207	JAMB.KEDUA IMTN 4.520% 28.05.2030	VS150104	MYBVS1501044	28-May-2030	15.0	700	4.520	NR(LT)
1208	JAMB.KEDUA IMTN 4.520% 28.07.2031	VS160236	MYBVS1602362	28-Jul-2031	15.0	400	4.520	NR(LT)
1209	JAMB.KEDUA IMTN 4.860% 26.07.2041	VZ160237	MYBVZ1602375	26-Jul-2041	25.0	900	4.860	NR(LT)
1210	JATI IMTN 5.010% 31.01.2022	VM130040	MYBVM1300408	31-Jan-2022	9.0	20	5.010	AA3
1211	JATI IMTN 5.060% 29.07.2022	VN130039	MYBVN1300398	29-Jul-2022	9.5	30	5.060	AA3
1212	JATI IMTN 5.110% 31.01.2023	VN130038	MYBVN1300380	31-Jan-2023	10.0	55	5.110	AA3
1213	JATI IMTN 5.160% 31.07.2023	VO130037	MYBVO1300370	31-Jul-2023	10.5	60	5.160	AA3
1214	JAYA PERSADA 6.800% 26.04.2030	DP180003	MYBDP1800036	26-Apr-2030	12.0	25	6.800	NR(LT)

LONG TERM CORPORATE BONDS/SUKUK OUTSTANDING AS OF 31 DECEMBER 2021								
NO	STOCK NAME	STOCK CODE	ISIN CODE	MATURITY DATE	ISSUE TENURE (Years)	O/S AMT (MYR Mil)	CPN RATE (%)	RATING
1215	JAYA PERSADA 6.900% 25.04.2031	DQ180004	MYBDQ1800042	25-Apr-2031	13.0	25	6.900	NR(LT)
1216	JAYA PERSADA 7.000% 27.04.2032	DR180005	MYBDR1800057	27-Apr-2032	14.0	30	7.000	NR(LT)
1217	JELAS PURI MTN 1095D 04.3.2022	UG190036	MYBUG1900367	04-Mar-2022	3.0	5	3.940	NR(LT)
1218	JELAS PURI MTN 1459D 03.3.2023	UH190035	MYBUH1900357	03-Mar-2023	4.0	30	3.940	NR(LT)
1219	JELAS PURI MTN 1827D 05.3.2024	UI190034	MYBUI1900348	05-Mar-2024	5.0	40	3.940	NR(LT)
1220	JELAS PURI MTN 2192D 05.3.2025	UJ190033	MYBUJ1900338	05-Mar-2025	6.0	60	3.940	NR(LT)
1221	JELAS PURI MTN 2557D 05.3.2026	UK190032	MYBUK1900328	05-Mar-2026	7.0	167	3.940	NR(LT)
1222	JEP IMTN 5.150% 03.06.2022 - Tranche 3	VK150286	MYBVK1502866	03-Jun-2022	6.5	95	5.150	AA- IS
1223	JEP IMTN 5.170% 02.12.2022 - Tranche 4	VK150287	MYBVK1502874	02-Dec-2022	7.0	145	5.170	AA- IS
1224	JEP IMTN 5.220% 02.06.2023 - Tranche 5	VL150288	MYBVL1502880	02-Jun-2023	7.5	80	5.220	AA- IS
1225	JEP IMTN 5.270% 04.12.2023 - Tranche 6	VL150289	MYBVL1502898	04-Dec-2023	8.0	130	5.270	AA- IS
1226	JEP IMTN 5.350% 04.06.2024 - Tranche 7	VM150290	MYBVM1502904	04-Jun-2024	8.5	125	5.350	AA- IS
1227	JEP IMTN 5.400% 04.12.2024 - Tranche 8	VM150291	MYBVM1502912	04-Dec-2024	9.0	175	5.400	AA- IS
1228	JEP IMTN 5.420% 04.06.2025- Tranche 9	VN150292	MYBVN1502928	04-Jun-2025	9.5	100	5.420	AA- IS
1229	JEP IMTN 5.450% 04.12.2025 - Tranche 10	VN150293	MYBVN1502936	04-Dec-2025	10.0	165	5.450	AA- IS
1230	JEP IMTN 5.520% 04.06.2026 - Tranche 11	VO150294	MYBVO1502942	04-Jun-2026	10.5	130	5.520	AA- IS
1231	JEP IMTN 5.560% 04.12.2026 - Tranche 12	VO150295	MYBVO1502959	04-Dec-2026	11.0	155	5.560	AA- IS
1232	JEP IMTN 5.590% 04.06.2027 - Tranche 13	VP150296	MYBVP1502964	04-Jun-2027	11.5	115	5.590	AA- IS
1233	JEP IMTN 5.620% 03.12.2027 - Tranche 14	VP150297	MYBVP1502972	03-Dec-2027	12.0	170	5.620	AA- IS

LONG TERM CORPORATE BONDS/SUKUK OUTSTANDING AS OF 31 DECEMBER 2021								
NO	STOCK NAME	STOCK CODE	ISIN CODE	MATURITY DATE	ISSUE TENURE (Years)	O/S AMT (MYR Mil)	CPN RATE (%)	RATING
1234	JEP IMTN 5.650% 02.06.2028 - Tranche 15	VQ150298	MYBVQ1502988	02-Jun-2028	12.5	130	5.650	AA- IS
1235	JEP IMTN 5.680% 04.12.2028 - Tranche 16	VQ150299	MYBVQ1502996	04-Dec-2028	13.0	240	5.680	AA- IS
1236	JEP IMTN 5.740% 04.06.2029 - Tranche 17	VR150300	MYBVR1503000	04-Jun-2029	13.5	290	5.740	AA- IS
1237	JEP IMTN 5.770% 04.12.2029 - Tranche 18	VR150301	MYBVR1503018	04-Dec-2029	14.0	365	5.770	AA- IS
1238	JEP IMTN 5.790% 04.06.2030 - Tranche 19	VS150302	MYBVS1503024	04-Jun-2030	14.5	275	5.790	AA- IS
1239	JEP IMTN 5.820% 04.12.2030 - Tranche 20	VS150303	MYBVS1503032	04-Dec-2030	15.0	360	5.820	AA- IS
1240	JEP IMTN 5.850% 04.06.2031 - Tranche 21	VT150304	MYBVT1503048	04-Jun-2031	15.5	320	5.850	AA- IS
1241	JEP IMTN 6.200% 04.12.2031 - Tranche 22	VT150305	MYBVT1503055	04-Dec-2031	16.0	360	6.200	AA- IS
1242	JEP IMTN 6.240% 04.06.2032 - Tranche 23	VU150306	MYBVU1503061	04-Jun-2032	16.5	315	6.240	AA- IS
1243	JEP IMTN 6.280% 03.12.2032 - Tranche 24	VU150307	MYBVU1503079	03-Dec-2032	17.0	350	6.280	AA- IS
1244	JEP IMTN 6.320% 03.06.2033 - Tranche 25	VV150308	MYBVV1503085	03-Jun-2033	17.5	265	6.320	AA- IS
1245	JEP IMTN 6.360% 02.12.2033 - Tranche 26	VV150309	MYBVV1503093	02-Dec-2033	18.0	310	6.360	AA- IS
1246	JEP IMTN 6.400% 02.06.2034 - Tranche 27	VW150310	MYBVW1503109	02-Jun-2034	18.5	330	6.400	AA- IS
1247	JEP IMTN 6.440% 04.12.2034 - Tranche 28	VW150311	MYBVW1503117	04-Dec-2034	19.0	395	6.440	AA- IS
1248	JEP IMTN 6.480% 04.06.2035 - Tranche 29	VX150312	MYBVX1503123	04-Jun-2035	19.5	295	6.480	AA- IS
1249	JEP IMTN 6.520% 04.12.2035 - Tranche 30	VX150313	MYBVX1503131	04-Dec-2035	20.0	365	6.520	AA- IS
1250	JEP IMTN 6.560% 04.06.2036 - Tranche 31	VY150314	MYBVY1503147	04-Jun-2036	20.5	330	6.560	AA- IS
1251	JEP IMTN 6.600% 04.12.2036 - Tranche 32	VY150315	MYBVY1503154	04-Dec-2036	21.0	410	6.600	AA- IS
1252	JEP IMTN 6.640% 04.06.2037 - Tranche 33	VZ150316	MYBVZ1503169	04-Jun-2037	21.5	325	6.640	AA- IS

LONG TERM CORPORATE BONDS/SUKUK OUTSTANDING AS OF 31 DECEMBER 2021								
NO	STOCK NAME	STOCK CODE	ISIN CODE	MATURITY DATE	ISSUE TENURE (Years)	O/S AMT (MYR Mil)	CPN RATE (%)	RATING
1253	JEP IMTN 6.680% 04.12.2037 - Tranche 34	VZ150317	MYBVZ1503177	04-Dec-2037	22.0	430	6.680	AA- IS
1254	JEP IMTN 6.720% 04.06.2038 - Tranche 35	VZ150318	MYBVZ1503185	04-Jun-2038	22.5	375	6.720	AA- IS
1255	JEP IMTN 6.760% 03.12.2038 - Tranche 36	VZ150319	MYBVZ1503193	03-Dec-2038	23.0	395	6.760	AA- IS
1256	JEV IMTN 0% 10.05.2024	VT080774	MYBVT0807747	10-May-2024	16.0	40	9.800	AA3
1257	JEV IMTN 0% 10.11.2023	VT070904	MYBVT0709042	10-Nov-2023	16.0	60	9.650	AA3
1258	JEV IMTN 0% 10.11.2023	VT080773	MYBVT0807739	10-Nov-2023	15.5	20	9.750	AA3
1259	JEV IMTN 0% 11.11.2022	VS070902	MYBVS0709028	11-Nov-2022	15.0	60	9.550	AA3
1260	JEV IMTN 0% 11.11.2022	VS080771	MYBVS0807715	11-Nov-2022	14.5	20	9.650	AA3
1261	JEV IMTN 0% 11.11.2022	VT070349	MYBVT0703490	11-Nov-2022	15.5	30	9.500	AA3
1262	JEV IMTN 0% 12.05.2022	VR080770	MYBVR0807709	12-May-2022	14.0	20	9.600	AA3
1263	JEV IMTN 0% 12.05.2022	VS070348	MYBVS0703484	12-May-2022	15.0	30	9.450	AA3
1264	JEV IMTN 0% 12.05.2022	VS070901	MYBVS0709010	12-May-2022	14.5	60	9.500	AA3
1265	JEV IMTN 0% 12.05.2023	VS080772	MYBVS0807723	12-May-2023	15.0	20	9.700	AA3
1266	JEV IMTN 0% 12.05.2023	VT070903	MYBVT0709034	12-May-2023	15.5	60	9.600	AA3
1267	JEV IMTN 0% 12.11.2024	VU080775	MYBVU0807752	12-Nov-2024	16.5	40	9.850	AA3
1268	JKSB IMTN 0% 10.12.2025	VO140386	MYBVO1403869	10-Dec-2025	11.0	231	0.000	NR(LT)
1269	JKSB IMTN 0% 23.12.2022	VM130371	MYBVM1303717	23-Dec-2022	9.0	129	0.000	NR(LT)
1270	JKSB IMTN 0% 29.05.2026	VO150115	MYBVO1501159	29-May-2026	11.0	610	0.000	NR(LT)
1271	JKSB IMTN 4.800% 09.12.2022	VL140389	MYBVL1403899	09-Dec-2022	8.0	70	4.800	NR(LT)

LONG TERM CORPORATE BONDS/SUKUK OUTSTANDING AS OF 31 DECEMBER 2021								
NO	STOCK NAME	STOCK CODE	ISIN CODE	MATURITY DATE	ISSUE TENURE (Years)	O/S AMT (MYR Mil)	CPN RATE (%)	RATING
1272	JKSB IMTN 4.900% 08.12.2023	VM140388	MYBVM1403889	08-Dec-2023	9.0	65	4.900	NR(LT)
1273	JKSB IMTN 4.900% 21.10.2022	VK150231	MYBVK1502312	21-Oct-2022	7.0	75	4.900	NR(LT)
1274	JKSB IMTN 4.900% 27.05.2022	VK150119	MYBVK1501199	27-May-2022	7.0	95	4.900	NR(LT)
1275	JKSB IMTN 5.000% 10.12.2024	VN140387	MYBVN1403879	10-Dec-2024	10.0	55	5.000	NR(LT)
1276	JKSB IMTN 5.000% 20.10.2023	VL150230	MYBVL1502302	20-Oct-2023	8.0	75	5.000	NR(LT)
1277	JKSB IMTN 5.000% 29.05.2023	VL150118	MYBVL1501189	29-May-2023	8.0	95	5.000	NR(LT)
1278	JKSB IMTN 5.100% 21.10.2024	VM150229	MYBVM1502292	21-Oct-2024	9.0	75	5.100	NR(LT)
1279	JKSB IMTN 5.100% 29.05.2024	VM150117	MYBVM1501179	29-May-2024	9.0	95	5.100	NR(LT)
1280	JKSB IMTN 5.200% 21.10.2025	VN150228	MYBVN1502282	21-Oct-2025	10.0	70	5.200	NR(LT)
1281	JKSB IMTN 5.200% 29.05.2025	VN150116	MYBVN1501169	29-May-2025	10.0	90	5.200	NR(LT)
1282	JKSB IMTN 5.300% 21.10.2026	VO150227	MYBVO1502272	21-Oct-2026	11.0	70	5.300	NR(LT)
1283	JKSB IMTN 5.400% 21.10.2027	VP150226	MYBVP1502261	21-Oct-2027	12.0	70	5.400	NR(LT)
1284	JKSB IMTN 5.500% 20.10.2028	VQ150225	MYBVQ1502251	20-Oct-2028	13.0	75	5.500	NR(LT)
1285	JOHORCORP IMTN 3.840% 14.06.2022	VN120195	MYBVN1201950	14-Jun-2022	10.0	1,800	3.840	NR(LT)
1286	JPB IMTN Floating Rate 04.10.2024	VK170285	MYBVK1702854	04-Oct-2024	7.0	200	3.720	NR(LT)
1287	JPB IMTN Floating Rate 04.10.2024	VK170320	MYBVK1703209	04-Oct-2024	7.0	50	3.720	NR(LT)
1288	JPB IMTN Floating Rate 20.10.2027	VN170321	MYBVN1703211	20-Oct-2027	10.0	200	3.880	NR(LT)
1289	JPB IMTN Floating Rate 20.10.2027	VN180136	MYBVN1801361	20-Oct-2027	9.5	50	3.870	NR(LT)
1290	JPB IMTN Floating rate 05.10.2022	VI170284	MYBVI1702841	05-Oct-2022	5.0	250	3.480	NR(LT)

LONG TERM CORPORATE BONDS/SUKUK OUTSTANDING AS OF 31 DECEMBER 2021								
NO	STOCK NAME	STOCK CODE	ISIN CODE	MATURITY DATE	ISSUE TENURE (Years)	O/S AMT (MYR Mil)	CPN RATE (%)	RATING
1291	JPM MTN 1096D 02.12.2022	UG190359	MYBUG1903593	02-Dec-2022	3.0	350	3.230	NR(LT)
1292	JPM MTN 731D 02.12.2021	UF190361	MYBUF1903611	02-Dec-2022	2.0	50	3.230	NR(LT)
1293	JPM MTN 913D 02.6.2022	UG190360	MYBUG1903601	02-Jun-2022	2.5	50	3.230	NR(LT)
1294	K-PROHAWK IMTN 5.000% 22.06.2022	VL140405	MYBVL1404053	22-Jun-2022	7.5	25	5.000	AA2
1295	K-PROHAWK IMTN 5.020% 22.12.2022	VL140406	MYBVL1404061	22-Dec-2022	8.0	25	5.020	AA2
1296	K-PROHAWK IMTN 5.050% 22.06.2023	VM140407	MYBVM1404077	22-Jun-2023	8.5	30	5.050	AA2
1297	K-PROHAWK IMTN 5.080% 22.12.2023	VM140398	MYBVM1403988	22-Dec-2023	9.0	25	5.080	AA2
1298	K-PROHAWK IMTN 5.110% 21.06.2024	VN140399	MYBVN1403994	21-Jun-2024	9.5	30	5.110	AA2
1299	K-PROHAWK IMTN 5.140% 20.12.2024	VN140400	MYBVN1404000	20-Dec-2024	10.0	30	5.140	AA2
1300	K-PROHAWK IMTN 5.170% 20.06.2025	VO140401	MYBVO1404016	20-Jun-2025	10.5	30	5.170	AA2
1301	K-PROHAWK IMTN 5.200% 22.12.2025	VO140417	MYBVO1404172	22-Dec-2025	11.0	30	5.200	AA2
1302	K-PROHAWK IMTN 5.210% 20.12.2028	VS130351	MYBVS1303516	20-Dec-2028	15.0	30	5.210	AA2
1303	K-PROHAWK IMTN 5.210% 25.06.2027	VQ140160	MYBVQ1401603	25-Jun-2027	13.0	30	5.210	AA2
1304	K-PROHAWK IMTN 5.230% 22.06.2026	VP140418	MYBVP1404187	22-Jun-2026	11.5	35	5.230	AA2
1305	K-PROHAWK IMTN 5.240% 24.12.2027	VR140161	MYBVR1401619	24-Dec-2027	13.5	30	5.240	AA2
1306	K-PROHAWK IMTN 5.240% 27.12.2030	VV130177	MYBVV1301779	27-Dec-2030	17.5	40	5.240	AA2
1307	K-PROHAWK IMTN 5.260% 22.12.2026	VP140404	MYBVP1404047	22-Dec-2026	12.0	30	5.260	AA2
1308	K-PROHAWK IMTN 5.270% 20.12.2029	VT130352	MYBVT1303522	20-Dec-2029	16.0	30	5.270	AA2
1309	K-PROHAWK IMTN 5.270% 26.06.2028	VR140162	MYBVR1401627	26-Jun-2028	14.0	30	5.270	AA2

LONG TERM CORPORATE BONDS/SUKUK OUTSTANDING AS OF 31 DECEMBER 2021								
NO	STOCK NAME	STOCK CODE	ISIN CODE	MATURITY DATE	ISSUE TENURE (Years)	O/S AMT (MYR Mil)	CPN RATE (%)	RATING
1310	K-PROHAWK IMTN 5.290% 20.06.2030	VU130353	MYBVU1303538	20-Jun-2030	16.5	30	5.290	AA2
1311	K-PROHAWK IMTN 5.290% 26.12.2031	VW130178	MYBVW1301785	26-Dec-2031	18.5	40	5.290	AA2
1312	K-PROHAWK IMTN 5.310% 28.06.2032	VW130179	MYBVW1301793	28-Jun-2032	19.0	40	5.310	AA2
1313	K-PROHAWK IMTN 5.320% 26.06.2029	VS140163	MYBVS1401633	26-Jun-2029	15.0	30	5.320	AA2
1314	K-PROHAWK IMTN 5.330% 28.12.2032	VX130180	MYBVX1301809	28-Dec-2032	19.5	40	5.330	AA2
1315	K-PROHAWK IMTN 5.340% 20.06.2031	VV130354	MYBVV1303544	20-Jun-2031	17.5	30	5.340	AA2
1316	K-PROHAWK IMTN 5.350% 28.06.2033	VX130181	MYBVX1301817	28-Jun-2033	20.0	40	5.350	AA2
1317	KAJV IMTN 5.25% 13.05.2022	VG190170	MYBVG1901702	13-May-2022	2.7	15	5.250	AA- IS
1318	KAJV IMTN 5.25% 13.05.2022	VG190344	MYBVG1903443	13-May-2022	2.4	55	5.250	AA- IS
1319	KAJV IMTN 5.35% 12.05.2023	VG200067	MYBVG2000678	12-May-2023	3.0	35	5.350	AA- IS
1320	KAJV IMTN 5.35% 12.05.2023	VH190343	MYBVH1903433	12-May-2023	3.4	10	5.350	AA- IS
1321	KAJV IMTN6 5.05% 12.05.2023	VG200272	MYBVG2002724	12-May-2023	2.6	40	5.050	AA- IS
1322	KAJV IMTN7 5.10% 13.05.2024	VH200273	MYBVH2002730	13-May-2024	3.6	15	5.100	AA- IS
1323	KAJV IMTN8 5.10% 13.05.2024	VH210116	MYBVH2101169	13-May-2024	3.1	70	5.100	AA- IS
1324	KAJV IMTN9 5.15% 13.05.2025	VI210117	MYBVI2101175	13-May-2025	4.1	20	5.150	AA- IS
1325	KASB MTN Tranche 1 Series 11 368D 28.2.2022	UE210058	MYBUE2100582	28-Feb-2022	1.0	25	7.500	NR(LT)
1326	KASB MTN Tranche 1 Series 12 367D 09.5.2022	UE210180	MYBUE2101804	09-May-2022	1.0	5	7.000	NR(LT)
1327	KASB MTN Tranche 1 Series 13 367D 12.12.2022	UE210409	MYBUE2104097	12-Dec-2022	1.0	15	7.000	NR(LT)
1328	KASB MTN Tranche 1 Series 14 365D 22.12.2022	UE210425	MYBUE2104253	22-Dec-2022	1.0	25	7.500	NR(LT)

LONG TERM CORPORATE BONDS/SUKUK OUTSTANDING AS OF 31 DECEMBER 2021								
NO	STOCK NAME	STOCK CODE	ISIN CODE	MATURITY DATE	ISSUE TENURE (Years)	O/S AMT (MYR Mil)	CPN RATE (%)	RATING
1329	KASB MTN Tranche 2 Series 5 366D 29.6.2022	UE210241	MYBUE2102414	29-Jun-2022	1.0	30	7.000	NR(LT)
1330	KCSB 2017-MTN-ISSUE 2-TRANCHE 1-R-CLASS A-5Y	UK170029	MYBUK1700298	06-Mar-2024	7.0	130	4.400	AAA
1331	KENINV MTN Tranche 1 3652D 20.4.2027	UN170066	MYBUN1700664	20-Apr-2027	10.0	5	6.250	NR(LT)
1332	KENINV MTN Tranche 2 3651D 28.1.2028	UN180019	MYBUN1800191	28-Jan-2028	10.0	10	6.600	NR(LT)
1333	KENINV MTN Tranche 3 3653D 18.9.2028	UN180188	MYBUN1801884	18-Sep-2028	10.0	10	6.400	NR(LT)
1334	KENINV MTN Tranche 4 3652D 20.3.2030	UN200080	MYBUN2000809	20-Mar-2030	10.0	50	5.250	NR(LT)
1335	KENINV MTN Tranche 5 3652D 28.8.2030	UN200170	MYBUN2001708	28-Aug-2030	10.0	47	4.400	NR(LT)
1336	KENINV MTN Tranche 6 3652D 28.5.2031	UN210193	MYBUN2101938	28-May-2031	10.0	64	4.480	NR(LT)
1337	KESAS 5.000% 19.08.2022 PN	PZ95056S	MYBPZ95056S0	19-Aug-2022	27.4	72	5.000	NR(LT)
1338	KESAS 5.000% 19.08.2022 PN	PZ95057H	MYBPZ95057H1	19-Aug-2022	27.4	2	5.000	NR(LT)
1339	KESAS 5.000% 19.08.2022 PN	PZ95058T	MYBPZ95058T4	19-Aug-2022	27.4	7	5.000	NR(LT)
1340	KESAS 5.000% 19.08.2022 PN	PZ95059X	MYBPZ95059X4	19-Aug-2022	27.3	8	5.000	NR(LT)
1341	KESAS 5.000% 19.08.2022 PN	PZ95060F	MYBPZ95060F9	19-Aug-2022	27.2	13	5.000	NR(LT)
1342	KESAS 5.000% 19.08.2022 PN	PZ95061Z	MYBPZ95061Z5	19-Aug-2022	27.2	8	5.000	NR(LT)
1343	KESAS 5.000% 19.08.2022 PN	PZ95062S	MYBPZ95062S8	19-Aug-2022	27.1	16	5.000	NR(LT)
1344	KESAS 5.000% 19.08.2022 PN	PZ95063H	MYBPZ95063H9	19-Aug-2022	27.0	16	5.000	NR(LT)
1345	KESAS 5.000% 19.08.2022 PN	PZ95064T	MYBPZ95064T2	19-Aug-2022	27.0	9	5.000	NR(LT)
1346	KESAS 5.000% 19.08.2022 PN	PZ95065X	MYBPZ95065X1	19-Aug-2022	26.9	6	5.000	NR(LT)
1347	KESAS 5.000% 19.08.2022 PN	PZ95066W	MYBPZ95066W1	19-Aug-2022	26.9	3	5.000	NR(LT)



LONG TERM CORPORATE BONDS/SUKUK OUTSTANDING AS OF 31 DECEMBER 2021								
NO	STOCK NAME	STOCK CODE	ISIN CODE	MATURITY DATE	ISSUE TENURE (Years)	O/S AMT (MYR Mil)	CPN RATE (%)	RATING
1348	KESAS 5.000% 19.08.2022 PN	PZ95067N	MYBPZ95067N8	19-Aug-2022	26.9	10	5.000	NR(LT)
1349	KESAS 5.000% 19.08.2022 PN	PZ95068V	MYBPZ95068V9	19-Aug-2022	26.8	7	5.000	NR(LT)
1350	KESAS 5.000% 19.08.2022 PN	PZ95069A	MYBPZ95069A1	19-Aug-2022	26.8	4	5.000	NR(LT)
1351	KESAS 5.000% 19.08.2022 PN	PZ95070T	MYBPZ95070T9	19-Aug-2022	26.8	8	5.000	NR(LT)
1352	KESAS 5.000% 19.08.2022 PN	PZ95071X	MYBPZ95071X9	19-Aug-2022	26.7	4	5.000	NR(LT)
1353	KESAS 5.000% 19.08.2022 PN	PZ95072W	MYBPZ95072W9	19-Aug-2022	26.7	9	5.000	NR(LT)
1354	KESAS 5.000% 19.08.2022 PN	PZ96043N	MYBPZ96043N8	19-Aug-2022	26.6	7	5.000	NR(LT)
1355	KESAS 5.000% 19.08.2022 PN	PZ96044W	MYBPZ96044W7	19-Aug-2022	26.6	7	5.000	NR(LT)
1356	KESAS 5.000% 19.08.2022 PN	PZ96045N	MYBPZ96045N3	19-Aug-2022	26.6	4	5.000	NR(LT)
1357	KESAS 5.000% 19.08.2022 PN	PZ96046V	MYBPZ96046V4	19-Aug-2022	26.5	7	5.000	NR(LT)
1358	KESAS 5.000% 19.08.2022 PN	PZ96047A	MYBPZ96047A6	19-Aug-2022	26.5	3	5.000	NR(LT)
1359	KESAS 5.000% 19.08.2022 PN	PZ96048E	MYBPZ96048E6	19-Aug-2022	26.4	15	5.000	NR(LT)
1360	KESAS 5.000% 19.08.2022 PN	PZ96049F	MYBPZ96049F1	19-Aug-2022	26.4	8	5.000	NR(LT)
1361	KESAS 5.000% 19.08.2022 PN	PZ96050W	MYBPZ96050W4	19-Aug-2022	26.4	11	5.000	NR(LT)
1362	KESAS 5.000% 19.08.2022 PN	PZ96051N	MYBPZ96051N1	19-Aug-2022	26.4	5	5.000	NR(LT)
1363	KESAS 5.000% 19.08.2022 PN	PZ96052V	MYBPZ96052V2	19-Aug-2022	26.3	7	5.000	NR(LT)
1364	KESAS 5.000% 19.08.2022 PN	PZ96053A	MYBPZ96053A4	19-Aug-2022	26.3	7	5.000	NR(LT)
1365	KESAS 5.000% 19.08.2022 PN	PZ96054E	MYBPZ96054E4	19-Aug-2022	26.2	7	5.000	NR(LT)
1366	KESAS 5.000% 19.08.2022 PN	PZ96055F	MYBPZ96055F8	19-Aug-2022	26.2	3	5.000	NR(LT)

LONG TERM CORPORATE BONDS/SUKUK OUTSTANDING AS OF 31 DECEMBER 2021								
NO	STOCK NAME	STOCK CODE	ISIN CODE	MATURITY DATE	ISSUE TENURE (Years)	O/S AMT (MYR Mil)	CPN RATE (%)	RATING
1367	KESAS 5.000% 19.08.2022 PN	PZ96056Z	MYBPZ96056Z4	19-Aug-2022	26.1	4	5.000	NR(LT)
1368	KESAS 5.000% 19.08.2022 PN	PZ96057S	MYBPZ96057S7	19-Aug-2022	26.1	11	5.000	NR(LT)
1369	KESAS 5.000% 19.08.2022 PN	PZ96058H	MYBPZ96058H8	19-Aug-2022	26.0	5	5.000	NR(LT)
1370	KESAS 5.000% 19.08.2022 PN	PZ96059T	MYBPZ96059T1	19-Aug-2022	26.0	12	5.000	NR(LT)
1371	KESAS 5.000% 19.08.2022 PN	PZ96060E	MYBPZ96060E1	19-Aug-2022	26.0	6	5.000	NR(LT)
1372	KESAS 5.000% 19.08.2022 PN	PZ96061F	MYBPZ96061F6	19-Aug-2022	25.9	6	5.000	NR(LT)
1373	KESAS 5.000% 19.08.2022 PN	PZ96062Z	MYBPZ96062Z2	19-Aug-2022	25.9	2	5.000	NR(LT)
1374	KESAS 5.000% 19.08.2022 PN	PZ96063S	MYBPZ96063S5	19-Aug-2022	25.9	6	5.000	NR(LT)
1375	KESAS 5.000% 19.08.2022 PN	PZ96064H	MYBPZ96064H6	19-Aug-2022	25.9	4	5.000	NR(LT)
1376	KESAS 5.000% 19.08.2022 PN	PZ96065T	MYBPZ96065T8	19-Aug-2022	25.8	4	5.000	NR(LT)
1377	KESAS 5.000% 19.08.2022 PN	PZ96066X	MYBPZ96066X8	19-Aug-2022	25.8	4	5.000	NR(LT)
1378	KESAS 5.000% 19.08.2022 PN	PZ96067W	MYBPZ96067W8	19-Aug-2022	25.7	5	5.000	NR(LT)
1379	KESAS 5.000% 19.08.2022 PN	PZ96068N	MYBPZ96068N5	19-Aug-2022	25.7	2	5.000	NR(LT)
1380	KESAS 5.000% 19.08.2022 PN	PZ97013H	MYBPZ97013H2	19-Aug-2022	25.6	6	5.000	NR(LT)
1381	KESAS 5.000% 19.08.2022 PN	PZ97014T	MYBPZ97014T5	19-Aug-2022	25.6	2	5.000	NR(LT)
1382	KESAS 5.000% 19.08.2022 PN	PZ97015X	MYBPZ97015X4	19-Aug-2022	25.5	4	5.000	NR(LT)
1383	KESAS 5.000% 19.08.2022 PN	PZ97016W	MYBPZ97016W4	19-Aug-2022	25.5	4	5.000	NR(LT)
1384	KESAS 5.000% 19.08.2022 PN	PZ97017N	MYBPZ97017N1	19-Aug-2022	25.5	2	5.000	NR(LT)
1385	KESAS 5.000% 19.08.2022 PN	PZ97018V	MYBPZ97018V2	19-Aug-2022	25.4	1	5.000	NR(LT)

LONG TERM CORPORATE BONDS/SUKUK OUTSTANDING AS OF 31 DECEMBER 2021								
NO	STOCK NAME	STOCK CODE	ISIN CODE	MATURITY DATE	ISSUE TENURE (Years)	O/S AMT (MYR Mil)	CPN RATE (%)	RATING
1386	KESAS 5.000% 19.08.2022 PN	PZ97028Z	MYBPZ97028Z2	19-Aug-2022	25.4	16	5.000	NR(LT)
1387	KESAS 5.000% 19.08.2022 PN	PZ97029S	MYBPZ97029S5	19-Aug-2022	25.4	5	5.000	NR(LT)
1388	KESAS 5.000% 19.08.2022 PN	PZ97030V	MYBPZ97030V7	19-Aug-2022	25.3	2	5.000	NR(LT)
1389	KESAS 5.000% 19.08.2022 PN	PZ97031A	MYBPZ97031A9	19-Aug-2022	25.3	3	5.000	NR(LT)
1390	KESAS 5.000% 19.08.2022 PN	PZ97032E	MYBPZ97032E9	19-Aug-2022	25.3	1	5.000	NR(LT)
1391	KESAS 5.000% 19.08.2022 PN	PZ97037T	MYBPZ97037T6	19-Aug-2022	25.2	4	5.000	NR(LT)
1392	KESAS 5.000% 19.08.2022 PN	PZ97039W	MYBPZ97039W6	19-Aug-2022	25.1	3	5.000	NR(LT)
1393	KESAS 5.000% 19.08.2022 PN	PZ97040Z	MYBPZ97040Z7	19-Aug-2022	25.0	2	5.000	NR(LT)
1394	KESAS 5.000% 19.08.2022 PN	PZ97041S	MYBPZ97041S0	19-Aug-2022	25.0	1	5.000	NR(LT)
1395	KESAS 5.000% 19.08.2022 PN	PZ98009T	MYBPZ98009T4	19-Aug-2022	25.0	1	5.000	NR(LT)
1396	KESAS 5.000% 19.08.2022 PN	PZ98010E	MYBPZ98010E4	19-Aug-2022	24.7	2	5.000	NR(LT)
1397	KESAS 5.000% 19.08.2022 PN	PZ98011F	MYBPZ98011F9	19-Aug-2022	24.6	1	5.000	NR(LT)
1398	KESAS 5.000% 19.08.2022 PN	PZ98012Z	MYBPZ98012Z5	19-Aug-2022	24.6	2	5.000	NR(LT)
1399	KESAS 5.000% 19.08.2022 PN	PZ98013S	MYBPZ98013S8	19-Aug-2022	24.6	2	5.000	NR(LT)
1400	KESAS 5.000% 19.08.2022 PN	PZ98014H	MYBPZ98014H9	19-Aug-2022	24.6	2	5.000	NR(LT)
1401	KESAS 5.000% 19.08.2022 PN	PZ98015T	MYBPZ98015T1	19-Aug-2022	24.6	1	5.000	NR(LT)
1402	KESAS 5.000% 19.08.2022 PN	PZ98016X	MYBPZ98016X1	19-Aug-2022	24.5	2	5.000	NR(LT)
1403	KESAS 5.000% 19.08.2022 PN	PZ98017W	MYBPZ98017W1	19-Aug-2022	24.4	1	5.000	NR(LT)
1404	KESAS 5.000% 19.08.2022 PN	PZ98018N	MYBPZ98018N8	19-Aug-2022	24.4	21	5.000	NR(LT)

LONG TERM CORPORATE BONDS/SUKUK OUTSTANDING AS OF 31 DECEMBER 2021								
NO	STOCK NAME	STOCK CODE	ISIN CODE	MATURITY DATE	ISSUE TENURE (Years)	O/S AMT (MYR Mil)	CPN RATE (%)	RATING
1405	KESAS 5.000% 19.08.2022 PN	PZ98020H	MYBPZ98020H6	19-Aug-2022	24.4	1	5.000	NR(LT)
1406	KESAS 5.000% 19.08.2022 PN	PZ98021T	MYBPZ98021T9	19-Aug-2022	24.4	3	5.000	NR(LT)
1407	KESAS 5.000% 19.08.2022 PN	PZ98022X	MYBPZ98022X9	19-Aug-2022	24.4	6	5.000	NR(LT)
1408	KESAS 5.000% 19.08.2022 PN	PZ98023W	MYBPZ98023W9	19-Aug-2022	24.4	3	5.000	NR(LT)
1409	KESAS 5.000% 19.08.2022 PN	PZ98024N	MYBPZ98024N6	19-Aug-2022	24.3	1	5.000	NR(LT)
1410	KESAS 5.000% 19.08.2022 PN	PZ98027E	MYBPZ98027E8	19-Aug-2022	24.2	1	5.000	NR(LT)
1411	KESAS 5.000% 19.08.2022 PN	PZ98028F	MYBPZ98028F3	19-Aug-2022	24.2	4	5.000	NR(LT)
1412	KESAS 5.000% 19.08.2022 PN	PZ98031V	MYBPZ98031V4	19-Aug-2022	24.1	1	5.000	NR(LT)
1413	KESAS 5.000% 19.08.2022 PN	PZ98032A	MYBPZ98032A6	19-Aug-2022	24.1	2	5.000	NR(LT)
1414	KESAS 5.000% 19.08.2022 PN	PZ98060V	MYBPZ98060V3	19-Aug-2022	24.1	1	5.000	NR(LT)
1415	KESAS 5.000% 19.08.2022 PN	PZ98063F	MYBPZ98063F0	19-Aug-2022	24.0	2	5.000	NR(LT)
1416	KESAS 5.000% 19.08.2022 PN	PZ98064Z	MYBPZ98064Z6	19-Aug-2022	23.9	13	5.000	NR(LT)
1417	KESAS 5.000% 19.08.2022 PN	PZ99005E	MYBPZ99005E3	19-Aug-2022	23.4	14	5.000	NR(LT)
1418	KESAS 5.000% 19.08.2022 PN	PZ99006F	MYBPZ99006F8	19-Aug-2022	23.3	4	5.000	NR(LT)
1419	KESAS IMTN 4.750% 10.10.2022	VL140346	MYBVL1403469	10-Oct-2022	8.0	90	4.750	AA2
1420	KESAS IMTN 4.850% 10.08.2023	VM140347	MYBVM1403475	10-Aug-2023	8.8	105	4.850	AA2
1421	KESTURI IMTN 4.25% 01.12.2023 - IMTN 5	VN130300	MYBVN1303004	01-Dec-2023	10.0	140	4.250	AA- IS
1422	KESTURI IMTN 4.25% 02.12.2022 - IMTN 4	VM130299	MYBVM1302990	02-Dec-2022	9.0	120	4.250	AA- IS
1423	KESTURI IMTN 4.75% 01.12.2028 - IMTN 10	VS130305	MYBVS1303052	01-Dec-2028	15.0	230	4.750	AA- IS

LONG TERM CORPORATE BONDS/SUKUK OUTSTANDING AS OF 31 DECEMBER 2021								
NO	STOCK NAME	STOCK CODE	ISIN CODE	MATURITY DATE	ISSUE TENURE (Years)	O/S AMT (MYR Mil)	CPN RATE (%)	RATING
1424	KESTURI IMTN 4.75% 02.12.2024 - IMTN 6	VO130301	MYBVO1303010	02-Dec-2024	11.0	160	4.750	AA- IS
1425	KESTURI IMTN 4.75% 02.12.2025 - IMTN 7	VP130302	MYBVP1303025	02-Dec-2025	12.0	240	4.750	AA- IS
1426	KESTURI IMTN 4.75% 02.12.2026 - IMTN 8	VQ130303	MYBVQ1303031	02-Dec-2026	13.0	250	4.750	AA- IS
1427	KESTURI IMTN 4.75% 02.12.2027 - IMTN 9	VR130304	MYBVR1303047	02-Dec-2027	14.0	250	4.750	AA- IS
1428	KESTURI IMTN 4.75% 30.11.2029 - IMTN 11	VT130306	MYBVT1303068	30-Nov-2029	16.0	210	4.750	AA- IS
1429	KESTURI IMTN 5.25% 02.12.2030 - IMTN 12	VU130307	MYBVU1303074	02-Dec-2030	17.0	180	5.250	AA- IS
1430	KESTURI IMTN 5.25% 02.12.2031 - IMTN 13	VV130308	MYBVV1303080	02-Dec-2031	18.0	150	5.250	AA- IS
1431	KESTURI IMTN 5.25% 02.12.2032 - IMTN 14	VW130309	MYBVW1303096	02-Dec-2032	19.0	120	5.250	AA- IS
1432	KESTURI IMTN 5.25% 02.12.2033 - IMTN 15	VX130310	MYBVX1303102	02-Dec-2033	20.0	100	5.250	AA- IS
1433	KESTURI Junior Bonds 11.50% 01.12.2034	PY130067	MYBPY1300678	01-Dec-2034	21.0	180	11.500	A-
1434	KEVSB IMTN 4.630% 05.07.2022	VM130204	MYBVM1302040	05-Jul-2022	9.0	110	4.630	AA+ IS
1435	KEVSB IMTN 4.710% 05.07.2023	VN130205	MYBVN1302055	05-Jul-2023	10.0	110	4.710	AA+ IS
1436	KEVSB IMTN 4.790% 05.07.2024	VO130206	MYBVO1302061	05-Jul-2024	11.0	150	4.790	AA+ IS
1437	KEVSB IMTN 4.870% 04.07.2025	VP130207	MYBVP1302076	04-Jul-2025	12.0	160	4.870	AA+ IS
1438	KEVSB IMTN 4.950% 03.07.2026	VQ130208	MYBVQ1302082	03-Jul-2026	13.0	160	4.950	AA+ IS
1439	KHAZANAH 0% 02.09.2022	DN120017	MYBDN1200174	02-Sep-2022	10.0	1,500	0.000	NR(LT)
1440	KHAZANAH 0% 03.09.2032	DX120016	MYBDX1200165	03-Sep-2032	20.0	1,000	0.000	NR(LT)
1441	KHAZANAH 0% 12.10.2027	DS120018	MYBDS1200181	12-Oct-2027	15.0	1,000	0.000	NR(LT)
1442	KHAZANAH 0% 14.08.2023	DS081080	MYBDS0810808	14-Aug-2023	15.0	2,000	0.000	NR(LT)

LONG TERM CORPORATE BONDS/SUKUK OUTSTANDING AS OF 31 DECEMBER 2021								
NO	STOCK NAME	STOCK CODE	ISIN CODE	MATURITY DATE	ISSUE TENURE (Years)	O/S AMT (MYR Mil)	CPN RATE (%)	RATING
1443	KHAZANAH 0% 15.06.2022	DS070572	MYBDS0705727	15-Jun-2022	15.0	1,000	0.000	NR(LT)
1444	KHAZANAH 0% 20.03.2024	DS090052	MYBDS0900526	20-Mar-2024	15.0	1,500	0.000	NR(LT)
1445	KHAZANAH 0% 27.08.2024	DS090198	MYBDS0901987	27-Aug-2024	15.0	1,000	0.000	NR(LT)
1446	KHAZANAH MTN 7305D 30.1.2040	UX200033	MYBUX2000337	30-Jan-2040	20.0	2,901	4.137	NR(LT)
1447	KIMANIS IMTN 4.850% 14.06.2022 - Tranche No 27	VM130169	MYBVM1301695	14-Jun-2022	9.0	15	4.850	AA IS
1448	KIMANIS IMTN 4.850% 14.06.2023 - Tranche No 29	VN130171	MYBVN1301719	14-Jun-2023	10.0	5	4.850	AA IS
1449	KIMANIS IMTN 4.850% 14.12.2022 - Tranche No 28	VN130170	MYBVN1301701	14-Dec-2022	9.5	15	4.850	AA IS
1450	KIMANIS IMTN 4.850% 14.12.2023 - Tranche No 30	VO130172	MYBVO1301725	14-Dec-2023	10.5	10	4.850	AA IS
1451	KIMANIS IMTN 4.950% 08.08.2022 - Tranche No. 7	VN120298	MYBVN1202982	08-Aug-2022	10.0	70	4.950	AA IS
1452	KIMANIS IMTN 5.050% 08.08.2023 - Tranche No. 8	VO120299	MYBVO1202998	08-Aug-2023	11.0	70	5.050	AA IS
1453	KIMANIS IMTN 5.100% 08.08.2024 - Tranche No. 9	VP120300	MYBVP1203001	08-Aug-2024	12.0	70	5.100	AA IS
1454	KIMANIS IMTN 5.250% 08.08.2025 - Tranche No. 10	VQ120301	MYBVQ1203017	08-Aug-2025	13.0	100	5.250	AA IS
1455	KIMANIS IMTN 5.300% 07.08.2026 - Tranche No. 11	VR120302	MYBVR1203023	07-Aug-2026	14.0	100	5.300	AA IS
1456	KIMANIS IMTN 5.400% 06.08.2027 - Tranche No. 12	VS120303	MYBVS1203039	06-Aug-2027	15.0	70	5.400	AA IS
1457	KIMANIS IMTN 5.500% 08.08.2028 - Tranche No. 13	VT120304	MYBVT1203045	08-Aug-2028	16.0	60	5.500	AA IS
1458	KIMLUN IMTN 4.490% 01.11.2024	VG210394	MYBVG2103944	01-Nov-2024	3.0	20	4.490	NR(LT)
1459	KIMLUN IMTN 4.870% 31.10.2025	VH210393	MYBVH2103934	31-Oct-2025	4.0	25	4.870	NR(LT)
1460	KIMLUN IMTN 5.060% 02.11.2026	VI210392	MYBVI2103924	02-Nov-2026	5.0	30	5.060	NR(LT)
1461	KIP REIT CAP MTN FIXED RATE 2557D 31.7.2026	UK190257	MYBUK1902571	31-Jul-2026	7.0	210	4.450	AAA

LONG TERM CORPORATE BONDS/SUKUK OUTSTANDING AS OF 31 DECEMBER 2021								
NO	STOCK NAME	STOCK CODE	ISIN CODE	MATURITY DATE	ISSUE TENURE (Years)	O/S AMT (MYR Mil)	CPN RATE (%)	RATING
1462	KIP REIT CAP MTN FLOATING RATE 2557D 31.7.2026	UK190258	MYBUK1902589	31-Jul-2026	7.0	100	3.570	NR(LT)
1463	KL33 MTN Tranche 1 Series 1	UN170004	MYBUN1700045	13-Jan-2027	10.0	60	12.500	NR(LT)
1464	KL33 MTN Tranche 1 Series 2	UN170003	MYBUN1700037	13-Jan-2027	10.0	13	12.500	NR(LT)
1465	KLK IMTN 3.75% 27.09.2029 - Tranche 1	VN190188	MYBVN1901880	27-Sep-2029	10.0	1,000	3.750	AA1
1466	KLK IMTN 3.95% 27.09.2034 - Tranche 2	VS190189	MYBVS1901897	27-Sep-2034	15.0	1,000	3.950	AA1
1467	KLK IMTN 4.00% 02.09.2022 - Issue No. 1	VN120337	MYBVN1203378	02-Sep-2022	10.0	1,000	4.000	AA1
1468	KLK IMTN 4.580% 12.08.2025 - IMTN 1	VN150157	MYBVN1501573	12-Aug-2025	10.0	1,100	4.580	AA1
1469	KLK IMTN 4.650% 24.04.2026 - IMTN 2	VN160111	MYBVN1601118	24-Apr-2026	10.0	500	4.650	AA1
1470	KPC IMTN FLOATING RATE (TRANCHE 1) 28.01.2028	VN180235	MYBVN1802351	28-Jan-2028	9.5	160	3.240	NR(LT)
1471	KPC IMTN FLOATING RATE (TRANCHE 1) 29.01.2027	VM180236	MYBVM1802361	29-Jan-2027	8.5	65	3.220	NR(LT)
1472	KPC IMTN Floating Rate 02.05.2023 (Tranche 1)	VI180182	MYBVI1801825	02-May-2023	5.0	85	3.150	NR(LT)
1473	KPC IMTN Floating Rate 02.05.2024 (Tranche 1)	VJ180181	MYBVJ1801815	02-May-2024	6.0	100	3.170	NR(LT)
1474	KPC IMTN Floating Rate 02.05.2025 (Tranche 1)	VK180180	MYBVK1801805	02-May-2025	7.0	160	3.190	NR(LT)
1475	KPC IMTN Floating Rate 05.04.2029 (Tranche 1)	VN190234	MYBVN1902342	05-Apr-2029	9.4	80	3.240	NR(LT)
1476	KPC IMTN Floating Rate 19.04.2029 (Tranche 1)	VM200316	MYBVM2003167	19-Apr-2029	8.4	50	3.220	NR(LT)
1477	KPC IMTN Floating Rate 29.04.2022 (Tranche 1)	VH180183	MYBVH1801835	29-Apr-2022	4.0	50	3.100	NR(LT)
1478	KPC IMTN Floating Rate 30.04.2026 (Tranche 1)	VL180179	MYBVL1801795	30-Apr-2026	8.0	160	3.210	NR(LT)
1479	KPC IMTN Floating Rate 30.04.2027 (Tranche 1)	VM180178	MYBVM1801785	30-Apr-2027	9.0	95	3.230	NR(LT)
1480	KPC IMTN Floating Rate 31.01.2029 (Tranche 1)	VN190015	MYBVN1900155	31-Jan-2029	10.0	30	3.250	NR(LT)

LONG TERM CORPORATE BONDS/SUKUK OUTSTANDING AS OF 31 DECEMBER 2021								
NO	STOCK NAME	STOCK CODE	ISIN CODE	MATURITY DATE	ISSUE TENURE (Years)	O/S AMT (MYR Mil)	CPN RATE (%)	RATING
1481	KULIM TECH IMTN Floating Rate 25.05.2026	VI210211	MYBVI2102116	25-May-2026	5.0	25	3.390	NR(LT)
1482	KULIM TECH IMTN Floating Rate 23.05.2025	VH210209	MYBVH2102092	23-May-2025	4.0	25	3.340	NR(LT)
1483	KULIM TECH IMTN Floating Rate 24.05.2024	VG210207	MYBVG2102078	24-May-2024	3.0	25	3.340	NR(LT)
1484	KULIM TECH IMTN Floating Rate 24.05.2028	VK210439	MYBVK2104399	24-May-2028	6.5	25	3.420	NR(LT)
1485	KULIM TECH IMTN Floating Rate 24.11.2023	VG210206	MYBVG2102060	24-Nov-2023	2.5	25	3.340	NR(LT)
1486	KULIM TECH IMTN Floating Rate 25.05.2027	VJ210437	MYBVJ2104375	25-May-2027	5.5	25	3.400	NR(LT)
1487	KULIM TECH IMTN Floating Rate 25.11.2024	VH210208	MYBVH2102084	25-Nov-2024	3.5	25	3.340	NR(LT)
1488	KULIM TECH IMTN Floating Rate 25.11.2025	VI210210	MYBVI2102108	25-Nov-2025	4.5	25	3.370	NR(LT)
1489	KULIM TECH IMTN Floating Rate 25.11.2026	VI210436	MYBVI2104369	25-Nov-2026	5.0	25	3.390	NR(LT)
1490	KULIM TECH IMTN Floating Rate 25.11.2027	VJ210438	MYBVJ2104383	25-Nov-2027	6.0	25	3.410	NR(LT)
1491	LAKSANA MTN 1664D 24.2.2026-Initial MTNs T2(v)-1A	UI210267	MYBUI2102670	24-Feb-2026	4.6	0	4.200	NR(LT)
1492	LAKSANA MTN 1664D 24.2.2026-Initial MTNs T2(v)-2A	UI210268	MYBUI2102688	24-Feb-2026	4.6	0	4.220	NR(LT)
1493	LAKSANA MTN 1664D 24.2.2026-Initial MTNs T2(v)-3A	UI210269	MYBUI2102696	24-Feb-2026	4.6	0	4.200	NR(LT)
1494	LAKSANA MTN 1664D 24.2.2026-Initial MTNs T2(v)-4A	UI210270	MYBUI2102704	24-Feb-2026	4.6	0	4.250	NR(LT)
1495	LAKSANA MTN 1692D 24.2.2026-Initial MTNsT2(iv)-1A	UI210251	MYBUI2102514	24-Feb-2026	4.6	0	4.200	NR(LT)
1496	LAKSANA MTN 1692D 24.2.2026-Initial MTNsT2(iv)-2A	UI210252	MYBUI2102522	24-Feb-2026	4.6	0	4.220	NR(LT)
1497	LAKSANA MTN 1692D 24.2.2026-Initial MTNsT2(iv)-3A	UI210253	MYBUI2102530	24-Feb-2026	4.6	0	4.200	NR(LT)
1498	LAKSANA MTN 1692D 24.2.2026-Initial MTNsT2(iv)-4A	UI210254	MYBUI2102548	24-Feb-2026	4.6	0	4.250	NR(LT)
1499	LAKSANA MTN 1720D 24.2.2026-Initial MTNsT2(iii)-1A	UI210217	MYBUI2102175	24-Feb-2026	4.7	0	4.200	NR(LT)



LONG TERM CORPORATE BONDS/SUKUK OUTSTANDING AS OF 31 DECEMBER 2021								
NO	STOCK NAME	STOCK CODE	ISIN CODE	MATURITY DATE	ISSUE TENURE (Years)	O/S AMT (MYR Mil)	CPN RATE (%)	RATING
1500	LAKSANA MTN 1720D 24.2.2026-Initial MTNsT2(iii)-2A	UI210218	MYBUI2102183	24-Feb-2026	4.7	0	4.220	NR(LT)
1501	LAKSANA MTN 1720D 24.2.2026-Initial MTNsT2(iii)-3A	UI210219	MYBUI2102191	24-Feb-2026	4.7	0	4.200	NR(LT)
1502	LAKSANA MTN 1720D 24.2.2026-Initial MTNsT2(iii)-4A	UI210220	MYBUI2102209	24-Feb-2026	4.7	0	4.250	NR(LT)
1503	LAKSANA MTN 1754D 24.2.2026-Initial MTNs T2(ii)-1A	UI210164	MYBUI2101649	24-Feb-2026	4.8	0	4.200	NR(LT)
1504	LAKSANA MTN 1754D 24.2.2026-Initial MTNs T2(ii)-2A	UI210165	MYBUI2101656	24-Feb-2026	4.8	0	4.220	NR(LT)
1505	LAKSANA MTN 1754D 24.2.2026-Initial MTNs T2(ii)-3A	UI210166	MYBUI2101664	24-Feb-2026	4.8	0	4.200	NR(LT)
1506	LAKSANA MTN 1754D 24.2.2026-Initial MTNs T2(ii)-4A	UI210167	MYBUI2101672	24-Feb-2026	4.8	0	4.250	NR(LT)
1507	LAKSANA MTN 1812D 24.2.2026-Initial MTNs T2(i)-1A	UI210087	MYBUI2100872	24-Feb-2026	5.0	0	4.200	NR(LT)
1508	LAKSANA MTN 1812D 24.2.2026-Initial MTNs T2(i)-2A	UI210088	MYBUI2100880	24-Feb-2026	5.0	0	4.220	NR(LT)
1509	LAKSANA MTN 1812D 24.2.2026-Initial MTNs T2(i)-3A	UI210089	MYBUI2100898	24-Feb-2026	5.0	0	4.200	NR(LT)
1510	LAKSANA MTN 1812D 24.2.2026-Initial MTNs T2(i)-4A	UI210090	MYBUI2100906	24-Feb-2026	5.0	0	4.250	NR(LT)
1511	LAKSANA MTN 2029D 24.2.2027-Initial MTNs T2(v)-1B	UJ210271	MYBUJ2102710	24-Feb-2027	5.6	1	4.210	NR(LT)
1512	LAKSANA MTN 2029D 24.2.2027-Initial MTNs T2(v)-2B	UJ210272	MYBUJ2102728	24-Feb-2027	5.6	1	4.240	NR(LT)
1513	LAKSANA MTN 2029D 24.2.2027-Initial MTNs T2(v)-3B	UJ210273	MYBUJ2102736	24-Feb-2027	5.6	1	4.200	NR(LT)
1514	LAKSANA MTN 2029D 24.2.2027-Initial MTNs T2(v)-4B	UJ210274	MYBUJ2102744	24-Feb-2027	5.6	1	4.250	NR(LT)
1515	LAKSANA MTN 2057D 24.2.2027-Initial MTNsT2(iv)-1B	UJ210255	MYBUJ2102553	24-Feb-2027	5.6	1	4.210	NR(LT)
1516	LAKSANA MTN 2057D 24.2.2027-Initial MTNsT2(iv)-2B	UJ210256	MYBUJ2102561	24-Feb-2027	5.6	1	4.240	NR(LT)
1517	LAKSANA MTN 2057D 24.2.2027-Initial MTNsT2(iv)-3B	UJ210257	MYBUJ2102579	24-Feb-2027	5.6	1	4.200	NR(LT)
1518	LAKSANA MTN 2057D 24.2.2027-Initial MTNsT2(iv)-4B	UJ210258	MYBUJ2102587	24-Feb-2027	5.6	1	4.250	NR(LT)

LONG TERM CORPORATE BONDS/SUKUK OUTSTANDING AS OF 31 DECEMBER 2021								
NO	STOCK NAME	STOCK CODE	ISIN CODE	MATURITY DATE	ISSUE TENURE (Years)	O/S AMT (MYR Mil)	CPN RATE (%)	RATING
1519	LAKSANA MTN 2085D 24.2.2027-Initial MTNsT2(iii)-1B	UJ210221	MYBUJ2102215	24-Feb- 2027	5.7	1	4.210	NR(LT)
1520	LAKSANA MTN 2085D 24.2.2027-Initial MTNsT2(iii)-2B	UJ210222	MYBUJ2102223	24-Feb- 2027	5.7	1	4.240	NR(LT)
1521	LAKSANA MTN 2085D 24.2.2027-Initial MTNsT2(iii)-3B	UJ210223	MYBUJ2102231	24-Feb- 2027	5.7	1	4.200	NR(LT)
1522	LAKSANA MTN 2085D 24.2.2027-Initial MTNsT2(iii)-4B	UJ210224	MYBUJ2102249	24-Feb- 2027	5.7	1	4.250	NR(LT)
1523	LAKSANA MTN 2119D 24.2.2027-Initial MTNs T2(ii)-1B	UJ210168	MYBUJ2101688	24-Feb- 2027	5.8	0	4.210	NR(LT)
1524	LAKSANA MTN 2119D 24.2.2027-Initial MTNs T2(ii)-2B	UJ210169	MYBUJ2101696	24-Feb- 2027	5.8	0	4.240	NR(LT)
1525	LAKSANA MTN 2119D 24.2.2027-Initial MTNs T2(ii)-3B	UJ210170	MYBUJ2101704	24-Feb- 2027	5.8	0	4.200	NR(LT)
1526	LAKSANA MTN 2119D 24.2.2027-Initial MTNs T2(ii)-4B	UJ210171	MYBUJ2101712	24-Feb- 2027	5.8	0	4.250	NR(LT)
1527	LAKSANA MTN 2177D 24.2.2027-Initial MTNs T2(i)-1B	UJ210091	MYBUJ2100912	24-Feb- 2027	6.0	0	4.210	NR(LT)
1528	LAKSANA MTN 2177D 24.2.2027-Initial MTNs T2(i)-2B	UJ210092	MYBUJ2100920	24-Feb- 2027	6.0	0	4.240	NR(LT)
1529	LAKSANA MTN 2177D 24.2.2027-Initial MTNs T2(i)-3B	UJ210093	MYBUJ2100938	24-Feb- 2027	6.0	0	4.200	NR(LT)
1530	LAKSANA MTN 2177D 24.2.2027-Initial MTNs T2(i)-4B	UJ210094	MYBUJ2100946	24-Feb- 2027	6.0	0	4.250	NR(LT)
1531	LAKSANA MTN 2192D 24.2.2026 - Initial MTNs T1-1A	UJ200037	MYBUJ2000377	24-Feb- 2026	6.0	0	4.200	NR(LT)
1532	LAKSANA MTN 2192D 24.2.2026 - Initial MTNs T1-2A	UJ200038	MYBUJ2000385	24-Feb- 2026	6.0	0	4.220	NR(LT)
1533	LAKSANA MTN 2192D 24.2.2026 - Initial MTNs T1-3A	UJ200036	MYBUJ2000369	24-Feb- 2026	6.0	0	4.200	NR(LT)
1534	LAKSANA MTN 2192D 24.2.2026 - Initial MTNs T1-4A	UJ200039	MYBUJ2000393	24-Feb- 2026	6.0	0	4.250	NR(LT)
1535	LAKSANA MTN 2557D 24.2.2027 - Initial MTNs T1-1B	UK200040	MYBUK2000409	24-Feb- 2027	7.0	8	4.210	NR(LT)
1536	LAKSANA MTN 2557D 24.2.2027 - Initial MTNs T1-2B	UK200041	MYBUK2000417	24-Feb- 2027	7.0	8	4.240	NR(LT)
1537	LAKSANA MTN 2557D 24.2.2027 - Initial MTNs T1-3B	UK200042	MYBUK2000425	24-Feb- 2027	7.0	8	4.200	NR(LT)

LONG TERM CORPORATE BONDS/SUKUK OUTSTANDING AS OF 31 DECEMBER 2021								
NO	STOCK NAME	STOCK CODE	ISIN CODE	MATURITY DATE	ISSUE TENURE (Years)	O/S AMT (MYR Mil)	CPN RATE (%)	RATING
1538	LAKSANA MTN 2557D 24.2.2027 - Initial MTNs T1-4B	UK200043	MYBUK2000433	24-Feb- 2027	7.0	8	4.250	NR(LT)
1539	LBS BINA IMTN 6.800% 29.03.2120 (Series1 Tranche1)	VZ200061	MYBVZ2000611	29-Mar- 2120	100.1	130	6.800	NR(LT)
1540	LBS BINA IMTN 6.850% 29.03.2120 (Series2 Tranche1)	VZ210288	MYBVZ2102888	29-Mar- 2120	98.7	93	6.850	NR(LT)
1541	LBS IMTN Tranche 1A 12.02.2024	VJ180069	MYBVJ1800692	12-Feb- 2024	6.0	24	5.350	NR(LT)
1542	LBS IMTN Tranche 3(A)Series 2 26.07.2033	VS180244	MYBVS1802442	26-Jul-2033	14.9	2	5.350	NR(LT)
1543	LBS IMTN Tranche 3(B) 26.08.2033	VS180243	MYBVS1802434	26-Aug- 2033	15.0	12	5.350	NR(LT)
1544	LBS IMTN Tranche 3A (Series 1) 26.07.2033	VS180233	MYBVS1802335	26-Jul-2033	15.0	39	5.350	NR(LT)
1545	LCSB IMTN 4.400% 11.12.2023	VG200338	MYBVG2003383	11-Dec- 2023	3.0	100	4.400	AA3
1546	LCSB IMTN 4.550% 07.07.2023	VG200124	MYBVG2001247	07-Jul-2023	3.0	120	4.550	AA3
1547	LCSB IMTN 4.600% 13.01.2023	VG200001	MYBVG2000017	13-Jan-2023	3.0	180	4.600	AA3
1548	LCSB IMTN 5.060% 08.07.2022	VG190116	MYBVG1901165	08-Jul-2022	3.0	100	5.060	AA3
1549	LDF3 IMTN 4.940% 23.08.2024	VL160255	MYBVL1602557	23-Aug- 2024	8.0	5	4.940	AA- IS
1550	LDF3 IMTN 5.040% 22.08.2025	VM160256	MYBVM1602563	22-Aug- 2025	9.0	5	5.040	AA- IS
1551	LDF3 IMTN 5.140% 21.08.2026	VN160257	MYBVN1602579	21-Aug- 2026	10.0	35	5.140	AA- IS
1552	LDF3 IMTN 5.240% 23.08.2027	VO160258	MYBVO1602585	23-Aug- 2027	11.0	90	5.240	AA- IS
1553	LDF3 IMTN 5.340% 23.08.2028	VP160259	MYBVP1602590	23-Aug- 2028	12.0	110	5.340	AA- IS
1554	LDF3 IMTN 5.440% 23.08.2029	VQ160260	MYBVQ1602606	23-Aug- 2029	13.0	110	5.440	AA- IS
1555	LDF3 IMTN 5.540% 23.08.2030	VR160261	MYBVR1602612	23-Aug- 2030	14.0	130	5.540	AA- IS
1556	LDF3 IMTN 5.640% 22.08.2031	VS160262	MYBVS1602628	22-Aug- 2031	15.0	185	5.640	AA- IS

LONG TERM CORPORATE BONDS/SUKUK OUTSTANDING AS OF 31 DECEMBER 2021								
NO	STOCK NAME	STOCK CODE	ISIN CODE	MATURITY DATE	ISSUE TENURE (Years)	O/S AMT (MYR Mil)	CPN RATE (%)	RATING
1557	LDF3 IMTN 5.770% 23.08.2032	VT160263	MYBVT1602634	23-Aug-2032	16.0	250	5.770	AA- IS
1558	LDF3 IMTN 5.860% 23.08.2033	VU160264	MYBVU1602640	23-Aug-2033	17.0	300	5.860	AA- IS
1559	LDF3 IMTN 5.950% 23.08.2034	VV160265	MYBVV1602655	23-Aug-2034	18.0	340	5.950	AA- IS
1560	LDF3 IMTN 6.040% 23.08.2035	VW160266	MYBVW1602661	23-Aug-2035	19.0	360	6.040	AA- IS
1561	LDF3 IMTN 6.130% 22.08.2036	VX160267	MYBVX1602677	22-Aug-2036	20.0	400	6.130	AA- IS
1562	LDF3 IMTN 6.230% 21.08.2037	VY160268	MYBVY1602683	21-Aug-2037	21.0	440	6.230	AA- IS
1563	LDF3 IMTN 6.330% 23.08.2038	VZ160269	MYBVZ1602698	23-Aug-2038	22.0	440	6.330	AA- IS
1564	LDF3 IMTN 6.430% 23.08.2039	VZ160270	MYBVZ1602706	23-Aug-2039	23.0	440	6.430	AA- IS
1565	LEKAS 0% 12.06.2023	DT070576	MYBDT0705766	12-Jun-2023	16.0	200	0.000	C2
1566	LEKAS 0% 12.06.2024	DU070575	MYBDU0705756	12-Jun-2024	17.0	210	0.000	C2
1567	LEKAS 0% 12.06.2025	DV070574	MYBDV0705747	12-Jun-2025	18.0	223	0.000	C2
1568	LEKAS 7% 06.02.2026	PU090006	MYBPU0900062	06-Feb-2026	16.9	20	7.000	D
1569	LEKAS 7% 06.02.2026	PU090008	MYBPU0900088	06-Feb-2026	16.8	7	7.000	D
1570	LEKAS 7.000% 06.02.2026	PU090009	MYBPU0900096	06-Feb-2026	16.7	24	7.000	D
1571	LEKAS 7.000% 06.02.2026	PU090020	MYBPU0900203	06-Feb-2026	16.6	92	7.000	D
1572	LEKAS 7.000% 06.02.2026	PU090032	MYBPU0900328	06-Feb-2026	16.2	34	7.000	D
1573	LEKAS 7.000% 06.02.2026	PU090036	MYBPU0900369	06-Feb-2026	16.1	62	7.000	D
1574	LEKAS 7.000% 06.02.2026	PW070026	MYBPW0700260	06-Feb-2026	18.5	1	7.000	D
1575	LEKAS RCSIDS 7.90% 10.04.2023	PN130063	MYBPN1300630	10-Apr-2023	9.5	263	7.900	NR(LT)

LONG TERM CORPORATE BONDS/SUKUK OUTSTANDING AS OF 31 DECEMBER 2021								
NO	STOCK NAME	STOCK CODE	ISIN CODE	MATURITY DATE	ISSUE TENURE (Years)	O/S AMT (MYR Mil)	CPN RATE (%)	RATING
1576	LESB IMTN 3.500% 18.07.2022 Series 2	VF200127	MYBVF2001272	18-Jul-2022	2.0	10	3.500	AA- IS
1577	LESB IMTN 3.700% 17.07.2023 Series 3	VG200128	MYBVG2001288	17-Jul-2023	3.0	15	3.700	AA- IS
1578	LESB IMTN 3.850% 16.07.2024 Series 4	VH200129	MYBVH2001294	16-Jul-2024	4.0	15	3.850	AA- IS
1579	LESB IMTN 3.950% 16.07.2025 Series 5	VI200130	MYBVI2001300	16-Jul-2025	5.0	15	3.950	AA- IS
1580	LESB IMTN 4.050% 16.07.2026 Series 6	VJ200131	MYBVJ2001316	16-Jul-2026	6.0	15	4.050	AA- IS
1581	LESB IMTN 4.150% 16.07.2027 Series 7	VK200132	MYBVK2001322	16-Jul-2027	7.0	15	4.150	AA- IS
1582	LESB IMTN 4.250% 17.07.2028 Series 8	VL200133	MYBVL2001338	17-Jul-2028	8.0	15	4.250	AA- IS
1583	LESB IMTN 4.350% 16.07.2029 Series 9	VM200134	MYBVM2001344	16-Jul-2029	9.0	15	4.350	AA- IS
1584	LESB IMTN 4.500% 16.07.2030 Series 10	VN200135	MYBVN2001359	16-Jul-2030	10.0	15	4.500	AA- IS
1585	LESB IMTN 4.600% 16.07.2031 Series 11	VO200136	MYBVO2001365	16-Jul-2031	11.0	15	4.600	AA- IS
1586	LESB IMTN 4.700% 16.07.2032 Series 12	VP200137	MYBVP2001370	16-Jul-2032	12.0	15	4.700	AA- IS
1587	LESB IMTN 4.800% 18.07.2033 Series 13	VQ200138	MYBVQ2001386	18-Jul-2033	13.0	15	4.800	AA- IS
1588	LESB IMTN 4.900% 17.07.2034 Series 14	VR200139	MYBVR2001392	17-Jul-2034	14.0	15	4.900	AA- IS
1589	LESB IMTN 5.000% 16.07.2035 Series 15	VS200140	MYBVS2001408	16-Jul-2035	15.0	15	5.000	AA- IS
1590	LESB IMTN 5.100% 16.07.2036 Series 16	VT200141	MYBVT2001414	16-Jul-2036	16.0	15	5.100	AA- IS
1591	LESB IMTN 5.200% 16.07.2037 Series 17	VU200142	MYBVU2001420	16-Jul-2037	17.0	15	5.200	AA- IS
1592	LESB IMTN 5.300% 16.07.2038 Series 18	VV200143	MYBVV2001436	16-Jul-2038	18.0	20	5.300	AA- IS
1593	LHCSB IMTN 13.06.2025 - Tranche 3	VH210222	MYBVH2102225	13-Jun-2025	4.0	33	3.130	NR(LT)
1594	LHCSB IMTN 14.06.2024 - Tranche 2	VG210221	MYBVG2102219	14-Jun-2024	3.0	34	3.130	NR(LT)

LONG TERM CORPORATE BONDS/SUKUK OUTSTANDING AS OF 31 DECEMBER 2021								
NO	STOCK NAME	STOCK CODE	ISIN CODE	MATURITY DATE	ISSUE TENURE (Years)	O/S AMT (MYR Mil)	CPN RATE (%)	RATING
1595	LHCSB IMTN 15.06.2026 - Tranche 4	VI210223	MYBVI2102231	15-Jun-2026	5.0	33	3.130	NR(LT)
1596	LHCSB IMTN 22.12.2025 - Tranche 1	VI200370	MYBVI2003702	22-Dec-2025	5.0	100	3.220	NR(LT)
1597	LION CORP RM178.769M RCSLS B(b) 7.000% 31.12.2015	PK090002	MYBPK0900022	31-Dec-2030	6.8	88	7.000	NR(LT)
1598	LION CORP RM2.012B 'B' BONDS 30.12.2011	DM03223X	MYBDM03223X6	29-Dec-2034	8.8	1,201	0.000	NR(LT)
1599	LION CORP RM286.834M RCSLS B(a) 5.000% 31.12.2015	PK090001	MYBPK0900014	31-Dec-2030	6.8	141	5.000	NR(LT)
1600	LION CORP RM5.13M RCSLS B(c) 4.250% 31.12.2015	PK090003	MYBPK0900030	31-Dec-2030	6.8	3	4.250	NR(LT)
1601	LION CORP RM717.37M 'B' BONDS 31.12.2009	DK03222E	MYBDK03222E0	31-Dec-2031	6.8	386	0.000	NR(LT)
1602	LITRAK IMTN 0% 14.04.2023	VS080389	MYBVS0803896	14-Apr-2023	15.0	100	6.000	AA2
1603	LITRAK IMTN 0% 14.04.2023	VS080399	MYBVS0803995	14-Apr-2023	15.0	90	6.000	AA2
1604	LITRAK IMTN 0% 15.04.2022	VR080388	MYBVR0803880	15-Apr-2022	14.0	100	5.900	AA2
1605	LITRAK IMTN 0% 15.04.2022	VR080398	MYBVR0803989	15-Apr-2022	14.0	100	5.900	AA2
1606	LIZIZ MTN Tranche 1 Series 1 1826D 26.1.2023	UI180021	MYBUI1800217	26-Jan-2023	5.0	130	9.450	NR(LT)
1607	LIZIZ MTN Tranche 1 Series 2 1826D 30.1.2023	UI180020	MYBUI1800209	30-Jan-2023	5.0	20	9.450	NR(LT)
1608	LIZIZ MTN Tranche 2 Series 10 1095D 25.9.2023	UG200204	MYBUG2002049	25-Sep-2023	3.0	19	12.000	NR(LT)
1609	LIZIZ MTN Tranche 2 Series 11 1095D 30.10.2023	UG200268	MYBUG2002684	30-Oct-2023	3.0	8	12.000	NR(LT)
1610	LIZIZ MTN Tranche 2 Series 12 365D 22.3.2022	UE210106	MYBUE2101069	22-Mar-2022	1.0	68	12.000	NR(LT)
1611	LIZIZ MTN Tranche 2 Series 13 367D 13.6.2022	UE210225	MYBUE2102257	13-Jun-2022	1.0	28	12.000	NR(LT)
1612	LIZIZ MTN Tranche 2 Series 14 365D 13.9.2022	UE210310	MYBUE2103107	13-Sep-2022	1.0	19	12.000	NR(LT)
1613	LIZIZ MTN Tranche 2 Series 15 365D 13.12.2022	UE210418	MYBUE2104188	13-Dec-2022	1.0	27	12.000	NR(LT)

LONG TERM CORPORATE BONDS/SUKUK OUTSTANDING AS OF 31 DECEMBER 2021								
NO	STOCK NAME	STOCK CODE	ISIN CODE	MATURITY DATE	ISSUE TENURE (Years)	O/S AMT (MYR Mil)	CPN RATE (%)	RATING
1614	LIZIZ MTN Tranche 2 Series 5 1096D 25.3.2022	UG190046	MYBUG1900466	25-Mar-2022	3.0	33	12.000	NR(LT)
1615	LIZIZ MTN Tranche 2 Series 6 1096D 17.6.2022	UG190220	MYBUG1902207	17-Jun-2022	3.0	34	12.000	NR(LT)
1616	LIZIZ MTN Tranche 2 Series 7 1097D 19.9.2022	UG190290	MYBUG1902900	19-Sep-2022	3.0	28	12.000	NR(LT)
1617	LIZIZ MTN Tranche 2 Series 8 1096D 06.1.2023	UG200001	MYBUG2000019	06-Jan-2023	3.0	27	12.000	NR(LT)
1618	LIZIZ MTN Tranche 2 Series 9 1095D 24.4.2023	UG200096	MYBUG2000969	24-Apr-2023	3.0	10	12.000	NR(LT)
1619	LIZIZ MTN Tranche 3 Series 1 1826D 22.3.2023	UI180040	MYBUI1800407	22-Mar-2023	5.0	29	6.450	NR(LT)
1620	LIZIZ MTN Tranche 3 Series 2 1807D 22.3.2023	UI180048	MYBUI1800480	22-Mar-2023	5.0	8	6.700	NR(LT)
1621	LIZIZ MTN Tranche 3 Series 3 1794D 22.3.2023	UI180052	MYBUI1800522	22-Mar-2023	4.9	5	6.450	NR(LT)
1622	LIZIZ MTN Tranche 3 Series 4 1756D 22.3.2023	UI180066	MYBUI1800662	22-Mar-2023	4.8	9	6.700	NR(LT)
1623	LIZIZ MTN Tranche 4 Series 3 365D 23.8.2022	UE210286	MYBUE2102869	23-Aug-2022	1.0	20	10.000	NR(LT)
1624	LPPSA IMTN 2.020% 06.11.2023 - Tranche No 40	VG200296	MYBVG2002963	06-Nov-2023	3.0	450	2.020	NR(LT)
1625	LPPSA IMTN 2.350% 06.11.2025 - Tranche No 41	VI200297	MYBVI2002977	06-Nov-2025	5.0	500	2.350	NR(LT)
1626	LPPSA IMTN 2.660% 05.11.2027 - Tranche No 42	VK200298	MYBVK2002981	05-Nov-2027	7.0	500	2.660	NR(LT)
1627	LPPSA IMTN 3.070% 25.03.2026 - Tranche No 46	VI210053	MYBVI2100532	25-Mar-2026	5.0	275	3.070	NR(LT)
1628	LPPSA IMTN 3.300% 13.02.2030 - Tranche No 36	VN200005	MYBVN2000054	13-Feb-2030	10.0	235	3.300	NR(LT)
1629	LPPSA IMTN 3.340% 01.09.2028 - Tranche No 54	VK210335	MYBVK2103359	01-Sep-2028	7.0	235	3.340	NR(LT)
1630	LPPSA IMTN 3.440% 30.08.2029 - Tranche No 55	VL210336	MYBVL2103365	30-Aug-2029	8.0	785	3.440	NR(LT)
1631	LPPSA IMTN 3.450% 13.02.2035 - Tranche No 37	VS200006	MYBVS2000061	13-Feb-2035	15.0	665	3.450	NR(LT)
1632	LPPSA IMTN 3.510% 24.03.2028 - Tranche No 47	VK210054	MYBVK2100546	24-Mar-2028	7.0	515	3.510	NR(LT)

LONG TERM CORPORATE BONDS/SUKUK OUTSTANDING AS OF 31 DECEMBER 2021								
NO	STOCK NAME	STOCK CODE	ISIN CODE	MATURITY DATE	ISSUE TENURE (Years)	O/S AMT (MYR Mil)	CPN RATE (%)	RATING
1633	LPPSA IMTN 3.690% 18.09.2040 - Tranche No 33	VY190174	MYBVY1901747	18-Sep-2040	21.0	1,300	3.690	NR(LT)
1634	LPPSA IMTN 3.770% 15.09.2044 - Tranche No 34	VZ190175	MYBVZ1901751	15-Sep-2044	25.0	700	3.770	NR(LT)
1635	LPPSA IMTN 3.820% 06.11.2041 - Tranche No 43	VY200299	MYBVY2002990	06-Nov-2041	21.0	1,500	3.820	NR(LT)
1636	LPPSA IMTN 3.830% 21.09.2023 - Tranche No 3	VK160278	MYBVK1602781	21-Sep-2023	7.0	700	3.830	NR(LT)
1637	LPPSA IMTN 3.850% 25.03.2031 - Tranche No 48	VN210055	MYBVN2100557	25-Mar-2031	10.0	325	3.850	NR(LT)
1638	LPPSA IMTN 3.860% 01.09.2034 - Tranche No 56	VQ210337	MYBVQ2103372	01-Sep-2034	13.0	600	3.860	NR(LT)
1639	LPPSA IMTN 3.860% 18.09.2048 - Tranche No 35	VZ190176	MYBVZ1901769	18-Sep-2048	29.0	1,000	3.860	NR(LT)
1640	LPPSA IMTN 3.870% 06.11.2042 - Tranche No 44	VZ200300	MYBVZ2003003	06-Nov-2042	22.0	1,450	3.870	NR(LT)
1641	LPPSA IMTN 3.870% 11.04.2024 - Tranche No 27	VI190079	MYBVI1900791	11-Apr-2024	5.0	300	3.870	NR(LT)
1642	LPPSA IMTN 3.910% 06.11.2043 - Tranche No 45	VZ200301	MYBVZ2003011	06-Nov-2043	23.0	1,350	3.910	NR(LT)
1643	LPPSA IMTN 3.970% 12.02.2049 - Tranche No 38	VZ200007	MYBVZ2000074	12-Feb-2049	29.0	500	3.970	NR(LT)
1644	LPPSA IMTN 4.000% 10.04.2026 - Tranche No 28	VK190080	MYBVK1900805	10-Apr-2026	7.0	500	4.000	NR(LT)
1645	LPPSA IMTN 4.000% 11.02.2050 - Tranche No 39	VZ200008	MYBVZ2000082	11-Feb-2050	30.0	850	4.000	NR(LT)
1646	LPPSA IMTN 4.000% 30.08.2035 - Tranche No 57	VR210338	MYBVR2103388	30-Aug-2035	14.0	600	4.000	NR(LT)
1647	LPPSA IMTN 4.050% 21.09.2026 - Tranche No 4	VN160279	MYBVN1602793	21-Sep-2026	10.0	700	4.050	NR(LT)
1648	LPPSA IMTN 4.050% 31.10.2023 - Tranche No 22	VI180295	MYBVI1802955	31-Oct-2023	5.0	550	4.050	NR(LT)
1649	LPPSA IMTN 4.060% 11.04.2029 - Tranche No 29	VN190081	MYBVN1900817	11-Apr-2029	10.0	300	4.060	NR(LT)
1650	LPPSA IMTN 4.080% 07.09.2022 - Tranche No 14	VI170247	MYBVI1702478	07-Sep-2022	5.0	500	4.080	NR(LT)
1651	LPPSA IMTN 4.100% 05.04.2023 - Tranche No 18	VI180132	MYBVI1801320	05-Apr-2023	5.0	300	4.100	NR(LT)



LONG TERM CORPORATE BONDS/SUKUK OUTSTANDING AS OF 31 DECEMBER 2021								
NO	STOCK NAME	STOCK CODE	ISIN CODE	MATURITY DATE	ISSUE TENURE (Years)	O/S AMT (MYR Mil)	CPN RATE (%)	RATING
1652	LPPSA IMTN 4.170% 15.04.2022 - Tranche No 7	VI170144	MYBVI1701447	15-Apr-2022	5.0	800	4.170	NR(LT)
1653	LPPSA IMTN 4.200% 31.10.2025 - Tranche No 23	VK180296	MYBVK1802969	31-Oct-2025	7.0	500	4.200	NR(LT)
1654	LPPSA IMTN 4.270% 02.09.2039 - Tranche No 58	VV210339	MYBVV2103398	02-Sep-2039	18.0	900	4.270	NR(LT)
1655	LPPSA IMTN 4.280% 06.09.2024 - Tranche No 15	VK170248	MYBVK1702482	06-Sep-2024	7.0	700	4.280	NR(LT)
1656	LPPSA IMTN 4.280% 11.04.2034 - Tranche No 30	VS190082	MYBVS1900824	11-Apr-2034	15.0	300	4.280	NR(LT)
1657	LPPSA IMTN 4.320% 04.04.2025 - Tranche No 19	VK180133	MYBVK1801334	04-Apr-2025	7.0	1,000	4.320	NR(LT)
1658	LPPSA IMTN 4.330% 30.08.2040 - Tranche No 59	VW210340	MYBVW2103404	30-Aug-2040	19.0	200	4.330	NR(LT)
1659	LPPSA IMTN 4.390% 17.04.2024 - Tranche No 8	VK170145	MYBVK1701450	17-Apr-2024	7.0	500	4.390	NR(LT)
1660	LPPSA IMTN 4.390% 31.10.2028 - Tranche No 24	VN180297	MYBVN1802971	31-Oct-2028	10.0	550	4.390	NR(LT)
1661	LPPSA IMTN 4.460% 25.03.2036 - Tranche No 49	VS210056	MYBVS2100564	25-Mar-2036	15.0	600	4.460	NR(LT)
1662	LPPSA IMTN 4.480% 01.09.2045 - Tranche No 60	VZ210341	MYBVZ2103415	01-Sep-2045	24.0	100	4.480	NR(LT)
1663	LPPSA IMTN 4.540% 05.04.2028 - Tranche No 20	VN180134	MYBVN1801346	05-Apr-2028	10.0	200	4.540	NR(LT)
1664	LPPSA IMTN 4.580% 01.09.2051 - Tranche No 61	VZ210342	MYBVZ2103423	01-Sep-2051	30.0	580	4.580	NR(LT)
1665	LPPSA IMTN 4.580% 11.04.2039 - Tranche No 31	VX190083	MYBVX1900832	11-Apr-2039	20.0	600	4.580	NR(LT)
1666	LPPSA IMTN 4.580% 16.04.2027 - Tranche No 9	VN170146	MYBVN1701462	16-Apr-2027	10.0	450	4.580	NR(LT)
1667	LPPSA IMTN 4.620% 19.09.2036 - Tranche No 5	VX160280	MYBVX1602800	19-Sep-2036	20.0	900	4.620	NR(LT)
1668	LPPSA IMTN 4.790% 24.03.2045 - Tranche No 50	VZ210057	MYBVZ2100577	24-Mar-2045	24.0	765	4.790	NR(LT)
1669	LPPSA IMTN 4.800% 09.04.2049 - Tranche No 32	VZ190084	MYBVZ1900845	09-Apr-2049	30.0	1,000	4.800	NR(LT)
1670	LPPSA IMTN 4.810% 23.03.2046 - Tranche No 51	VZ210058	MYBVZ2100585	23-Mar-2046	25.0	700	4.810	NR(LT)

LONG TERM CORPORATE BONDS/SUKUK OUTSTANDING AS OF 31 DECEMBER 2021								
NO	STOCK NAME	STOCK CODE	ISIN CODE	MATURITY DATE	ISSUE TENURE (Years)	O/S AMT (MYR Mil)	CPN RATE (%)	RATING
1671	LPPSA IMTN 4.850% 29.10.2038 - Tranche No 25	VX180298	MYBVX1802988	29-Oct-2038	20.0	900	4.850	NR(LT)
1672	LPPSA IMTN 4.880% 25.03.2050 - Tranche No 52	VZ210059	MYBVZ2100593	25-Mar- 2050	29.0	100	4.880	NR(LT)
1673	LPPSA IMTN 4.900% 05.04.2033 - Tranche No 21	VS180135	MYBVS1801352	05-Apr-2033	15.0	1,500	4.900	NR(LT)
1674	LPPSA IMTN 4.900% 21.09.2046 - Tranche No 6	VZ160281	MYBVZ1602813	21-Sep- 2046	30.0	800	4.900	NR(LT)
1675	LPPSA IMTN 4.910% 24.03.2051 - Tranche No 53	VZ210060	MYBVZ2100601	24-Mar- 2051	30.0	720	4.910	NR(LT)
1676	LPPSA IMTN 4.940% 16.04.2032 - Tranche No 10	VS170147	MYBVS1701479	16-Apr-2032	15.0	700	4.940	NR(LT)
1677	LPPSA IMTN 5.050% 07.09.2037 - Tranche No 16	VX170249	MYBVX1702493	07-Sep- 2037	20.0	1,000	5.050	NR(LT)
1678	LPPSA IMTN 5.070% 17.04.2037 - Tranche No 11	VX170148	MYBVX1701487	17-Apr-2037	20.0	300	5.070	NR(LT)
1679	LPPSA IMTN 5.100% 30.10.2048 - Tranche No 26	VZ180299	MYBVZ1802991	30-Oct-2048	30.0	500	5.100	NR(LT)
1680	LPPSA IMTN 5.220% 17.04.2047 - Tranche No 12	VZ170149	MYBVZ1701490	17-Apr-2047	30.0	500	5.220	NR(LT)
1681	LPPSA IMTN 5.260% 06.09.2047 - Tranche No 17	VZ170250	MYBVZ1702506	06-Sep- 2047	30.0	1,000	5.260	NR(LT)
1682	LYCM MTN 1094D 27.10.2023	UG200264	MYBUG2002643	27-Oct-2023	3.0	17	3.800	NR(LT)
1683	LYCM MTN 1461D 28.10.2024	UH200263	MYBUH2002633	28-Oct-2024	4.0	26	3.800	NR(LT)
1684	LYCM MTN 1826D 28.10.2025	UI200262	MYBUI2002623	28-Oct-2025	5.0	30	3.800	NR(LT)
1685	LYCM MTN 2191D 28.10.2026	UJ200261	MYBUJ2002613	28-Oct-2026	6.0	34	3.800	NR(LT)
1686	LYCM MTN 2556D 28.10.2027	UK200260	MYBUK2002603	28-Oct-2027	7.0	34	3.800	NR(LT)
1687	LYCM MTN 2921D 27.10.2028	UL200259	MYBUL2002593	27-Oct-2028	8.0	34	3.800	NR(LT)
1688	LYCM MTN 3285D 26.10.2029	UM200258	MYBUM2002583	26-Oct-2029	9.0	34	3.800	NR(LT)
1689	LYCM MTN 3652D 28.10.2030	UN200257	MYBUN2002573	28-Oct-2030	10.0	40	3.800	NR(LT)

LONG TERM CORPORATE BONDS/SUKUK OUTSTANDING AS OF 31 DECEMBER 2021								
NO	STOCK NAME	STOCK CODE	ISIN CODE	MATURITY DATE	ISSUE TENURE (Years)	O/S AMT (MYR Mil)	CPN RATE (%)	RATING
1690	LYCM MTN 730D 28.10.2022	UF200256	MYBUF2002561	28-Oct-2022	2.0	13	3.800	NR(LT)
1691	MACB IMTN 4.150% 27.12.2024 - Tranche No 3	VP120457	MYBVP1204579	27-Dec- 2024	12.0	600	4.150	AAA (S)
1692	MACB IMTN 4.680% 16.12.2022 - Tranche No 2	VP100408	MYBVP1004086	16-Dec- 2022	12.0	1,500	4.680	AAA (S)
1693	MAG MTN ST32- 33/T2/2021 258D 23.8.2022	UE210404	MYBUE2104048	23-Aug- 2022	.7	1	1.000	NR(LT)
1694	MAGNUM MTN 1094D 15.11.2024 (Series 21)	UG210383	MYBUG2103839	15-Nov- 2024	3.0	15	4.300	NR(LT)
1695	MAGNUM MTN 1459D 12.9.2025 (Series 18)	UH210308	MYBUH2103084	12-Sep- 2025	4.0	50	3.610	NR(LT)
1696	MAGNUM MTN 1461D 14.9.2022 (Series 12)	UH180182	MYBUH1801829	14-Sep- 2022	4.0	125	5.450	NR(LT)
1697	MAGNUM MTN 1824D 12.9.2025 (Series 15)	UI200182	MYBUI2001823	12-Sep- 2025	5.0	125	3.450	NR(LT)
1698	MAGNUM MTN 1826D 05.1.2023 (Series 10)	UI180001	MYBUI1800019	05-Jan-2023	5.0	125	5.450	NR(LT)
1699	MAGNUM MTN 1826D 14.9.2022 (Series 9)	UI170141	MYBUI1701415	14-Sep- 2022	5.0	50	5.400	NR(LT)
1700	MAGNUM MTN 1826D 14.9.2026 (Series 19)	UI210309	MYBUI2103090	14-Sep- 2026	5.0	50	3.900	NR(LT)
1701	MAGNUM MTN 1827D 13.9.2024 (Series 13)	UI190291	MYBUI1902914	13-Sep- 2024	5.0	125	5.160	NR(LT)
1702	MAGNUM MTN 2191D 14.9.2026 (Series 16)	UJ200183	MYBUJ2001839	14-Sep- 2026	6.0	50	3.700	NR(LT)
1703	MAGNUM MTN 2191D 17.11.2027 (Series 22)	UJ210384	MYBUJ2103841	17-Nov- 2027	6.0	60	5.230	NR(LT)
1704	MAGNUM MTN 2555D 11.9.2026 (Series 14)	UK190292	MYBUK1902928	11-Sep- 2026	7.0	60	5.350	NR(LT)
1705	MAGNUM MTN 2921D 13.9.2024 (Series 8)	UL160113	MYBUL1601130	13-Sep- 2024	8.0	50	5.150	NR(LT)
1706	MAGNUM MTN 2922D 14.9.2023 (Series 7)	UL150070	MYBUL1500704	14-Sep- 2023	8.0	50	5.550	NR(LT)
1707	MAGNUM MTN 730D 17.11.2023 (Series 20)	UF210382	MYBUF2103823	17-Nov- 2023	2.0	15	3.850	NR(LT)
1708	MAH SING 6.900% PERPETUAL SECURITIES - SERIES NO 1	PZ170004	MYBPZ1700049	02-Apr-2117	100.1	650	6.900	NR(LT)

LONG TERM CORPORATE BONDS/SUKUK OUTSTANDING AS OF 31 DECEMBER 2021								
NO	STOCK NAME	STOCK CODE	ISIN CODE	MATURITY DATE	ISSUE TENURE (Years)	O/S AMT (MYR Mil)	CPN RATE (%)	RATING
1709	MAH SING CONVERTIBLE SUKUK MURABAHAH (TRANCHE 2)	VK200373	MYBVK2003732	29-Dec-2027	7.0	100	3.000	NR(LT)
1710	MAH SING SUKUK MURABAHAH (TRANCHE 1)	VI200047	MYBVI2000476	13-Mar-2025	5.0	600	4.350	NR(LT)
1711	MAH SING SUKUK MURABAHAH (TRANCHE 3)	VI210372	MYBVI2103726	20-Oct-2026	5.0	300	4.900	NR(LT)
1712	MAHB IMTN 3.300% 05.11.2027 - Tranche 3	VK200302	MYBVK2003021	05-Nov-2027	7.0	480	3.300	AAA
1713	MAHB IMTN 3.600% 06.11.2030 - Tranche 4	VN200303	MYBVN2003033	06-Nov-2030	10.0	220	3.600	AAA
1714	MAHB Perpetual Subordinated Sukuk 5.75% - Issue 1	VZ140395	MYBVZ1403956	14-Dec-2114	100.1	1,000	5.750	AA2
1715	MAHB SENIOR SUKUK WAKALAH 3.870% 30.12.2026	VI210478	MYBVI2104781	30-Dec-2026	5.0	475	3.870	AAA
1716	MAHB SENIOR SUKUK WAKALAH 4.140% 29.12.2028	VK210479	MYBVK2104795	29-Dec-2028	7.0	225	4.140	AAA
1717	MAHB SENIOR SUKUK WAKALAH 4.250% 30.12.2031	VN210480	MYBVN2104807	30-Dec-2031	10.0	100	4.250	AAA
1718	MALAKOFF POW IMTN 5.350% 16.12.2022	VM130345	MYBVM1303451	16-Dec-2022	9.0	340	5.350	AA- IS
1719	MALAKOFF POW IMTN 5.450% 15.12.2023	VN130344	MYBVN1303442	15-Dec-2023	10.0	320	5.450	AA- IS
1720	MALAKOFF POW IMTN 5.550% 17.12.2024	VO130343	MYBVO1303432	17-Dec-2024	11.0	190	5.550	AA- IS
1721	MALAKOFF POW IMTN 5.650% 17.12.2025	VP130342	MYBVP1303421	17-Dec-2025	12.0	140	5.650	AA- IS
1722	MALAKOFF POW IMTN 5.750% 17.12.2026	VQ130341	MYBVQ1303411	17-Dec-2026	13.0	90	5.750	AA- IS
1723	MALAKOFF POW IMTN 5.850% 17.12.2027	VR130340	MYBVR1303401	17-Dec-2027	14.0	90	5.850	AA- IS
1724	MALAKOFF POW IMTN 5.950% 15.12.2028	VS130339	MYBVS1303391	15-Dec-2028	15.0	270	5.950	AA- IS
1725	MALAKOFF POW IMTN 6.050% 17.12.2029	VT130338	MYBVT1303381	17-Dec-2029	16.0	370	6.050	AA- IS
1726	MALAKOFF POW IMTN 6.150% 17.12.2030	VU130337	MYBVU1303371	17-Dec-2030	17.0	320	6.150	AA- IS
1727	MALAKOFF POW IMTN 6.250% 17.12.2031	VV130336	MYBVV1303361	17-Dec-2031	18.0	300	6.250	AA- IS

LONG TERM CORPORATE BONDS/SUKUK OUTSTANDING AS OF 31 DECEMBER 2021								
NO	STOCK NAME	STOCK CODE	ISIN CODE	MATURITY DATE	ISSUE TENURE (Years)	O/S AMT (MYR Mil)	CPN RATE (%)	RATING
1728	MALYSIAN RE MTN 3650D 29.8.2025	UN150067	MYBUN1500676	29-Aug-2025	10.0	1	4.950	AA3
1729	MANFAAT 0% 25.01.2029	DY080001	MYBDY0800013	25-Jan-2029	21.0	458	3.500	NR(LT)
1730	MANJUNG IMTN 4.220% 25.11.2022 - Series 1 (7)	VO110428	MYBVO1104285	25-Nov-2022	11.0	100	4.220	AAA
1731	MANJUNG IMTN 4.290% 24.11.2023 - Series 1 (8)	VP110429	MYBVP1104290	24-Nov-2023	12.0	100	4.290	AAA
1732	MANJUNG IMTN 4.360% 25.11.2024 - Series 1 (9)	VQ110430	MYBVQ1104306	25-Nov-2024	13.0	100	4.360	AAA
1733	MANJUNG IMTN 4.430% 25.11.2025 - Series 1 (10)	VR110431	MYBVR1104312	25-Nov-2025	14.0	100	4.430	AAA
1734	MANJUNG IMTN 4.500% 25.11.2026 - Series 1 (11)	VS110432	MYBVS1104328	25-Nov-2026	15.0	100	4.500	AAA
1735	MANJUNG IMTN 4.580% 25.11.2027 - Series 1 (12)	VT110433	MYBVT1104334	25-Nov-2027	16.0	100	4.580	AAA
1736	MANJUNG IMTN 4.660% 24.11.2028 - Series 1 (13)	VU110434	MYBVU1104340	24-Nov-2028	17.0	100	4.660	AAA
1737	MANJUNG IMTN 4.740% 23.11.2029 - Series 1 (14)	VV110435	MYBVV1104355	23-Nov-2029	18.0	100	4.740	AAA
1738	MANJUNG IMTN 4.820% 25.11.2030 - Series 1 (15)	VW110436	MYBVW1104361	25-Nov-2030	19.0	100	4.820	AAA
1739	MANJUNG IMTN 4.900% 25.11.2031 - Series 2 (1)	VX110437	MYBVX1104377	25-Nov-2031	20.0	990	4.900	AAA (S)
1740	MASTEEL IMTN 5.000% 30.11.2022	VH180343	MYBVH1803435	30-Nov-2022	4.0	40	5.000	AAA IS (FG)
1741	MASTEEL IMTN 5.100% 30.11.2023	VI180342	MYBVI1803425	30-Nov-2023	5.0	50	5.100	AAA IS (FG)
1742	MATRIX IMTN 5.500% 06.03.2023	VG200034	MYBVG2000348	06-Mar-2023	3.0	50	5.500	NR(LT)
1743	MATRIX IMTN 6.500% 15.08.2022	VI170235	MYBVI1702353	15-Aug-2022	5.0	20	6.500	NR(LT)
1744	MATRIX IMTN 6.780% 18.11.2022	VH180325	MYBVH1803252	18-Nov-2022	4.0	20	6.780	NR(LT)
1745	MATRIX IMTN 6.850% 17.11.2023	VI180326	MYBVI1803268	17-Nov-2023	5.0	20	6.850	NR(LT)
1746	MAXIS BBAND IMTN 3.35% 27.10.2027 - Series No 0005	VK200274	MYBVK2002742	27-Oct-2027	7.0	500	3.350	NR(LT)

LONG TERM CORPORATE BONDS/SUKUK OUTSTANDING AS OF 31 DECEMBER 2021								
NO	STOCK NAME	STOCK CODE	ISIN CODE	MATURITY DATE	ISSUE TENURE (Years)	O/S AMT (MYR Mil)	CPN RATE (%)	RATING
1747	MAXIS BBAND IMTN 3.420% 01.09.2026- Series No 0008	VI210332	MYBVI2103320	01-Sep-2026	5.0	300	3.420	NR(LT)
1748	MAXIS BBAND IMTN 3.45% 01.03.2028 - Series No 0006	VK210021	MYBVK2100215	01-Mar-2028	7.0	300	3.450	NR(LT)
1749	MAXIS BBAND IMTN 3.50% 20.05.2026- Series No 0007	VI210194	MYBVI2101944	20-May-2026	5.0	900	3.500	NR(LT)
1750	MAXIS BBAND IMTN 3.720% 01.09.2028- Series No 0009	VK210333	MYBVK2103334	01-Sep-2028	7.0	250	3.720	NR(LT)
1751	MAXIS BBAND IMTN 3.790% 30.08.2029- Series No 0010	VL210334	MYBVL2103340	30-Aug-2029	8.0	150	3.790	NR(LT)
1752	MAXIS BBAND IMTN 5.00% 24.02.2022 - Series No 0003	VJ160443	MYBVJ1604433	24-Feb-2022	5.2	1,250	5.000	NR(LT)
1753	MAXIS BBAND IMTN 5.400% 20.06.2025- Series No 0001	VM160238	MYBVM1602381	20-Jun-2025	8.9	840	5.400	NR(LT)
1754	MAYBANK IMTN 2.900% 09.10.2030	VN200219	MYBVN2002191	09-Oct-2030	10.0	2,300	2.900	AA1
1755	MAYBANK IMTN 3.100% 08.10.2032	VP200220	MYBVP2002204	08-Oct-2032	12.0	700	3.100	AA1
1756	MAYBANK IMTN 3.410% 05.08.2031	VN210314	MYBVN2103148	05-Aug-2031	10.0	3,000	3.410	AA1
1757	MAYBANK IMTN 4.080% PERPETUAL	VZ190186	MYBVZ1901868	22-Feb-2117	97.5	1,240	4.080	AA3
1758	MAYBANK IMTN 4.130% PERPETUAL	VZ190187	MYBVZ1901876	22-Feb-2117	97.5	1,560	4.130	AA3
1759	MAYBANK IMTN 4.630% 31.01.2029	VN190017	MYBVN1900171	31-Jan-2029	10.0	2,000	4.630	AA1
1760	MAYBANK IMTN 4.710% 31.01.2031	VP190016	MYBVP1900168	31-Jan-2031	12.0	1,700	4.710	AA1
1761	MAYBANKISLM 2.900% 14.02.2031	PN210001	MYBPN2100013	14-Feb-2031	10.0	1,000	2.900	AA1
1762	MAYBANKISLM 4.500% 05.04.2029	PN190003	MYBPN1900033	05-Apr-2029	10.0	1,000	4.500	AA1
1763	MAYBANKISLM IMTN 4.200% 16.12.2022	VI170400	MYBVI1704003	16-Dec-2022	5.0	2,000	4.200	AAA
1764	MAYBANKISLM IMTN 4.950% PERPETUAL	VZ170398	MYBVZ1703983	14-Dec-2117	100.1	1,000	4.950	AA3
1765	MBSBBANK IMTN 5.050% 20.12.2029	VN190294	MYBVN1902946	20-Dec-2029	10.0	650	5.050	A3

LONG TERM CORPORATE BONDS/SUKUK OUTSTANDING AS OF 31 DECEMBER 2021								
NO	STOCK NAME	STOCK CODE	ISIN CODE	MATURITY DATE	ISSUE TENURE (Years)	O/S AMT (MYR Mil)	CPN RATE (%)	RATING
1766	MBSBBANK IMTN 5.250% 19.12.2031	VP190295	MYBVP1902958	19-Dec-2031	12.0	650	5.250	A3
1767	MCIS INS 5.300% 29.12.2031 - TIER 2 SUB-DEBT	PN210011	MYBPN2100112	29-Dec-2031	10.0	200	5.300	A2
1768	MDSA MTN T1S5/2021 367D 26.9.2022	UE210319	MYBUE2103198	26-Sep-2022	1.0	13	7.000	NR(LT)
1769	MDV IMTN 0% 09.12.2022 - TRANCHE NO 6	VK150320	MYBVK1503203	09-Dec-2022	7.0	100	4.620	NR(LT)
1770	MDV IMTN 0% 23.03.2023 - Tranche No 7	VK160034	MYBVK1600348	23-Mar-2023	7.0	100	4.320	NR(LT)
1771	MDV IMTN 0% 28.01.2022 - TRANCHE NO 5	VK150001	MYBVK1500019	28-Jan-2022	7.0	300	4.370	NR(LT)
1772	MDV IMTN 4.040% 10.04.2029	VN190078	MYBVN1900783	10-Apr-2029	10.0	270	4.040	NR(LT)
1773	MDV IMTN 4.390% 14.09.2028	VN180260	MYBVN1802609	14-Sep-2028	10.0	230	4.390	NR(LT)
1774	MENARA ABS 10.000% 15.01.2021 - Tranche C	PS080003	MYBPS0800035	13-Jan-2023	15.0	500	10.000	NR(LT)
1775	MENARA ABS 5.300% 15.01.2021 - Tranche A1	PS080008	MYBPS0800084	13-Jan-2023	15.0	240	5.300	AA2
1776	MENARA ABS 5.550% 15.01.2021 - Tranche A2	PS080004	MYBPS0800043	13-Jan-2023	15.0	55	5.550	A1
1777	MENARA ABS 6.300% 15.01.2021 - Tranche A3	PS080002	MYBPS0800027	13-Jan-2023	15.0	40	6.300	A3
1778	MENARA ABS 6.900% 15.01.2021 - Tranche A4	PS080001	MYBPS0800019	13-Jan-2023	15.0	10	6.900	A3
1779	MERCEDES MTN 1095D 28.9.2023	UG200202	MYBUG2002023	28-Sep-2023	3.0	250	2.700	AAA (S)
1780	MERCEDES MTN 1096D 27.5.2022	UG190194	MYBUG1901944	27-May-2022	3.0	250	4.150	AAA (S)
1781	MERCEDES MTN 1461D 08.4.2025	UH210154	MYBUH2101542	08-Apr-2025	4.0	200	3.290	AAA (S)
1782	MERCEDES MTN 1461D 20.6.2022	UH180075	MYBUH1800755	20-Jun-2022	4.0	250	4.600	AAA (S)
1783	MERCEDES MTN 1461D 28.11.2023	UH190356	MYBUH1903567	28-Nov-2023	4.0	200	3.570	AAA (S)
1784	MERDEKA ABSMTN 2554D 28.3.2024	UK170050	MYBUK1700504	28-Mar-2024	7.0	533	3.920	NR(LT)

LONG TERM CORPORATE BONDS/SUKUK OUTSTANDING AS OF 31 DECEMBER 2021								
NO	STOCK NAME	STOCK CODE	ISIN CODE	MATURITY DATE	ISSUE TENURE (Years)	O/S AMT (MYR Mil)	CPN RATE (%)	RATING
1785	MEX II IMTN 5.100% 29.04.2021 - Issue No. 1	VI160132	MYBVI1601324	31-Dec-2021	5.0	30	5.100	C IS
1786	MEX II Junior Bonds 6.500% 27.04.2035	PW160005	MYBPW1600055	27-Apr-2035	19.0	150	6.500	C
1787	MEX IMTN 6.550% 15.06.2021 - Tranche No. 7	VO100164	MYBVO1001648	15-Jun-2022	11.0	50	6.550	AA- ID
1788	MEX IMTN 6.700% 15.06.2022 - Tranche No. 8	VP100165	MYBVP1001652	15-Jun-2022	12.0	50	6.700	AA- ID
1789	MEX IMTN 6.850% 15.06.2023 - Tranche No. 9	VQ100166	MYBVQ1001668	15-Jun-2023	13.0	50	6.850	AA- ID
1790	MEX IMTN 7.000% 14.06.2024 - Tranche No. 10	VR100167	MYBVR1001674	14-Jun-2024	14.0	50	7.000	AA- ID
1791	MEX IMTN 7.150% 13.06.2025 - Tranche No. 11	VS100168	MYBVS1001680	13-Jun-2025	15.0	50	7.150	AA- ID
1792	MIDCITISUKUK IMTN 4.000% 23.04.2031	VN210150	MYBVN2101506	23-Apr-2031	10.0	400	4.000	AAA
1793	MIDCITISUKUK IMTN 4.200% 24.04.2026	VK190089	MYBVK1900896	24-Apr-2026	7.0	500	4.200	AAA
1794	MIDCITISUKUK IMTN 4.800% 25.04.2024	VN140109	MYBVN1401097	25-Apr-2024	10.0	455	4.800	AAA
1795	MKDK IMTN 3.610% 11.04.2031	VN210128	MYBVN2101282	11-Apr-2031	10.0	250	3.610	NR(LT)
1796	MKDK IMTN 4.230% 23.02.2023	VI180077	MYBVI1800777	23-Feb-2023	5.0	450	4.230	NR(LT)
1797	MKDK IMTN 4.250% 11.04.2036	VS210129	MYBVS2101299	11-Apr-2036	15.0	400	4.250	NR(LT)
1798	MKDK IMTN 4.330% 27.04.2023	VI180160	MYBVI1801601	27-Apr-2023	5.0	850	4.330	NR(LT)
1799	MKDK IMTN 4.430% 21.02.2025	VK180076	MYBVK1800765	21-Feb-2025	7.0	750	4.430	NR(LT)
1800	MKDK IMTN 4.470% 25.04.2025	VK180159	MYBVK1801599	25-Apr-2025	7.0	450	4.470	NR(LT)
1801	MKDK IMTN 4.530% 12.04.2041	VX210130	MYBVX2101307	12-Apr-2041	20.0	350	4.530	NR(LT)
1802	MKDK IMTN 4.850% 01.10.2032	VS170282	MYBVS1702824	01-Oct-2032	15.0	1,000	4.850	NR(LT)
1803	MMC CORP IMTN 5.290% 26.04.2023	VK160112	MYBVK1601122	26-Apr-2023	7.0	100	5.290	AA- IS



LONG TERM CORPORATE BONDS/SUKUK OUTSTANDING AS OF 31 DECEMBER 2021								
NO	STOCK NAME	STOCK CODE	ISIN CODE	MATURITY DATE	ISSUE TENURE (Years)	O/S AMT (MYR Mil)	CPN RATE (%)	RATING
1804	MMC CORP IMTN 5.640% 27.04.2027	VN170152	MYBVN1701520	27-Apr-2027	10.0	200	5.640	AA- IS
1805	MMC CORP IMTN 5.700% 24.03.2028	VN180095	MYBVN1800959	24-Mar-2028	10.0	1,000	5.700	AA- IS
1806	MMC CORP IMTN 5.800% 12.11.2025	VN150260	MYBVN1502605	12-Nov-2025	10.0	240	5.800	AA- IS
1807	MMC CORP IMTN 5.950% 12.11.2027	VP150259	MYBVP1502592	12-Nov-2027	12.0	600	5.950	AA- IS
1808	MNRB HLDGS IMTN 5.200% 22.03.2029	VN190059	MYBVN1900593	22-Mar-2029	10.0	320	5.200	A1
1809	MRCB20PERP IMTN 3.750% 13.04.2022	VE210126	MYBVE2101265	13-Apr-2022	1.0	200	3.750	AA- IS
1810	MRCB20PERP IMTN 3.850% 14.08.2023	VG200169	MYBVG2001692	14-Aug-2023	3.0	250	3.850	AA- IS
1811	MRCB20PERP IMTN 4.250% 13.08.2027	VK200170	MYBVK2001702	13-Aug-2027	7.0	200	4.250	AA- IS
1812	MRCB20PERP IMTN 4.450% 14.08.2030	VN200171	MYBVN2001714	14-Aug-2030	10.0	150	4.450	AA- IS
1813	MRCB20PERP IMTN 4.660% 16.10.2026	VI210369	MYBVI2103692	16-Oct-2026	5.0	200	4.660	AA- IS
1814	MRCB20PERP IMTN 5.090% 18.10.2028	VK210370	MYBVK2103706	18-Oct-2028	7.0	300	5.090	AA- IS
1815	MRCB20PERP IMTN 5.200% 17.10.2031	VN210371	MYBVN2103718	17-Oct-2031	10.0	100	5.200	AA- IS
1816	MRL IMTN 2.870% 25.09.2030	VN200203	MYBVN2002035	25-Sep-2030	10.0	200	2.870	NR(LT)
1817	MRL IMTN 2.880% 23.07.2026	VI210271	MYBVI2102710	23-Jul-2026	5.0	400	2.880	NR(LT)
1818	MRL IMTN 3.130% 05.07.2030	VN200115	MYBVN2001151	05-Jul-2030	10.0	895	3.130	NR(LT)
1819	MRL IMTN 3.330% 21.07.2028	VK210272	MYBVK2102724	21-Jul-2028	7.0	465	3.330	NR(LT)
1820	MRL IMTN 3.580% 06.07.2035	VS200116	MYBVS2001168	06-Jul-2035	15.0	390	3.580	NR(LT)
1821	MRL IMTN 3.750% 25.09.2040	VX200204	MYBVX2002042	25-Sep-2040	20.0	300	3.750	NR(LT)
1822	MRL IMTN 3.880% 06.07.2040	VX200117	MYBVX2001176	06-Jul-2040	20.0	405	3.880	NR(LT)

LONG TERM CORPORATE BONDS/SUKUK OUTSTANDING AS OF 31 DECEMBER 2021								
NO	STOCK NAME	STOCK CODE	ISIN CODE	MATURITY DATE	ISSUE TENURE (Years)	O/S AMT (MYR Mil)	CPN RATE (%)	RATING
1823	MRL IMTN 3.890% 25.09.2045	VZ200205	MYBVZ2002054	25-Sep-2045	25.0	300	3.890	NR(LT)
1824	MRL IMTN 4.060% 25.07.2036	VS210276	MYBVS2102768	25-Jul-2036	15.0	500	4.060	NR(LT)
1825	MRL IMTN 4.110% 06.07.2045	VZ200118	MYBVZ2001189	06-Jul-2045	25.0	310	4.110	NR(LT)
1826	MRL IMTN 4.120% 23.07.2036	VS210273	MYBVS2102735	23-Jul-2036	15.0	635	4.120	NR(LT)
1827	MRL IMTN 4.410% 23.07.2041	VX210274	MYBVX2102743	23-Jul-2041	20.0	500	4.410	NR(LT)
1828	MRL IMTN 4.480% 23.07.2046	VZ210275	MYBVZ2102755	23-Jul-2046	25.0	500	4.480	NR(LT)
1829	MSS MTN Series 3 1826D 21.12.2026	UI210424	MYBUI2104247	21-Dec-2026	5.0	500	4.098	NR(LT)
1830	MUAMALAT IMTN 4.500% 13.06.2031	VN210226	MYBVN2102264	13-Jun-2031	10.0	500	4.500	A3
1831	MUFG IMTN 2.880% 24.03.2023 - Issue No. 003	VF210061	MYBVF2100611	24-Mar-2023	2.0	250	2.880	AAA (BG)
1832	MUMTAZ IMTN 3.780% 25.06.2031	VN210247	MYBVN2102470	25-Jun-2031	10.0	300	3.780	AA3 (S)
1833	MURUD MTN 2556D 30.3.2027	UK200084	MYBUK2000847	30-Mar-2027	7.0	176	2.480	NR(LT)
1834	MURUD MTN 2556D 30.3.2027	UK200085	MYBUK2000854	30-Mar-2027	7.0	19	2.580	NR(LT)
1835	MURUD MTN 2556D 30.3.2027	UK200086	MYBUK2000862	30-Mar-2027	7.0	20	2.930	NR(LT)
1836	MURUD MTN 2556D 30.3.2027	UK200087	MYBUK2000870	30-Mar-2027	7.0	126	5.000	NR(LT)
1837	NBAD 4.75% 09.12.2027	PS120079	MYBPS1200797	09-Dec-2027	15.0	500	4.750	AA1
1838	NEPTUNE ABS TWO JUNIOR BONDS 22.10.2019	PP070046	MYBPP0700462	22-Oct-2024	12.0	1	0.000	NR(LT)
1839	NGISB MTN 1826D 29.8.2022 (SERIES 3)	UI170126	MYBUI1701266	29-Aug-2022	5.0	15	4.750	AA1
1840	NGISB MTN 2191D 29.8.2023 (SERIES 4)	UJ170127	MYBUJ1701272	29-Aug-2023	6.0	15	4.800	AA1
1841	NGISB MTN 2557D 29.8.2024 (SERIES 5)	UK170128	MYBUK1701288	29-Aug-2024	7.0	20	4.850	AA1

LONG TERM CORPORATE BONDS/SUKUK OUTSTANDING AS OF 31 DECEMBER 2021								
NO	STOCK NAME	STOCK CODE	ISIN CODE	MATURITY DATE	ISSUE TENURE (Years)	O/S AMT (MYR Mil)	CPN RATE (%)	RATING
1842	NGISB MTN 2922D 29.8.2025 (SERIES 6)	UL170129	MYBUL1701294	29-Aug-2025	8.0	25	4.950	AA1
1843	NGISB MTN 3286D 28.8.2026 (SERIES 7)	UM170130	MYBUM1701300	28-Aug-2026	9.0	25	5.000	AA1
1844	NGISB MTN 3650D 27.8.2027 (SERIES 8)	UN170131	MYBUN1701316	27-Aug-2027	10.0	25	5.050	AA1
1845	NGISB MTN 4018D 29.8.2028 (SERIES 9)	UO170132	MYBUO1701322	29-Aug-2028	11.0	25	5.150	AA1
1846	NGISB MTN 4383D 29.8.2029 (SERIES 10)	UP170133	MYBUP1701337	29-Aug-2029	12.0	30	5.200	AA1
1847	NGISB MTN 4748D 29.8.2030 (SERIES 11)	UQ170134	MYBUQ1701343	29-Aug-2030	13.0	30	5.250	AA1
1848	NGISB MTN 5113D 29.8.2031 (SERIES 12)	UR170135	MYBUR1701358	29-Aug-2031	14.0	30	5.300	AA1
1849	NGISB MTN 5477D 27.8.2032 (SERIES 13)	US170136	MYBUS1701364	27-Aug-2032	15.0	35	5.400	AA1
1850	NGISB MTN 5844D 29.8.2033 (SERIES 14)	UT170137	MYBUT1701370	29-Aug-2033	16.0	35	5.500	AA1
1851	NORTHPORT IMTN 5.000% 02.12.2022	VI170384	MYBVI1703849	02-Dec-2022	5.0	100	5.000	AA- IS
1852	NORTHPORT IMTN 5.780% 19.12.2024	VN140415	MYBVN1404158	19-Dec-2024	10.0	350	5.780	AA- IS
1853	NOTABLE CLASS A ABSMTN 1827D 12.7.2024	UI190238	MYBUI1902385	12-Jul-2024	5.0	95	4.850	AAA
1854	NOTABLE CLASS B ABSMTN 1827D 12.7.2024	UI190239	MYBUI1902393	12-Jul-2024	5.0	95	8.069	B2
1855	NOTABLE CLASS C ABSMTN 1827D 12.7.2024	UI190240	MYBUI1902401	12-Jul-2024	5.0	287	2.131	C3
1856	NTTDDI CAP IMTN 6.500% 11.06.2026	VI210225	MYBVI2102256	11-Jun-2026	5.0	86	6.500	NR(LT)
1857	NTTDDI CAP IMTN 6.500% 19.11.2026	VI210427	MYBVI2104278	19-Nov-2026	5.0	53	6.500	NR(LT)
1858	OCR MTN Tranche 1 Series 5 365D 25.1.2022	UE210007	MYBUE2100079	25-Jan-2022	1.0	15	6.000	NR(LT)
1859	OLM MTN 1826D 14.2.2023	UI180023	MYBUI1800233	14-Feb-2023	5.0	50	4.750	AA2
1860	OPULENCE ABSMTN 3832D 10.12.2029 (SENIOR MTNs)	UO190224	MYBUO1902243	10-Dec-2029	10.5	25	8.000	NR(LT)

LONG TERM CORPORATE BONDS/SUKUK OUTSTANDING AS OF 31 DECEMBER 2021								
NO	STOCK NAME	STOCK CODE	ISIN CODE	MATURITY DATE	ISSUE TENURE (Years)	O/S AMT (MYR Mil)	CPN RATE (%)	RATING
1861	OPULENCE ABSMTN 5292D 09.12.2033 (JUNIOR MTNs A)	US190223	MYBUS1902236	09-Dec-2033	14.5	30	15.000	NR(LT)
1862	OPULENCE ABSMTN 5292D 09.12.2033 (JUNIOR MTNs B)	US190222	MYBUS1902228	09-Dec-2033	14.5	1,056	0.000	NR(LT)
1863	ORIX CREDIT MTN 365D 10.2.2022	UE210032	MYBUE2100327	10-Feb-2022	1.0	50	2.950	AA2
1864	OSK RATED IMTN 4.390% 28.04.2028 (Series 002)	VK210158	MYBVK2101585	28-Apr-2028	7.0	373	4.390	AA IS
1865	OSK RATED IMTN 4.520% 30.04.2031 (Series 003)	VN210157	MYBVN2101571	30-Apr-2031	10.0	205	4.520	AA IS
1866	OSK RATED MCMTN 1826D 12.3.2026	UI210095	MYBUI2100955	12-Mar-2026	5.0	20	3.550	AA
1867	OSK RATED SUKUK MURABAHAH 3.550% 12.03.2026	VI210042	MYBVI2100425	12-Mar-2026	5.0	100	3.550	AA IS
1868	OSKICMSB IMTN 07.02.2025 (T4S2)	VH210416	MYBVH2104163	07-Feb-2025	3.2	6	3.200	NR(LT)
1869	OSKICMSB IMTN 07.05.2027 (T4S11)	VJ210407	MYBVJ2104078	07-May-2027	5.5	8	3.200	NR(LT)
1870	OSKICMSB IMTN 07.08.2026 (T4S8)	VI210410	MYBVI2104104	07-Aug-2026	4.7	8	3.200	NR(LT)
1871	OSKICMSB IMTN 07.11.2025 (T4S5)	VH210413	MYBVH2104130	07-Nov-2025	4.0	7	3.200	NR(LT)
1872	OSKICMSB IMTN 08.05.2026 (T4S7)	VI210411	MYBVI2104112	08-May-2026	4.5	7	3.200	NR(LT)
1873	OSKICMSB IMTN 08.08.2025 (T4S4)	VH210414	MYBVH2104148	08-Aug-2025	3.7	7	3.200	NR(LT)
1874	OSKICMSB IMTN 08.11.2024 (T4S1)	VG210417	MYBVG2104173	08-Nov-2024	3.0	6	3.200	NR(LT)
1875	OSKICMSB IMTN 09.02.2026 (T4S6)	VI210412	MYBVI2104120	09-Feb-2026	4.3	7	3.200	NR(LT)
1876	OSKICMSB IMTN 09.02.2027 (T4S10)	VJ210408	MYBVJ2104086	09-Feb-2027	5.3	8	3.200	NR(LT)
1877	OSKICMSB IMTN 09.02.2028 (T4S14)	VK210404	MYBVK2104043	09-Feb-2028	6.3	10	3.200	NR(LT)
1878	OSKICMSB IMTN 09.05.2025 (T4S3)	VH210415	MYBVH2104155	09-May-2025	3.5	6	3.200	NR(LT)
1879	OSKICMSB IMTN 09.05.2028 (T4S15)	VK210403	MYBVK2104035	09-May-2028	6.5	10	3.200	NR(LT)

LONG TERM CORPORATE BONDS/SUKUK OUTSTANDING AS OF 31 DECEMBER 2021								
NO	STOCK NAME	STOCK CODE	ISIN CODE	MATURITY DATE	ISSUE TENURE (Years)	O/S AMT (MYR Mil)	CPN RATE (%)	RATING
1880	OSKICMSB IMTN 09.08.2027 (T4S12)	VJ210406	MYBVJ2104060	09-Aug-2027	5.8	8	3.200	NR(LT)
1881	OSKICMSB IMTN 09.08.2028 (T4S16)	VK210402	MYBVK2104027	09-Aug-2028	6.8	10	3.200	NR(LT)
1882	OSKICMSB IMTN 09.11.2026 (T4S9)	VI210409	MYBVI2104096	09-Nov-2026	5.0	8	3.200	NR(LT)
1883	OSKICMSB IMTN 09.11.2027 (T4S13)	VJ210405	MYBVJ2104052	09-Nov-2027	6.0	10	3.200	NR(LT)
1884	OSKICMSB IMTN 09.11.2028 (T4S17)	VK210401	MYBVK2104019	09-Nov-2028	7.0	6	3.200	NR(LT)
1885	OSKICMSB IMTN TRANCHE 2 SERIES 10 23.10.2023	VJ180223	MYBVJ1802235	23-Oct-2023	5.3	8	3.200	NR(LT)
1886	OSKICMSB IMTN TRANCHE 2 SERIES 11 23.01.2024	VJ180222	MYBVJ1802227	23-Jan-2024	5.5	8	3.200	NR(LT)
1887	OSKICMSB IMTN TRANCHE 2 SERIES 12 23.04.2024	VJ180221	MYBVJ1802219	23-Apr-2024	5.8	8	3.200	NR(LT)
1888	OSKICMSB IMTN TRANCHE 2 SERIES 13 23.07.2024	VJ180220	MYBVJ1802201	23-Jul-2024	6.0	7	3.200	NR(LT)
1889	OSKICMSB IMTN TRANCHE 2 SERIES 3 21.01.2022	VH180230	MYBVH1802304	21-Jan-2022	3.5	6	3.200	NR(LT)
1890	OSKICMSB IMTN TRANCHE 2 SERIES 4 22.04.2022	VH180229	MYBVH1802296	22-Apr-2022	3.8	7	3.200	NR(LT)
1891	OSKICMSB IMTN TRANCHE 2 SERIES 5 22.07.2022	VH180228	MYBVH1802288	22-Jul-2022	4.0	7	3.200	NR(LT)
1892	OSKICMSB IMTN TRANCHE 2 SERIES 6 21.10.2022	VI180227	MYBVI1802278	21-Oct-2022	4.2	7	3.200	NR(LT)
1893	OSKICMSB IMTN TRANCHE 2 SERIES 7 23.01.2023	VI180226	MYBVI1802260	23-Jan-2023	4.5	7	3.200	NR(LT)
1894	OSKICMSB IMTN TRANCHE 2 SERIES 8 21.04.2023	VI180225	MYBVI1802252	21-Apr-2023	4.7	8	3.200	NR(LT)
1895	OSKICMSB IMTN TRANCHE 2 SERIES 9 21.07.2023	VI180224	MYBVI1802245	21-Jul-2023	5.0	8	3.200	NR(LT)
1896	OSKICMSB MTN 1094D 29.9.2023 Tranche 4 Series 3	UG200211	MYBUG2002114	29-Sep-2023	3.0	10	3.010	NR(LT)
1897	OSKICMSB MTN 1096D 08.4.2024 (T3 S1)	UG210159	MYBUG2101593	08-Apr-2024	3.0	20	3.130	NR(LT)
1898	OSKICMSB MTN 1096D 10.5.2022- Tranche 1 Series 3	UG190172	MYBUG1901720	10-May-2022	3.0	5	3.460	NR(LT)

LONG TERM CORPORATE BONDS/SUKUK OUTSTANDING AS OF 31 DECEMBER 2021								
NO	STOCK NAME	STOCK CODE	ISIN CODE	MATURITY DATE	ISSUE TENURE (Years)	O/S AMT (MYR Mil)	CPN RATE (%)	RATING
1899	OSKICMSB MTN 1461D 08.04.2025 (T3 S2)	UH210158	MYBUH2101583	08-Apr-2025	4.0	20	3.130	NR(LT)
1900	OSKICMSB MTN 1461D 10.5.2023- Tranche 1 Series 4	UH190171	MYBUH1901710	10-May-2023	4.0	8	3.460	NR(LT)
1901	OSKICMSB MTN 1461D 30.9.2024 Tranche 4 Series 4	UH200210	MYBUH2002104	30-Sep-2024	4.0	10	3.010	NR(LT)
1902	OSKICMSB MTN 1826D 08.04.2026 (T3 S3)	UI210157	MYBUI2101573	08-Apr-2026	5.0	20	3.130	NR(LT)
1903	OSKICMSB MTN 1826D 30.9.2025 Tranche 4 Series 5	UI200209	MYBUI2002094	30-Sep-2025	5.0	15	3.010	NR(LT)
1904	OSKICMSB MTN 1827D 10.5.2024- Tranche 1 Series 5	UI190170	MYBUI1901700	10-May-2024	5.0	8	3.460	NR(LT)
1905	OSKICMSB MTN 1827D 30.1.2025 Tranche 3	UI200032	MYBUI2000320	30-Jan-2025	5.0	100	3.060	NR(LT)
1906	OSKICMSB MTN 2191D 08.04.2027 (T3 S4)	UJ210156	MYBUJ2101563	08-Apr-2027	6.0	20	3.130	NR(LT)
1907	OSKICMSB MTN 2191D 09.5.2025- Tranche 1 Series 6	UJ190169	MYBUJ1901690	09-May-2025	6.0	9	3.460	NR(LT)
1908	OSKICMSB MTN 2191D 30.9.2026 Tranche 4 Series 6	UJ200208	MYBUJ2002084	30-Sep-2026	6.0	40	3.010	NR(LT)
1909	OSKICMSB MTN 2555D 08.5.2026- Tranche 1 Series 7	UK190168	MYBUK1901680	08-May-2026	7.0	10	3.460	NR(LT)
1910	OSKICMSB MTN 2556D 07.04.2028 (T3 S5)	UK210155	MYBUK2101553	07-Apr-2028	7.0	20	3.130	NR(LT)
1911	OSKICMSB MTN 2556D 30.9.2027 Tranche 4 Series 7	UK200207	MYBUK2002074	30-Sep-2027	7.0	50	3.010	NR(LT)
1912	OSKICMSB MTN 2557D 30.1.2026	UK190014	MYBUK1900146	30-Jan-2026	7.0	29	3.280	NR(LT)
1913	OSKICMSB MTN 2921D 29.9.2028 Tranche 4 Series 8	UL200206	MYBUL2002064	29-Sep-2028	8.0	65	3.010	NR(LT)
1914	OSKICMSB MTN 2922D 10.5.2027- Tranche 1 Series 8	UL190167	MYBUL1901670	10-May-2027	8.0	10	3.460	NR(LT)
1915	OSKICMSB MTN 3288D 10.5.2028- Tranche 1 Series 9	UM190166	MYBUM1901660	10-May-2028	9.0	11	3.460	NR(LT)
1916	OSKICMSB MTN 3653D 10.5.2029- Tranche 1 Series 10	UN190165	MYBUN1901650	10-May-2029	10.0	13	3.460	NR(LT)
1917	OSKICMSB MTN 3653D 17.5.2028	UN180062	MYBUN1800621	17-May-2028	10.0	53	3.490	NR(LT)

LONG TERM CORPORATE BONDS/SUKUK OUTSTANDING AS OF 31 DECEMBER 2021								
NO	STOCK NAME	STOCK CODE	ISIN CODE	MATURITY DATE	ISSUE TENURE (Years)	O/S AMT (MYR Mil)	CPN RATE (%)	RATING
1918	OSKICMSB MTN 4018D 10.5.2030-Tranche 1 Series 11	UO190164	MYBUO1901641	10-May-2030	11.0	13	3.460	NR(LT)
1919	OSKICMSB MTN 4382D 09.5.2031-Tranche 1 Series 12	UP190163	MYBUP1901630	09-May-2031	12.0	16	3.460	NR(LT)
1920	OSKICMSB MTN 4749D 10.5.2032-Tranche 1 Series 13	UQ190162	MYBUQ1901620	10-May-2032	13.0	16	3.460	NR(LT)
1921	OSKICMSB MTN 5114D 10.5.2033-Tranche 1 Series 14	UR190161	MYBUR1901610	10-May-2033	14.0	18	3.460	NR(LT)
1922	OSKICMSB MTN 5479D 10.5.2034-Tranche 1 Series 15	US190160	MYBUS1901600	10-May-2034	15.0	18	3.460	NR(LT)
1923	OSKICMSB MTN 730D 30.9.2022 Tranche 4 Series 2	UF200212	MYBUF2002124	30-Sep-2022	2.0	5	3.010	NR(LT)
1924	OSKICMSB TRANCHE 2 MTN 1827D 30.9.2024	UI190301	MYBUI1903011	30-Sep-2024	5.0	100	3.060	NR(LT)
1925	PARAMON 0% 11.08.2119	DZ200003	MYBDZ2000031	11-Aug-2119	98.9	50	4.650	NR(LT)
1926	PARAMON 6.350% 11.08.2119	DZ190009	MYBDZ1900090	11-Aug-2119	99.9	50	6.350	NR(LT)
1927	PARAMON 6.350% 11.08.2119	PI190010	MYBPI1900108	11-Aug-2119	5.0	100	6.350	NR(LT)
1928	PARAMOUNT 06.02.2114 (Series B2)	FZ150001	MYBFZ1500010	06-Feb-2114	98.4	50	5.400	NR(LT)
1929	PASB IMTN (GG) 4.06% 06.06.2022 - Issue No. 29	VI170172	MYBVI1701728	06-Jun-2022	5.0	900	4.060	NR(LT)
1930	PASB IMTN (GG) 4.150% 6.2.2026 - Issue No. 36	VK190018	MYBVK1900185	06-Feb-2026	7.0	400	4.150	NR(LT)
1931	PASB IMTN (GG) 4.23% 16.06.2023 - Issue No. 25	VK160157	MYBVK1601577	16-Jun-2023	7.0	800	4.230	NR(LT)
1932	PASB IMTN (GG) 4.27% 06.06.2024 - Issue No. 30	VK170173	MYBVK1701732	06-Jun-2024	7.0	500	4.270	NR(LT)
1933	PASB IMTN (GG) 4.300% 06.06.2022 - Issue No. 32	VH180195	MYBVH1801959	06-Jun-2022	4.0	350	4.300	NR(LT)
1934	PASB IMTN (GG) 4.340% 7.2.2029 - Issue No. 37	VN190019	MYBVN1900197	07-Feb-2029	10.0	600	4.340	NR(LT)
1935	PASB IMTN (GG) 4.40% 17.06.2026 - Issue No. 26	VN160158	MYBVN1601589	17-Jun-2026	10.0	250	4.400	NR(LT)
1936	PASB IMTN (GG) 4.410% 06.06.2023 - Issue No. 33	VI180196	MYBVI1801965	06-Jun-2023	5.0	715	4.410	NR(LT)

LONG TERM CORPORATE BONDS/SUKUK OUTSTANDING AS OF 31 DECEMBER 2021								
NO	STOCK NAME	STOCK CODE	ISIN CODE	MATURITY DATE	ISSUE TENURE (Years)	O/S AMT (MYR Mil)	CPN RATE (%)	RATING
1937	PASB IMTN (GG) 4.43% 03.02.2023 - Issue No. 22	VK160016	MYBVK1600165	03-Feb- 2023	7.0	1,000	4.430	NR(LT)
1938	PASB IMTN (GG) 4.520% 06.06.2024 - Issue No. 34	VJ180197	MYBVJ1801971	06-Jun-2024	6.0	500	4.520	NR(LT)
1939	PASB IMTN (GG) 4.560% 06.06.2025 - Issue No. 35	VK180198	MYBVK1801987	06-Jun-2025	7.0	400	4.560	NR(LT)
1940	PASB IMTN (GG) 4.63% 05.02.2026 - Issue No. 23	VN160017	MYBVN1600177	05-Feb- 2026	10.0	750	4.630	NR(LT)
1941	PASB IMTN (GG) 4.63% 26.09.2025 - Issue No. 21	VN150193	MYBVN1501938	26-Sep- 2025	10.0	860	4.630	NR(LT)
1942	PASB IMTN 1.000% 05.02.2036 - Issue No. 29	VS210006	MYBVS2100069	05-Feb- 2036	15.0	300	1.000	AAA
1943	PASB IMTN 1.000% 05.11.2035 - Issue No. 27	VS200291	MYBVS2002919	05-Nov- 2035	15.0	175	1.000	AAA
1944	PASB IMTN 1.000% 11.11.2036 - Issue No. 35	VS210420	MYBVS2104202	11-Nov- 2036	15.0	100	1.000	AAA
1945	PASB IMTN 1.000% 28.09.2035 - Issue No. 24	VS200208	MYBVS2002083	28-Sep- 2035	15.0	200	1.000	AAA
1946	PASB IMTN 2.690% 05.11.2025 - Issue No. 25	VI200289	MYBVI2002894	05-Nov- 2025	5.0	235	2.690	AAA
1947	PASB IMTN 2.910% 28.09.2027 - Issue No. 22	VK200206	MYBVK2002064	28-Sep- 2027	7.0	250	2.910	AAA
1948	PASB IMTN 3.070% 04.02.2028 - Issue No. 28	VK210005	MYBVK2100058	04-Feb- 2028	7.0	500	3.070	AAA
1949	PASB IMTN 3.070% 05.06.2025 - Issue No. 20	VI200084	MYBVI2000849	05-Jun-2025	5.0	400	3.070	AAA
1950	PASB IMTN 3.120% 27.09.2030 - Issue No. 23	VN200207	MYBVN2002076	27-Sep- 2030	10.0	315	3.120	AAA
1951	PASB IMTN 3.140% 05.11.2030 - Issue No. 26	VN200290	MYBVN2002902	05-Nov- 2030	10.0	145	3.140	AAA
1952	PASB IMTN 3.320% 04.06.2027 - Issue No. 21	VK200085	MYBVK2000852	04-Jun-2027	7.0	850	3.320	AAA
1953	PASB IMTN 3.600% 30.10.2024 - Issue No. 16	VI190229	MYBVI1902292	30-Oct-2024	5.0	250	3.600	AAA
1954	PASB IMTN 3.680% 25.08.2028 - Issue No. 32	VK210321	MYBVK2103219	25-Aug- 2028	7.0	200	3.680	AAA
1955	PASB IMTN 3.730% 02.06.2028 - Issue No. 31	VK210216	MYBVK2102161	02-Jun-2028	7.0	550	3.730	AAA



LONG TERM CORPORATE BONDS/SUKUK OUTSTANDING AS OF 31 DECEMBER 2021								
NO	STOCK NAME	STOCK CODE	ISIN CODE	MATURITY DATE	ISSUE TENURE (Years)	O/S AMT (MYR Mil)	CPN RATE (%)	RATING
1956	PASB IMTN 3.750% 28.04.2028 - Issue No. 30	VK210156	MYBVK2101569	28-Apr-2028	7.0	500	3.750	AAA
1957	PASB IMTN 3.800% 30.10.2026 - Issue No. 17	VK190230	MYBVK1902306	30-Oct-2026	7.0	450	3.800	AAA
1958	PASB IMTN 3.830% 11.11.2027 - Issue No. 33	VJ210418	MYBVJ2104185	11-Nov-2027	6.0	300	3.830	AAA
1959	PASB IMTN 3.900% 05.08.2022 - Issue No. 5	VN120286	MYBVN1202867	05-Aug-2022	10.0	200	3.900	AAA
1960	PASB IMTN 3.900% 30.10.2029 - Issue No. 18	VN190231	MYBVN1902318	30-Oct-2029	10.0	500	3.900	AAA
1961	PASB IMTN 4.000% 04.06.2024 - Issue No. 13	VI190100	MYBVI1901005	04-Jun-2024	5.0	300	4.000	AAA
1962	PASB IMTN 4.000% 30.10.2034 - Issue No. 19	VS190232	MYBVS1902325	30-Oct-2034	15.0	400	4.000	AAA
1963	PASB IMTN 4.070% 04.06.2026 - Issue No. 14	VK190101	MYBVK1901019	04-Jun-2026	7.0	400	4.070	AAA
1964	PASB IMTN 4.080% 11.11.2031 - Issue No. 34	VN210419	MYBVN2104195	11-Nov-2031	10.0	250	4.080	AAA
1965	PASB IMTN 4.120% 25.02.2022 - Issue No. 9	VG190033	MYBVG1900332	25-Feb-2022	3.0	500	4.120	AAA
1966	PASB IMTN 4.150% 04.06.2029 - Issue No. 15	VN190102	MYBVN1901021	04-Jun-2029	10.0	400	4.150	AAA
1967	PASB IMTN 4.190% 07.02.2022 - Issue No. 6	VG190020	MYBVG1900209	07-Feb-2022	3.0	200	4.190	AAA
1968	PASB IMTN 4.220% 07.02.2023 - Issue No. 7	VH190021	MYBVH1900215	07-Feb-2023	4.0	100	4.220	AAA
1969	PASB IMTN 4.280% 23.02.2024 - Issue No. 10	VI190034	MYBVI1900346	23-Feb-2024	5.0	750	4.280	AAA
1970	PASB IMTN 4.300% 07.02.2024 - Issue No. 8	VI190022	MYBVI1900221	07-Feb-2024	5.0	300	4.300	AAA
1971	PASB IMTN 4.380% 25.02.2026 - Issue No. 11	VK190035	MYBVK1900359	25-Feb-2026	7.0	250	4.380	AAA
1972	PASB IMTN 4.540% 23.02.2029 - Issue No. 12	VN190036	MYBVN1900361	23-Feb-2029	10.0	400	4.540	AAA
1973	PAVILIONREIT MTN 1096D 15.3.2024	UG210100	MYBUG2101007	15-Mar-2024	3.0	20	3.040	NR(LT)
1974	PAVILIONREIT MTN 1827D 25.3.2024	UI190047	MYBUI1900470	25-Mar-2024	5.0	150	4.900	NR(LT)

LONG TERM CORPORATE BONDS/SUKUK OUTSTANDING AS OF 31 DECEMBER 2021								
NO	STOCK NAME	STOCK CODE	ISIN CODE	MATURITY DATE	ISSUE TENURE (Years)	O/S AMT (MYR Mil)	CPN RATE (%)	RATING
1975	PAVILIONREIT MTN 1827D 26.4.2024	UI190155	MYBUI1901551	26-Apr-2024	5.0	75	4.850	NR(LT)
1976	PAVILIONREIT MTN 2555D 25.4.2025	UK180054	MYBUK1800544	25-Apr-2025	7.0	700	4.900	NR(LT)
1977	PAVILIONREIT MTN 2556D 24.3.2028	UK210117	MYBUK2101173	24-Mar-2028	7.0	100	3.150	NR(LT)
1978	PAVILIONREIT MTN 2556D 24.3.2028	UK210118	MYBUK2101181	24-Mar-2028	7.0	300	3.250	NR(LT)
1979	PAVILIONREIT MTN FLOATING RATE 1827D 25.3.2024	UI190048	MYBUI1900488	25-Mar-2024	5.0	150	3.200	NR(LT)
1980	PBB AT1CS - TRANCHE 1 5.080% PERPETUAL	PZ180005	MYBPZ1800054	24-Jun-2118	100.1	100	5.080	AA3
1981	PBSB IMTN 4.150% 08.05.2029	VN190091	MYBVN1900916	08-May-2029	10.0	130	4.150	AAA IS
1982	PBSB IMTN 4.200% 08.05.2030	VO190092	MYBVO1900922	08-May-2030	11.0	130	4.200	AAA IS
1983	PBSB IMTN 4.250% 08.05.2031	VP190093	MYBVP1900937	08-May-2031	12.0	120	4.250	AAA IS
1984	PBSB IMTN 4.330% 12.09.2022	VI170256	MYBVI1702569	12-Sep-2022	5.0	150	4.330	AAA IS
1985	PBSB IMTN 4.450% 12.09.2024	VK170257	MYBVK1702573	12-Sep-2024	7.0	150	4.450	AAA IS
1986	PBSB IMTN 4.500% 24.03.2023	VI180097	MYBVI1800975	24-Mar-2023	5.0	150	4.500	AAA IS
1987	PBSB IMTN 4.550% 11.09.2026	VM170258	MYBVM1702587	11-Sep-2026	9.0	150	4.550	AAA IS
1988	PBSB IMTN 4.560% 26.03.2025	VK180098	MYBVK1800989	26-Mar-2025	7.0	150	4.560	AAA IS
1989	PBSB IMTN 4.600% 10.09.2027	VN170259	MYBVN1702593	10-Sep-2027	10.0	150	4.600	AAA IS
1990	PBSB IMTN 4.770% 24.03.2028	VN180099	MYBVN1800991	24-Mar-2028	10.0	150	4.770	AAA IS
1991	PCB ABSMTN 2100D 28.09.2022- 2016-A Class A(3)	UI160162	MYBUI1601623	28-Sep-2022	5.0	11	4.950	AAA
1992	PCB ABSMTN 2556D 28.12.2023 - 2016-A Class A(4)	UK160163	MYBUK1601637	28-Dec-2023	7.0	10	4.970	AAA
1993	PCB ABSMTN 2557D 23.12.2022 - 2015-A Class C	UK150140	MYBUK1501407	31-Dec-2029	7.0	3	0.450	NR(LT)

LONG TERM CORPORATE BONDS/SUKUK OUTSTANDING AS OF 31 DECEMBER 2021								
NO	STOCK NAME	STOCK CODE	ISIN CODE	MATURITY DATE	ISSUE TENURE (Years)	O/S AMT (MYR Mil)	CPN RATE (%)	RATING
1994	PCB ABSMTN 2921D 27.12.2024 - 2016-A Class A(5)	UL160164	MYBUL1601643	27-Dec- 2024	8.0	24	5.120	AAA
1995	PCB ABSMTN 2921D 27.12.2024 - 2016-A Class B	UL160165	MYBUL1601650	27-Dec- 2024	8.0	5	5.470	AAA
1996	PCB ABSMTN 4751D 31.12.2029 - 2016-A Class C	UQ160166	MYBUQ1601667	31-Dec- 2029	13.0	11	0.090	NR(LT)
1997	PCR IMTN 23.02.2029 (Tranche 1 Series 1)	VN190037	MYBVN1900379	23-Feb- 2029	10.0	73	3.500	NR(LT)
1998	PCR IMTN 23.02.2029 (Tranche 1 Series 2)	VN190068	MYBVN1900684	23-Feb- 2029	9.9	6	3.500	NR(LT)
1999	PCSB IMTN FLOATING RATE 28.01.2022	VG190012	MYBVG1900126	28-Jan-2022	3.0	43	3.690	NR(LT)
2000	PCSB IMTN FLOATING RATE 28.01.2025	VJ190009	MYBVJ1900096	28-Jan-2025	6.0	50	3.690	NR(LT)
2001	PCSB IMTN FLOATING RATE 29.01.2027	VL190007	MYBVL1900076	29-Jan-2027	8.0	60	3.690	NR(LT)
2002	PCSB IMTN FLOATING RATE 30.01.2023	VH190011	MYBVH1900116	30-Jan-2023	4.0	48	3.690	NR(LT)
2003	PCSB IMTN FLOATING RATE 30.01.2024	VI190010	MYBVI1900106	30-Jan-2024	5.0	44	3.690	NR(LT)
2004	PCSB IMTN FLOATING RATE 30.01.2026	VK190008	MYBVK1900086	30-Jan-2026	7.0	55	3.690	NR(LT)
2005	PD POWER 12.000% 09.09.2024 PN	PZ94006X	MYBPZ94006X6	09-Sep- 2024	30.0	30	12.000	NR(LT)
2006	PD POWER 12.000% 09.12.2024 PN	PZ94007W	MYBPZ94007W6	09-Dec- 2024	30.0	20	12.000	NR(LT)
2007	PD POWER 12.000% 10.06.2024 PN	PZ94005T	MYBPZ94005T6	10-Jun-2024	30.0	15	12.000	NR(LT)
2008	PD POWER 12.000% 11.03.2024 PN	PZ94004H	MYBPZ94004H4	11-Mar- 2024	30.0	15	12.000	NR(LT)
2009	PD POWER 12.000% 16.12.2023 PN	PZ93006W	MYBPZ93006W9	16-Dec- 2023	30.0	70	12.000	NR(LT)
2010	PENANGPORT IMTN 4.300% 24.12.2026 - Tranche No 1	VK190314	MYBVK1903148	24-Dec- 2026	7.0	200	4.300	AA- IS
2011	PENANGPORT IMTN 4.480% 27.12.2029 - Tranche No 2	VN190315	MYBVN1903159	27-Dec- 2029	10.0	300	4.480	AA- IS
2012	PENANGPORT IMTN 4.680% 26.12.2031 - Tranche No 3	VP190316	MYBVP1903162	26-Dec- 2031	12.0	500	4.680	AA- IS

LONG TERM CORPORATE BONDS/SUKUK OUTSTANDING AS OF 31 DECEMBER 2021								
NO	STOCK NAME	STOCK CODE	ISIN CODE	MATURITY DATE	ISSUE TENURE (Years)	O/S AMT (MYR Mil)	CPN RATE (%)	RATING
2013	PERODUA IMTN 0.500% 17.12.2025	VN150342	MYBVN1503421	17-Dec-2025	10.0	50	0.500	NR(LT)
2014	PESTECH IMTN 6.000% 16.10.2120	VZ200228	MYBVZ2002286	16-Oct-2120	100.1	37	6.000	NR(LT)
2015	PESTECH IMTN 6.000% 16.10.2120	VZ200328	MYBVZ2003284	16-Oct-2120	99.9	11	6.000	NR(LT)
2016	PGA IMTN 5.500% 25.02.2028	VM190039	MYBVM1900397	25-Feb-2028	9.0	2	5.500	NR(LT)
2017	PGA IMTN 5.500% 26.02.2027	VL190040	MYBVL1900407	26-Feb-2027	8.0	2	5.500	NR(LT)
2018	PGA IMTN 5.500% 27.02.2026	VK190041	MYBVK1900417	27-Feb-2026	7.0	2	5.500	NR(LT)
2019	PGA IMTN 5.500% 27.02.2029	VN190038	MYBVN1900387	27-Feb-2029	10.0	2	5.500	NR(LT)
2020	PGA IMTN 5.500% 28.02.2022	VG190045	MYBVG1900456	28-Feb-2022	3.0	1	5.500	NR(LT)
2021	PGA IMTN 5.500% 28.02.2023	VH190044	MYBVH1900447	28-Feb-2023	4.0	2	5.500	NR(LT)
2022	PGA IMTN 5.500% 28.02.2024	VI190043	MYBVI1900437	28-Feb-2024	5.0	2	5.500	NR(LT)
2023	PGA IMTN 5.500% 28.02.2025	VJ190042	MYBVJ1900427	28-Feb-2025	6.0	2	5.500	NR(LT)
2024	PHOLDINGS TRANCHE 1 SERIES 1 MTN 1824D 18.8.2023	UI180164	MYBUI1801645	18-Aug-2023	5.0	474	2.420	NR(LT)
2025	PIBB T2 SubSukuk Murabahah 4.650% 03.08.2027	VN170225	MYBVN1702254	03-Aug-2027	10.0	500	4.650	AA1
2026	PIBB T3 SubSukuk Murabahah 3.750% 31.10.2029	VN190233	MYBVN1902334	31-Oct-2029	10.0	500	3.750	AA1
2027	PKNS IMTN 05.05.2022	VE210161	MYBVE2101612	05-May-2022	1.0	100	3.350	AA3
2028	PKNS IMTN 13.01.2023	VG200002	MYBVG2000025	13-Jan-2023	3.0	100	3.765	AA3
2029	PKNS IMTN 3.650% 29.05.2023	VG200083	MYBVG2000835	29-May-2023	3.0	185	3.650	AA3
2030	PKNS IMTN 3.850% 22.11.2022	VG190268	MYBVG1902684	22-Nov-2022	3.0	50	3.850	AA3
2031	PKNS IMTN 4.300% 28.06.2022	VG190111	MYBVG1901116	28-Jun-2022	3.0	120	4.300	AA3

LONG TERM CORPORATE BONDS/SUKUK OUTSTANDING AS OF 31 DECEMBER 2021								
NO	STOCK NAME	STOCK CODE	ISIN CODE	MATURITY DATE	ISSUE TENURE (Years)	O/S AMT (MYR Mil)	CPN RATE (%)	RATING
2032	PKNS IMTN 4.500% 31.05.2022	VG190097	MYBVG1900977	31-May-2022	3.0	100	4.500	AA3
2033	PKNS IMTN 4.580% 01.04.2022	VG190077	MYBVG1900779	01-Apr-2022	3.0	50	4.580	AA3
2034	PKNS IMTN 4.742% 17.01.2022	VG190002	MYBVG1900027	17-Jan-2022	3.0	180	4.742	AA3
2035	PKNS IMTN 5.000% 02.12.2022	VH180339	MYBVH1803393	02-Dec-2022	4.0	70	5.000	AA3
2036	PKNS IMTN 5.010% 26.10.2023	VI180294	MYBVI1802948	26-Oct-2023	5.0	100	5.010	AA3
2037	PKNS IMTN 5.013% 31.10.2023	VI180301	MYBVI1803011	31-Oct-2023	5.0	150	5.013	AA3
2038	PKNS IMTN 5.15% 10.08.2023	VI180239	MYBVI1802393	10-Aug-2023	5.0	150	5.150	AA3
2039	PKPP IMTN 3.810% 30.10.2023	VG200281	MYBVG2002815	30-Oct-2023	3.0	80	3.810	AA3 (S)
2040	PKPP IMTN 3.960% 30.10.2024	VH200282	MYBVH2002821	30-Oct-2024	4.0	80	3.960	AA3 (S)
2041	PKPP IMTN 4.110% 30.10.2025	VI200283	MYBVI2002837	30-Oct-2025	5.0	80	4.110	AA3 (S)
2042	PKPP IMTN 4.210% 30.10.2026	VJ200284	MYBVJ2002843	30-Oct-2026	6.0	125	4.210	AA3 (S)
2043	PKPP IMTN 4.360% 29.10.2027	VK200285	MYBVK2002858	29-Oct-2027	7.0	95	4.360	AA3 (S)
2044	PKPP IMTN 4.510% 30.10.2028	VL200286	MYBVL2002864	30-Oct-2028	8.0	75	4.510	AA3 (S)
2045	PKPP IMTN 4.990% 30.10.2029	VM200287	MYBVM2002870	30-Oct-2029	9.0	65	4.990	NR(LT)
2046	PKPP IMTN 5.090% 30.10.2030	VN200288	MYBVN2002886	30-Oct-2030	10.0	50	5.090	NR(LT)
2047	PLB MTN 547D 22.6.2022	UF200292	MYBUF2002926	22-Jun-2022	1.5	50	3.000	AA3
2048	PLB MTN 731D 07.3.2022	UF200035	MYBUF2000359	07-Mar-2022	2.0	50	3.450	AA3
2049	PLB MTN 733D 02.8.2023	UF210261	MYBUF2102619	02-Aug-2023	2.0	50	3.200	AA3
2050	PLB MTN 914D 18.6.2024	UG210422	MYBUG2104225	18-Jun-2024	2.5	80	3.480	AA3

LONG TERM CORPORATE BONDS/SUKUK OUTSTANDING AS OF 31 DECEMBER 2021								
NO	STOCK NAME	STOCK CODE	ISIN CODE	MATURITY DATE	ISSUE TENURE (Years)	O/S AMT (MYR Mil)	CPN RATE (%)	RATING
2051	PLB MTN 915D 14.2.2024	UG210260	MYBUG2102609	14-Feb-2024	2.5	50	3.280	AA3
2052	PLNG2 IMTN 2.120% 21.10.2022 - Tranche No 2	VF200231	MYBVF2002312	21-Oct-2022	2.0	110	2.120	AAA IS
2053	PLNG2 IMTN 2.220% 20.10.2023 - Tranche No 3	VG200232	MYBVG2002328	20-Oct-2023	3.0	105	2.220	AAA IS
2054	PLNG2 IMTN 2.370% 21.10.2024 - Tranche No 4	VH200233	MYBVH2002334	21-Oct-2024	4.0	110	2.370	AAA IS
2055	PLNG2 IMTN 2.490% 21.10.2025 - Tranche No 5	VI200234	MYBVI2002340	21-Oct-2025	5.0	120	2.490	AAA IS
2056	PLNG2 IMTN 2.670% 21.10.2026 - Tranche No 6	VJ200235	MYBVJ2002355	21-Oct-2026	6.0	100	2.670	AAA IS
2057	PLNG2 IMTN 2.760% 21.10.2027 - Tranche No 7	VK200236	MYBVK2002361	21-Oct-2027	7.0	95	2.760	AAA IS
2058	PLNG2 IMTN 2.860% 20.10.2028 - Tranche No 8	VL200237	MYBVL2002377	20-Oct-2028	8.0	100	2.860	AAA IS
2059	PLNG2 IMTN 2.920% 19.10.2029 - Tranche No 9	VM200238	MYBVM2002383	19-Oct-2029	9.0	90	2.920	AAA IS
2060	PLNG2 IMTN 2.980% 21.10.2030 - Tranche No 10	VN200239	MYBVN2002399	21-Oct-2030	10.0	90	2.980	AAA IS
2061	PLNG2 IMTN 3.090% 21.10.2031 - Tranche No 11	VO200240	MYBVO2002405	21-Oct-2031	11.0	95	3.090	AAA IS
2062	PLNG2 IMTN 3.160% 21.10.2032 - Tranche No 12	VP200241	MYBVP2002410	21-Oct-2032	12.0	85	3.160	AAA IS
2063	PLNG2 IMTN 3.240% 21.10.2033 - Tranche No 13	VQ200242	MYBVQ2002426	21-Oct-2033	13.0	85	3.240	AAA IS
2064	PLNG2 IMTN 3.310% 20.10.2034 - Tranche No 14	VR200243	MYBVR2002432	20-Oct-2034	14.0	85	3.310	AAA IS
2065	PLNG2 IMTN 3.410% 19.10.2035 - Tranche No 15	VS200244	MYBVS2002448	19-Oct-2035	15.0	70	3.410	AAA IS
2066	PLNG2 IMTN 3.490% 21.10.2036 - Tranche No 16	VT200245	MYBVT2002453	21-Oct-2036	16.0	70	3.490	AAA IS
2067	PLNG2 IMTN 3.560% 21.10.2037 - Tranche No 17	VU200246	MYBVU2002469	21-Oct-2037	17.0	70	3.560	AAA IS
2068	PLNG2 IMTN 3.620% 21.10.2038 - Tranche No 18	VV200247	MYBVV2002475	21-Oct-2038	18.0	50	3.620	AAA IS
2069	PLNG2 IMTN 3.680% 21.10.2039 - Tranche No 19	VW200248	MYBVW2002481	21-Oct-2039	19.0	40	3.680	AAA IS

LONG TERM CORPORATE BONDS/SUKUK OUTSTANDING AS OF 31 DECEMBER 2021								
NO	STOCK NAME	STOCK CODE	ISIN CODE	MATURITY DATE	ISSUE TENURE (Years)	O/S AMT (MYR Mil)	CPN RATE (%)	RATING
2070	PLNG2 IMTN 3.740% 19.10.2040 - Tranche No 20	VX200249	MYBVX2002497	19-Oct-2040	20.0	40	3.740	AAA IS
2071	PLSA 0% 28.04.2034 (Serie H)	FZ090003	MYBFZ0900039	28-Apr-2034	25.0	15	0.000	A3
2072	PLSA 0% 29.04.2033 (Serie J)	FZ090005	MYBFZ0900054	29-Apr-2033	24.0	10	0.000	A3
2073	PLSA 0% 29.10.2032 (Serie K)	FZ090007	MYBFZ0900070	29-Oct-2032	23.0	20	0.000	A3
2074	PLSA 0% 30.04.2030 (Serie P)	FY090012	MYBFY0900123	30-Apr-2030	20.5	20	0.000	A3
2075	PLSA 0% 30.04.2031 (Serie N)	FZ090010	MYBFZ0900104	30-Apr-2031	21.5	15	0.000	A3
2076	PLSA 0% 30.04.2032 (Serie L)	FZ090008	MYBFZ0900088	30-Apr-2032	22.5	20	0.000	A3
2077	PLSA 0% 30.04.2035 (Serie F)	FZ090001	MYBFZ0900013	30-Apr-2035	26.0	20	0.000	A3
2078	PLSA 0% 30.04.2036 (Serie D)	FZ080009	MYBFZ0800098	30-Apr-2036	27.5	30	0.000	A3
2079	PLSA 0% 30.04.2037 (Serie B)	FZ080007	MYBFZ0800072	30-Apr-2037	28.5	50	0.000	A3
2080	PLSA 0% 30.10.2037 (Serie A)	FZ080006	MYBFZ0800064	30-Oct-2037	29.0	100	0.000	A3
2081	PLSA 0% 31.10.2030 (Serie O)	FY090011	MYBFY0900115	31-Oct-2030	21.0	15	0.000	A3
2082	PLSA 0% 31.10.2031 (Serie M)	FZ090009	MYBFZ0900096	31-Oct-2031	22.0	20	0.000	A3
2083	PLSA 0% 31.10.2033 (Serie I)	FZ090004	MYBFZ0900047	31-Oct-2033	24.5	10	0.000	A3
2084	PLSA 0% 31.10.2034 (Serie G)	FZ090002	MYBFZ0900021	31-Oct-2034	25.5	20	0.000	A3
2085	PLSA 0% 31.10.2035 (Serie E)	FZ080010	MYBFZ0800106	31-Oct-2035	27.0	20	0.000	A3
2086	PLSA 0% 31.10.2036 (Serie C)	FZ080008	MYBFZ0800080	31-Oct-2036	28.0	30	0.000	A3
2087	PLUS BERHAD IMTN 4.400% 12.01.2022 - Series 1 (6)	VN120009	MYBVN1200093	12-Jan-2022	10.0	700	4.400	AAA IS
2088	PLUS BERHAD IMTN 4.480% 12.01.2023 - Series 1 (7)	VO120010	MYBVO1200109	12-Jan-2023	11.0	900	4.480	AAA IS

LONG TERM CORPORATE BONDS/SUKUK OUTSTANDING AS OF 31 DECEMBER 2021								
NO	STOCK NAME	STOCK CODE	ISIN CODE	MATURITY DATE	ISSUE TENURE (Years)	O/S AMT (MYR Mil)	CPN RATE (%)	RATING
2089	PLUS BERHAD IMTN 4.560% 12.01.2024 - Series 1 (8)	VP120011	MYBVP1200114	12-Jan-2024	12.0	1,000	4.560	AAA IS
2090	PLUS BERHAD IMTN 4.640% 10.01.2025 - Series 1 (9)	VQ120012	MYBVQ1200120	10-Jan-2025	13.0	1,000	4.640	AAA IS
2091	PLUS BERHAD IMTN 4.720% 12.01.2026 - Series 1 (10)	VR120013	MYBVR1200136	12-Jan-2026	14.0	1,000	4.720	AAA IS
2092	PLUS BERHAD IMTN 4.800% 12.01.2027 - Series 1 (11)	VS120014	MYBVS1200142	12-Jan-2027	15.0	1,000	4.800	AAA IS
2093	PLUS BERHAD IMTN 4.860% 12.01.2038 - Series 1	VZ120002	MYBVZ1200022	12-Jan-2038	26.0	5,500	4.860	NR(LT)
2094	PLUS BERHAD IMTN 4.880% 12.01.2028 - Series 1 (12)	VT120015	MYBVT1200157	12-Jan-2028	16.0	1,000	4.880	AAA IS
2095	PLUS BERHAD IMTN 4.960% 12.01.2029 - Series 1 (13)	VU120016	MYBVU1200163	12-Jan-2029	17.0	1,000	4.960	AAA IS
2096	PLUS BERHAD IMTN 5.000% 11.01.2030 - Series 1 (14)	VV120017	MYBVV1200179	11-Jan-2030	18.0	1,000	5.000	AAA IS
2097	PLUS BERHAD IMTN 5.000% 31.12.2038 - Series 2	VZ120003	MYBVZ1200030	31-Dec-2038	27.0	5,500	5.000	NR(LT)
2098	PLUS BERHAD IMTN 5.070% 10.01.2031 - Series 1 (15)	VW120018	MYBVW1200185	10-Jan-2031	19.0	1,000	5.070	AAA IS
2099	PLUS BERHAD IMTN 5.150% 12.01.2032 - Series 1 (16)	VX120019	MYBVX1200191	12-Jan-2032	20.0	1,000	5.150	AAA IS
2100	PLUS BERHAD IMTN 5.270% 12.01.2033 - Series 1 (17)	VY120020	MYBVY1200207	12-Jan-2033	21.0	1,000	5.270	AAA IS
2101	PLUS BERHAD IMTN 5.390% 12.01.2034 - Series 1 (18)	VZ120021	MYBVZ1200212	12-Jan-2034	22.0	1,100	5.390	AAA IS
2102	PLUS BERHAD IMTN 5.510% 12.01.2035 - Series 1 (19)	VZ120022	MYBVZ1200220	12-Jan-2035	23.0	1,600	5.510	AAA IS
2103	PLUS BERHAD IMTN 5.630% 11.01.2036 - Series 1 (20)	VZ120023	MYBVZ1200238	11-Jan-2036	24.0	1,800	5.630	AAA IS
2104	PLUS BERHAD IMTN 5.750% 12.01.2037 - Series 1 (21)	VZ120024	MYBVZ1200246	12-Jan-2037	25.0	1,800	5.750	AAA IS
2105	PNBMV IMTN 3.670% 24.12.2024 (Tranche 4 Series 1)	VH210244	MYBVH2102449	24-Dec-2024	3.5	200	3.670	NR(LT)
2106	PNBMV IMTN 4.490% 27.12.2029 (Tranche 2 Series 1)	VN190308	MYBVN1903084	27-Dec-2029	10.0	200	4.490	NR(LT)
2107	PNBMV IMTN 4.530% 27.12.2030 (Tranche 2 Series 2)	VO190309	MYBVO1903090	27-Dec-2030	11.0	200	4.530	NR(LT)



LONG TERM CORPORATE BONDS/SUKUK OUTSTANDING AS OF 31 DECEMBER 2021								
NO	STOCK NAME	STOCK CODE	ISIN CODE	MATURITY DATE	ISSUE TENURE (Years)	O/S AMT (MYR Mil)	CPN RATE (%)	RATING
2108	PNBMV IMTN 4.570% 26.12.2031 (Tranche 2 Series 3)	VP190310	MYBVP1903105	26-Dec-2031	12.0	200	4.570	NR(LT)
2109	PNBMV IMTN 4.620% 27.12.2032 (Tranche 2 Series 4)	VQ190311	MYBVQ1903111	27-Dec-2032	13.0	243	4.620	NR(LT)
2110	PNBMV IMTN 4.640% 27.12.2029 (Tranche 3 Series 1)	VN190304	MYBVN1903043	27-Dec-2029	10.0	100	4.640	NR(LT)
2111	PNBMV IMTN 4.680% 27.12.2030 (Tranche 3 Series 2)	VO190305	MYBVO1903058	27-Dec-2030	11.0	105	4.680	NR(LT)
2112	PNBMV IMTN 4.730% 26.12.2031 (Tranche 3 Series 3)	VP190306	MYBVP1903063	26-Dec-2031	12.0	120	4.730	NR(LT)
2113	PNBMV IMTN 4.780% 27.12.2032 (Tranche 3 Series 4)	VQ190307	MYBVQ1903079	27-Dec-2032	13.0	110	4.780	NR(LT)
2114	PNBMV IMTN 4.780% 28.12.2026 (Tranche 2 Series 1)	VL190107	MYBVL1901074	28-Dec-2026	7.5	65	4.780	NR(LT)
2115	PNBMV IMTN 4.810% 28.12.2027 (Tranche 2 Series 2)	VM190108	MYBVM1901080	28-Dec-2027	8.5	70	4.810	NR(LT)
2116	PNBMV IMTN 4.840% 28.12.2028 (Tranche 2 Series 3)	VN190109	MYBVN1901096	28-Dec-2028	9.5	90	4.840	NR(LT)
2117	PNBMV IMTN 4.850% 24.12.2032 (Tranche 4 Series 2)	VP210245	MYBVP2102459	24-Dec-2032	11.5	230	4.850	NR(LT)
2118	PNBMV IMTN 5.030% 28.12.2032 (Tranche 2 Series 4)	VR190110	MYBVR1901105	28-Dec-2032	13.5	220	5.030	NR(LT)
2119	PNBMV IMTN 5.170% 29.12.2022 (Tranche 1 Series 1)	VI170410	MYBVI1704102	29-Dec-2022	5.0	10	5.170	NR(LT)
2120	PNBMV IMTN 5.230% 29.12.2023 (Tranche 1 Series 2)	VJ170411	MYBVJ1704118	29-Dec-2023	6.0	20	5.230	NR(LT)
2121	PNBMV IMTN 5.290% 27.12.2024 (Tranche 1 Series 3)	VK170412	MYBVK1704124	27-Dec-2024	7.0	30	5.290	NR(LT)
2122	PNBMV IMTN 5.350% 29.12.2025 (Tranche 1 Series 4)	VL170413	MYBVL1704130	29-Dec-2025	8.0	60	5.350	NR(LT)
2123	PNBMV IMTN 5.680% 29.12.2032 (Tranche 1 Series 1)	VS170415	MYBVS1704150	29-Dec-2032	15.0	1,184	5.680	NR(LT)
2124	PNBMV IMTN 5.780% 29.12.2032 (Tranche 1 Series 5)	VS170414	MYBVS1704143	29-Dec-2032	15.0	570	5.780	NR(LT)
2125	POI 7.600% 27.06.2022 (Tranche 1)	PN120068	MYBPN1200681	27-Jun-2022	10.0	70	7.600	A3
2126	POINT ZONE IMTN2 5.850% 15.04.2022	VK150060	MYBVK1500605	15-Apr-2022	7.0	300	5.850	NR(LT)

LONG TERM CORPORATE BONDS/SUKUK OUTSTANDING AS OF 31 DECEMBER 2021								
NO	STOCK NAME	STOCK CODE	ISIN CODE	MATURITY DATE	ISSUE TENURE (Years)	O/S AMT (MYR Mil)	CPN RATE (%)	RATING
2127	POINT ZONE IMTN3 5.950% 14.04.2023	VL150059	MYBVL1500595	14-Apr-2023	8.0	250	5.950	NR(LT)
2128	POINT ZONE IMTN4 5.00% 30.06.2022	VJ160218	MYBVJ1602189	30-Jun-2022	6.0	100	5.700	NR(LT)
2129	POINT ZONE IMTN5 4.65% 23.03.2023	VI180100	MYBVI1801007	23-Mar-2023	5.0	100	5.450	NR(LT)
2130	POINT ZONE IMTN6 4.75% 22.06.2023	VI180199	MYBVI1801999	22-Jun-2023	5.0	100	5.400	NR(LT)
2131	POINT ZONE IMTN7 4.150% 20.09.2024	VH200202	MYBVH2002029	20-Sep-2024	4.0	100	4.150	NR(LT)
2132	POINT ZONE IMTN8 3.90% 30.12.2024	VH200374	MYBVH2003746	30-Dec-2024	4.0	100	3.900	NR(LT)
2133	PONSB IMTN 4.640% 28.12.2026 - Series 1 Tranche 1	VI210468	MYBVI2104682	28-Dec-2026	5.0	135	4.640	AA3 (S)
2134	PONSB IMTN 4.960% 28.12.2028 - Series 1 Tranche 2	VK210467	MYBVK2104670	28-Dec-2028	7.0	315	4.960	AA3 (S)
2135	POTENSI ASB MTN Tranche 110 368D 28.2.2022	UE210072	MYBUE2100723	28-Feb-2022	1.0	2	6.000	NR(LT)
2136	POTENSI ASB MTN Tranche 111 368D 28.2.2022	UE210071	MYBUE2100715	28-Feb-2022	1.0	2	6.000	NR(LT)
2137	POTENSI ASB MTN Tranche 113 368D 28.2.2022	UE210069	MYBUE2100699	28-Feb-2022	1.0	1	6.000	NR(LT)
2138	POTENSI ASB MTN Tranche 114 368D 28.2.2022	UE210068	MYBUE2100681	28-Feb-2022	1.0	1	6.000	NR(LT)
2139	POTENSI ASB MTN Tranche 115 368D 28.2.2022	UE210067	MYBUE2100673	28-Feb-2022	1.0	1	6.000	NR(LT)
2140	POTENSI ASB MTN Tranche 116 368D 28.2.2022	UE210066	MYBUE2100665	28-Feb-2022	1.0	1	6.000	NR(LT)
2141	POTENSI ASB MTN Tranche 117 368D 28.2.2022	UE210065	MYBUE2100657	28-Feb-2022	1.0	1	6.000	NR(LT)
2142	POTENSI ASB MTN Tranche 118 368D 28.2.2022	UE210064	MYBUE2100640	28-Feb-2022	1.0	1	6.000	NR(LT)
2143	POTENSI ASB MTN Tranche 119 368D 28.2.2022	UE210063	MYBUE2100632	28-Feb-2022	1.0	1	6.000	NR(LT)
2144	POTENSI ASB MTN Tranche 120 368D 28.2.2022	UE210062	MYBUE2100624	28-Feb-2022	1.0	1	6.000	NR(LT)
2145	POTENSI ASB MTN Tranche 121 368D 28.2.2022	UE210061	MYBUE2100616	28-Feb-2022	1.0	1	6.000	NR(LT)

LONG TERM CORPORATE BONDS/SUKUK OUTSTANDING AS OF 31 DECEMBER 2021								
NO	STOCK NAME	STOCK CODE	ISIN CODE	MATURITY DATE	ISSUE TENURE (Years)	O/S AMT (MYR Mil)	CPN RATE (%)	RATING
2146	POTENSI ASB MTN Tranche 122 368D 28.2.2022	UE210060	MYBUE2100608	28-Feb-2022	1.0	1	6.000	NR(LT)
2147	POTENSI ASB MTN Tranche 123 366D 10.6.2022	UE210216	MYBUE2102166	10-Jun-2022	1.0	20	7.000	NR(LT)
2148	POTENSI ASB MTN Tranche 124 367D 13.6.2022	UE210215	MYBUE2102158	13-Jun-2022	1.0	2	6.000	NR(LT)
2149	POTENSI ASB MTN Tranche 125 367D 13.6.2022	UE210214	MYBUE2102141	13-Jun-2022	1.0	1	6.000	NR(LT)
2150	POTENSI ASB MTN Tranche 126 367D 13.6.2022	UE210213	MYBUE2102133	13-Jun-2022	1.0	1	6.000	NR(LT)
2151	POTENSI ASB MTN Tranche 127 367D 13.6.2022	UE210212	MYBUE2102125	13-Jun-2022	1.0	1	6.000	NR(LT)
2152	POTENSI ASB MTN Tranche 128 367D 13.6.2022	UE210211	MYBUE2102117	13-Jun-2022	1.0	1	6.000	NR(LT)
2153	POTENSI ASB MTN Tranche 129 367D 13.6.2022	UE210210	MYBUE2102109	13-Jun-2022	1.0	1	6.000	NR(LT)
2154	POTENSI ASB MTN Tranche 130 367D 13.6.2022	UE210209	MYBUE2102091	13-Jun-2022	1.0	1	6.000	NR(LT)
2155	POTENSI ASB MTN Tranche 131 367D 13.6.2022	UE210208	MYBUE2102083	13-Jun-2022	1.0	1	6.000	NR(LT)
2156	POTENSI ASB MTN Tranche 132 367D 13.6.2022	UE210207	MYBUE2102075	13-Jun-2022	1.0	1	6.000	NR(LT)
2157	POTENSI ASB MTN Tranche 133 367D 13.6.2022	UE210206	MYBUE2102067	13-Jun-2022	1.0	1	6.000	NR(LT)
2158	POTENSI ASB MTN Tranche 134 367D 13.6.2022	UE210205	MYBUE2102059	13-Jun-2022	1.0	1	6.000	NR(LT)
2159	POTENSI ASB MTN Tranche 135 367D 13.6.2022	UE210204	MYBUE2102042	13-Jun-2022	1.0	1	6.000	NR(LT)
2160	POTENSI ASB MTN Tranche 136 367D 13.6.2022	UE210203	MYBUE2102034	13-Jun-2022	1.0	1	6.000	NR(LT)
2161	POTENSI ASB MTN Tranche 137 367D 13.6.2022	UE210202	MYBUE2102026	13-Jun-2022	1.0	1	6.000	NR(LT)
2162	POTENSI ASB MTN Tranche 138 367D 13.6.2022	UE210201	MYBUE2102018	13-Jun-2022	1.0	1	6.000	NR(LT)
2163	POTENSI ASB MTN Tranche 139 367D 13.6.2022	UE210200	MYBUE2102000	13-Jun-2022	1.0	1	6.000	NR(LT)
2164	POTENSI ASB MTN Tranche 140 367D 13.6.2022	UE210199	MYBUE2101994	13-Jun-2022	1.0	1	6.000	NR(LT)

LONG TERM CORPORATE BONDS/SUKUK OUTSTANDING AS OF 31 DECEMBER 2021								
NO	STOCK NAME	STOCK CODE	ISIN CODE	MATURITY DATE	ISSUE TENURE (Years)	O/S AMT (MYR Mil)	CPN RATE (%)	RATING
2165	POTENSI ASB MTN Tranche 141 367D 13.6.2022	UE210198	MYBUE2101986	13-Jun-2022	1.0	1	6.000	NR(LT)
2166	POTENSI ASB MTN Tranche 142 367D 13.6.2022	UE210197	MYBUE2101978	13-Jun-2022	1.0	1	6.000	NR(LT)
2167	POTENSI ASB MTN Tranche 143 367D 03.10.2022	UE210347	MYBUE2103479	03-Oct-2022	1.0	1	6.000	NR(LT)
2168	POTENSI ASB MTN Tranche 144 367D 03.10.2022	UE210346	MYBUE2103461	03-Oct-2022	1.0	1	6.000	NR(LT)
2169	POTENSI ASB MTN Tranche 145 367D 03.10.2022	UE210345	MYBUE2103453	03-Oct-2022	1.0	1	6.000	NR(LT)
2170	POTENSI ASB MTN Tranche 146 367D 03.10.2022	UE210344	MYBUE2103446	03-Oct-2022	1.0	1	6.000	NR(LT)
2171	POTENSI ASB MTN Tranche 147 367D 03.10.2022	UE210343	MYBUE2103438	03-Oct-2022	1.0	1	6.000	NR(LT)
2172	POTENSI ASB MTN Tranche 148 368D 11.10.2022	UE210377	MYBUE2103776	11-Oct-2022	1.0	1	6.000	NR(LT)
2173	POTENSI ASB MTN Tranche 149 368D 11.10.2022	UE210376	MYBUE2103768	11-Oct-2022	1.0	1	6.000	NR(LT)
2174	POTENSI ASB MTN Tranche 150 368D 11.10.2022	UE210375	MYBUE2103750	11-Oct-2022	1.0	1	6.000	NR(LT)
2175	POTENSI ASB MTN Tranche 151 368D 11.10.2022	UE210374	MYBUE2103743	11-Oct-2022	1.0	1	6.000	NR(LT)
2176	POTENSI ASB MTN Tranche 152 368D 11.10.2022	UE210373	MYBUE2103735	11-Oct-2022	1.0	1	6.000	NR(LT)
2177	POTENSI ASB MTN Tranche 153 368D 11.10.2022	UE210372	MYBUE2103727	11-Oct-2022	1.0	1	6.000	NR(LT)
2178	POTENSI ASB MTN Tranche 154 368D 11.10.2022	UE210371	MYBUE2103719	11-Oct-2022	1.0	1	6.000	NR(LT)
2179	POTENSI ASB MTN Tranche 155 368D 11.10.2022	UE210370	MYBUE2103701	11-Oct-2022	1.0	1	6.000	NR(LT)
2180	POTENSI ASB MTN Tranche 156 368D 11.10.2022	UE210369	MYBUE2103693	11-Oct-2022	1.0	1	6.000	NR(LT)
2181	POTENSI ASB MTN Tranche 157 368D 11.10.2022	UE210368	MYBUE2103685	11-Oct-2022	1.0	1	6.000	NR(LT)
2182	POTENSI ASB MTN Tranche 158 368D 11.10.2022	UE210367	MYBUE2103677	11-Oct-2022	1.0	1	6.000	NR(LT)
2183	POTENSI ASB MTN Tranche 159 368D 11.10.2022	UE210366	MYBUE2103669	11-Oct-2022	1.0	1	6.000	NR(LT)

LONG TERM CORPORATE BONDS/SUKUK OUTSTANDING AS OF 31 DECEMBER 2021								
NO	STOCK NAME	STOCK CODE	ISIN CODE	MATURITY DATE	ISSUE TENURE (Years)	O/S AMT (MYR Mil)	CPN RATE (%)	RATING
2184	POTENSI ASB MTN Tranche 160 368D 11.10.2022	UE210365	MYBUE2103651	11-Oct-2022	1.0	1	6.000	NR(LT)
2185	POTENSI ASB MTN Tranche 161 368D 11.10.2022	UE210364	MYBUE2103644	11-Oct-2022	1.0	1	6.000	NR(LT)
2186	POTENSI ASB MTN Tranche 162 368D 11.10.2022	UE210363	MYBUE2103636	11-Oct-2022	1.0	1	6.000	NR(LT)
2187	POTENSI ASB MTN Tranche 163 368D 11.10.2022	UE210362	MYBUE2103628	11-Oct-2022	1.0	1	6.000	NR(LT)
2188	POTENSI ASB MTN Tranche 164 368D 11.10.2022	UE210361	MYBUE2103610	11-Oct-2022	1.0	1	6.000	NR(LT)
2189	POTENSI ASB MTN Tranche 165 368D 11.10.2022	UE210360	MYBUE2103602	11-Oct-2022	1.0	1	6.000	NR(LT)
2190	POTENSI ASB Tranche 112 MTN 368D 28.2.2022	UE210070	MYBUE2100707	28-Feb-2022	1.0	2	6.000	NR(LT)
2191	PPSB MTN 1824D 19.12.2025	UI200306	MYBUI2003068	19-Dec-2025	5.0	140	3.540	NR(LT)
2192	PPSB MTN 1826D 30.9.2026	UI210341	MYBUI2103413	30-Sep-2026	5.0	118	3.650	NR(LT)
2193	PPSB MTN 1940D 03.10.2025	UJ200135	MYBUJ2001359	03-Oct-2025	5.3	33	5.950	NR(LT)
2194	PPSB MTN 2556D 21.12.2027	UK200307	MYBUK2003072	21-Dec-2027	7.0	205	3.540	NR(LT)
2195	PPSB MTN 2556D 29.9.2028	UK210342	MYBUK2103427	29-Sep-2028	7.0	63	3.650	NR(LT)
2196	PPSB MTN 2557D 03.10.2025	UK180197	MYBUK1801971	03-Oct-2025	7.0	52	6.200	NR(LT)
2197	PPSB MTN 2557D 03.10.2025	UK180198	MYBUK1801989	03-Oct-2025	7.0	115	6.200	NR(LT)
2198	PPSB MTN 2557D 22.4.2026	UK190154	MYBUK1901540	22-Apr-2026	7.0	30	6.200	NR(LT)
2199	PPSB MTN 2922D 08.10.2029	UL210349	MYBUL2103490	08-Oct-2029	8.0	225	3.520	NR(LT)
2200	PPSB MTN 2922D 11.10.2029	UL210359	MYBUL2103599	11-Oct-2029	8.0	37	3.520	NR(LT)
2201	PPSB MTN 3286D 17.5.2030	UM210182	MYBUM2101823	17-May-2030	9.0	111	3.450	NR(LT)
2202	PPSB MTN 3287D 21.12.2029	UM200308	MYBUM2003086	21-Dec-2029	9.0	98	3.540	NR(LT)

LONG TERM CORPORATE BONDS/SUKUK OUTSTANDING AS OF 31 DECEMBER 2021								
NO	STOCK NAME	STOCK CODE	ISIN CODE	MATURITY DATE	ISSUE TENURE (Years)	O/S AMT (MYR Mil)	CPN RATE (%)	RATING
2203	PR1MA IMTN 2.380% 30.07.2025	VI200155	MYBVI2001557	30-Jul-2025	5.0	500	2.380	NR(LT)
2204	PR1MA IMTN 2.580% 30.07.2027	VK200156	MYBVK2001561	30-Jul-2027	7.0	500	2.580	NR(LT)
2205	PR1MA IMTN 3.050% 30.09.2026	VI210363	MYBVI2103635	30-Sep-2026	5.0	500	3.050	NR(LT)
2206	PR1MA IMTN 4.080% 20.10.2022	VI170337	MYBVI1703377	20-Oct-2022	5.0	750	4.080	NR(LT)
2207	PR1MA IMTN 4.340% 18.10.2024	VK170338	MYBVK1703381	18-Oct-2024	7.0	1,750	4.340	NR(LT)
2208	PRASARANA 0% 30.05.2023 - Series 3	DS080404	MYBDS0804041	30-May-2023	15.0	500	4.650	NR(LT)
2209	PRASARANA IMTN 0% 03.08.2029	VL210293	MYBVL2102938	03-Aug-2029	8.0	800	3.370	NR(LT)
2210	PRASARANA IMTN 0% 04.08.2026 - MTN 4	VS110260	MYBVS1102603	04-Aug-2026	15.0	1,200	4.350	NR(LT)
2211	PRASARANA IMTN 0% 27.09.2024 - MTN 1	VS090824	MYBVS0908240	27-Sep-2024	15.0	500	4.850	NR(LT)
2212	PRASARANA IMTN 0% 28.09.2029 - MTN 2	VX090825	MYBVX0908257	28-Sep-2029	20.0	1,500	5.070	NR(LT)
2213	PRASARANA IMTN 1.96% 09.12.2022 - Series 12	VF200340	MYBVF2003401	09-Dec-2022	2.0	230	1.960	NR(LT)
2214	PRASARANA IMTN 2.23% 13.11.2024 - Tranche 5	VH200309	MYBVH2003092	13-Nov-2024	4.0	300	2.230	NR(LT)
2215	PRASARANA IMTN 2.47% 13.11.2025 - Tranche 6	VI200310	MYBVI2003108	13-Nov-2025	5.0	300	2.470	NR(LT)
2216	PRASARANA IMTN 2.980% 27.08.2026 (Series 1)	VI210330	MYBVI2103304	27-Aug-2026	5.0	500	2.980	NR(LT)
2217	PRASARANA IMTN 3.020% 25.02.2027 - Series 1	VK200012	MYBVK2000126	25-Feb-2027	7.0	400	3.020	NR(LT)
2218	PRASARANA IMTN 3.090% 25.02.2030 - Series 2	VN200013	MYBVN2000138	25-Feb-2030	10.0	600	3.090	NR(LT)
2219	PRASARANA IMTN 3.180% 07.09.2027 - Series 13	VJ210343	MYBVJ2103435	07-Sep-2027	6.0	150	3.180	NR(LT)
2220	PRASARANA IMTN 3.280% 23.02.2035 - Series 3	VS200014	MYBVS2000145	23-Feb-2035	15.0	500	3.280	NR(LT)
2221	PRASARANA IMTN 3.440% 24.02.2040 - Series 4	VX200015	MYBVX2000152	24-Feb-2040	20.0	1,000	3.440	NR(LT)

LONG TERM CORPORATE BONDS/SUKUK OUTSTANDING AS OF 31 DECEMBER 2021								
NO	STOCK NAME	STOCK CODE	ISIN CODE	MATURITY DATE	ISSUE TENURE (Years)	O/S AMT (MYR Mil)	CPN RATE (%)	RATING
2222	PRASARANA IMTN 3.560% 27.08.2031 (Series 2)	VN210329	MYBVN2103296	27-Aug-2031	10.0	200	3.560	NR(LT)
2223	PRASARANA IMTN 3.800% 25.02.2050-Series 5	VZ200016	MYBVZ2000165	25-Feb-2050	30.0	1,000	3.800	NR(LT)
2224	PRASARANA IMTN 3.90% 24.03.2045 - Series 4	VZ200057	MYBVZ2000579	24-Mar-2045	25.0	700	3.900	NR(LT)
2225	PRASARANA IMTN 4.030% 07.09.2023 - Series 10	VI180254	MYBVI1802542	07-Sep-2023	5.0	300	4.030	NR(LT)
2226	PRASARANA IMTN 4.110% 27.08.2036 (Series 3)	VS210328	MYBVS2103287	27-Aug-2036	15.0	600	4.110	NR(LT)
2227	PRASARANA IMTN 4.160% 05.09.2025 - Series 11	VK180255	MYBVK1802555	05-Sep-2025	7.0	150	4.160	NR(LT)
2228	PRASARANA IMTN 4.200% 12.03.2029 - Tranche 3	VN190052	MYBVN1900528	12-Mar-2029	10.0	100	4.200	NR(LT)
2229	PRASARANA IMTN 4.220% 28.12.2037 - Series 14	VT210464	MYBVT2104648	28-Dec-2037	16.0	150	4.220	NR(LT)
2230	PRASARANA IMTN 4.26% 29.08.2023 - Tranche 1	VN130240	MYBVN1302402	29-Aug-2023	10.0	500	4.260	NR(LT)
2231	PRASARANA IMTN 4.29% 24.02.2023 - Series 7	VK160027	MYBVK1600272	24-Feb-2023	7.0	500	4.290	NR(LT)
2232	PRASARANA IMTN 4.310% 28.12.2039 - Series 15	VV210463	MYBVV2104636	28-Dec-2039	18.0	100	4.310	NR(LT)
2233	PRASARANA IMTN 4.320% 07.09.2028 - Series 12	VN180256	MYBVN1802567	07-Sep-2028	10.0	400	4.320	NR(LT)
2234	PRASARANA IMTN 4.370% 27.08.2041 (Series 4)	VX210327	MYBVX2103279	27-Aug-2041	20.0	400	4.370	NR(LT)
2235	PRASARANA IMTN 4.38% 24.03.2025 - Series 2	VN150042	MYBVN1500427	24-Mar-2025	10.0	200	4.380	NR(LT)
2236	PRASARANA IMTN 4.380% 12.03.2031 - Tranche 4	VP190053	MYBVP1900531	12-Mar-2031	12.0	700	4.380	NR(LT)
2237	PRASARANA IMTN 4.390% 07.03.2025 - Series 4	VK180080	MYBVK1800807	07-Mar-2025	7.0	600	4.390	NR(LT)
2238	PRASARANA IMTN 4.47% 26.02.2026 - Series 8	VN160028	MYBVN1600284	26-Feb-2026	10.0	500	4.470	NR(LT)
2239	PRASARANA IMTN 4.53% 09.12.2022 - Series 2	VK150337	MYBVK1503377	09-Dec-2022	7.0	315	4.530	NR(LT)
2240	PRASARANA IMTN 4.530% 10.03.2034 - Tranche 5	VS190054	MYBVS1900543	10-Mar-2034	15.0	700	4.530	NR(LT)

LONG TERM CORPORATE BONDS/SUKUK OUTSTANDING AS OF 31 DECEMBER 2021								
NO	STOCK NAME	STOCK CODE	ISIN CODE	MATURITY DATE	ISSUE TENURE (Years)	O/S AMT (MYR Mil)	CPN RATE (%)	RATING
2241	PRASARANA IMTN 4.530% 28.12.2027 - Series 2	VN170407	MYBVN1704078	28-Dec-2027	10.0	300	4.530	NR(LT)
2242	PRASARANA IMTN 4.560% 15.11.2028 - Tranche 4	VS130284	MYBVS1302849	15-Nov-2028	15.0	400	4.560	NR(LT)
2243	PRASARANA IMTN 4.58% 29.08.2028 - Tranche 2	VS130241	MYBVS1302419	29-Aug-2028	15.0	500	4.580	NR(LT)
2244	PRASARANA IMTN 4.620% 08.03.2028 - Series 5	VN180081	MYBVN1800819	08-Mar-2028	10.0	400	4.620	NR(LT)
2245	PRASARANA IMTN 4.64% 22.03.2030 - Series 3	VS150043	MYBVS1500434	22-Mar-2030	15.0	1,100	4.640	NR(LT)
2246	PRASARANA IMTN 4.65% 11.12.2025 - Series 3	VN150338	MYBVN1503389	11-Dec-2025	10.0	200	4.650	NR(LT)
2247	PRASARANA IMTN 4.67% 12.03.2024 - Tranche 2	VN140037	MYBVN1400370	12-Mar-2024	10.0	500	4.670	NR(LT)
2248	PRASARANA IMTN 4.75% 26.02.2031 - Series 9	VS160029	MYBVS1600291	26-Feb-2031	15.0	700	4.750	NR(LT)
2249	PRASARANA IMTN 4.930% 28.12.2032 - Series 3	VS170408	MYBVS1704085	28-Dec-2032	15.0	1,000	4.930	NR(LT)
2250	PRASARANA IMTN 4.940% 08.03.2033 - Series 6	VS180082	MYBVS1800826	08-Mar-2033	15.0	500	4.940	NR(LT)
2251	PRASARANA IMTN 4.97% 11.12.2030 - Series 4	VS150339	MYBVS1503396	11-Dec-2030	15.0	350	4.970	NR(LT)
2252	PRASARANA IMTN 4.97% 26.02.2036 - Series 10	VX160030	MYBVX1600309	26-Feb-2036	20.0	600	4.970	NR(LT)
2253	PRASARANA IMTN 5.05% 11.12.2035 - Series 5	VX150340	MYBVX1503404	11-Dec-2035	20.0	500	5.050	NR(LT)
2254	PRASARANA IMTN 5.07% 26.02.2041 - Series 11	VZ160031	MYBVZ1600312	26-Feb-2041	25.0	755	5.070	NR(LT)
2255	PRASARANA IMTN 5.120% 08.03.2038 - Series 7	VX180083	MYBVX1800834	08-Mar-2038	20.0	300	5.120	NR(LT)
2256	PRASARANA IMTN 5.15% 11.12.2040 - Series 6	VZ150341	MYBVZ1503417	11-Dec-2040	25.0	350	5.150	NR(LT)
2257	PRASARANA IMTN 5.250% 06.03.2043 - Series 8	VZ180084	MYBVZ1800847	06-Mar-2043	25.0	1,200	5.250	NR(LT)
2258	PRASARANA SUKUK MURABAHAH 2.780% 20.10.2028 - S18	VL200226	MYBVL2002260	20-Oct-2028	8.0	700	2.780	NR(LT)
2259	PRASARANA SUKUK MURABAHAH 3.06% 10.07.2029 - S15	VM200121	MYBVM2001211	10-Jul-2029	9.0	700	3.060	NR(LT)



LONG TERM CORPORATE BONDS/SUKUK OUTSTANDING AS OF 31 DECEMBER 2021								
NO	STOCK NAME	STOCK CODE	ISIN CODE	MATURITY DATE	ISSUE TENURE (Years)	O/S AMT (MYR Mil)	CPN RATE (%)	RATING
2260	PRASARANA SUKUK MURABAHAH 3.100% 22.10.2032 - S19	VP200227	MYBVP2002279	22-Oct-2032	12.0	300	3.100	NR(LT)
2261	PRASARANA SUKUK MURABAHAH 3.56% 10.07.2035 - S16	VS200122	MYBVS2001226	10-Jul-2035	15.0	500	3.560	NR(LT)
2262	PRASARANA SUKUK MURABAHAH 3.73% 01.12.2028 - S20	VK210456	MYBVK2104563	01-Dec-2028	7.0	100	3.730	NR(LT)
2263	PRASARANA SUKUK MURABAHAH 3.75% 23.03.2040 - S14	VX200058	MYBVX2000582	23-Mar-2040	20.0	650	3.750	NR(LT)
2264	PRASARANA SUKUK MURABAHAH 3.77% 06.09.2022 - T1	PN120073	MYBPN1200731	06-Sep-2022	10.0	1,000	3.770	NR(LT)
2265	PRASARANA SUKUK MURABAHAH 3.86% 03.12.2030 - S21	VM210457	MYBVM2104577	03-Dec-2030	9.0	150	3.860	NR(LT)
2266	PRASARANA SUKUK MURABAHAH 3.92% 04.08.2034 - S12	VS190136	MYBVS1901368	04-Aug-2034	15.0	500	3.920	NR(LT)
2267	PRASARANA SUKUK MURABAHAH 4.00% 06.09.2027 - T2	PS120074	MYBPS1200748	06-Sep-2027	15.0	1,000	4.000	NR(LT)
2268	PRASARANA SUKUK MURABAHAH 4.06% 10.07.2045 - S17	VZ200123	MYBVZ2001239	10-Jul-2045	25.0	300	4.060	NR(LT)
2269	PRASARANA SUKUK MURABAHAH 4.08% 14.09.2022 - S1	VI170261	MYBVI1702619	14-Sep-2022	5.0	500	4.080	NR(LT)
2270	PRASARANA SUKUK MURABAHAH 4.09% 05.08.2039 - S13	VX190137	MYBVX1901376	05-Aug-2039	20.0	350	4.090	NR(LT)
2271	PRASARANA SUKUK MURABAHAH 4.17% 04.12.2023 - S8	VI180347	MYBVI1803474	04-Dec-2023	5.0	500	4.170	NR(LT)
2272	PRASARANA SUKUK MURABAHAH 4.19% 03.12.2035 - S22	VR210458	MYBVR2104584	03-Dec-2035	14.0	100	4.190	NR(LT)
2273	PRASARANA SUKUK MURABAHAH 4.28% 13.09.2024 - S2	VK170262	MYBVK1702623	13-Sep-2024	7.0	800	4.280	NR(LT)
2274	PRASARANA SUKUK MURABAHAH 4.34% 12.09.2025 - S3	VL170263	MYBVL1702639	12-Sep-2025	8.0	850	4.340	NR(LT)
2275	PRASARANA SUKUK MURABAHAH 4.84% 02.12.2033 - S10	VS180349	MYBVS1803499	02-Dec-2033	15.0	350	4.840	NR(LT)
2276	PRASARANA SUKUK MURABAHAH 5.01% 14.09.2037 - S4	VX170264	MYBVX1702642	14-Sep-2037	20.0	650	5.010	NR(LT)
2277	PRASARANA SUKUK MURABAHAH 5.02% 03.12.2038 - S11	VX180350	MYBVX1803507	03-Dec-2038	20.0	500	5.020	NR(LT)
2278	PRASARANA SUKUK MURABAHAH 5.11% 12.09.2042 - S5	VZ170265	MYBVZ1702654	12-Sep-2042	25.0	600	5.110	NR(LT)

LONG TERM CORPORATE BONDS/SUKUK OUTSTANDING AS OF 31 DECEMBER 2021								
NO	STOCK NAME	STOCK CODE	ISIN CODE	MATURITY DATE	ISSUE TENURE (Years)	O/S AMT (MYR Mil)	CPN RATE (%)	RATING
2279	PRASARANA SUKUK MURABAHAH 5.23% 13.09.2047 - S6	VZ170266	MYBVZ1702662	13-Sep-2047	30.0	600	5.230	NR(LT)
2280	PRASARANASUKUK MURABAHAH 4.440% 03.12.2027 - S9	VM180348	MYBVM1803484	03-Dec-2027	9.0	300	4.440	NR(LT)
2281	PRESS METAL IMTN 4.000% 15.08.2025	VI200173	MYBVI2001730	15-Aug-2025	5.0	700	4.000	AA3
2282	PRESS METAL IMTN 4.100% 17.10.2024	VI190212	MYBVI1902128	17-Oct-2024	5.0	550	4.100	AA3
2283	PRESS METAL IMTN 4.200% 16.10.2026	VK190213	MYBVK1902132	16-Oct-2026	7.0	200	4.200	AA3
2284	PRESS METAL IMTN 4.300% 17.10.2029	VN190214	MYBVN1902144	17-Oct-2029	10.0	250	4.300	AA3
2285	PRESS METAL IMTN 4.690% 07.12.2027	VJ210459	MYBVJ2104599	07-Dec-2027	6.0	250	4.690	AA3
2286	PRESS METAL IMTN 4.810% 07.12.2028	VK210460	MYBVK2104605	07-Dec-2028	7.0	350	4.810	AA3
2287	PRICWORTH MTN ST1/T1/2021 1096D 11.11.2024	UG210381	MYBUG2103813	11-Nov-2024	3.0	1	2.000	NR(LT)
2288	PROJEK SMART IMTN 4.685% 30.09.2033	VQ200209	MYBVQ2002095	30-Sep-2033	13.0	10	4.685	NR(LT)
2289	PROJEK SMART IMTN 5.100% 30.09.2022	VK150194	MYBVK1501942	30-Sep-2022	7.0	15	5.100	A1
2290	PROJEK SMART IMTN 5.200% 29.09.2023	VL150209	MYBVL1502096	29-Sep-2023	8.0	15	5.200	A1
2291	PROJEK SMART IMTN 5.300% 30.09.2024	VM150208	MYBVM1502086	30-Sep-2024	9.0	15	5.300	A1
2292	PROJEK SMART IMTN 5.301% 30.09.2033	VP210362	MYBVP2103622	30-Sep-2033	12.0	10	5.301	NR(LT)
2293	PROJEK SMART IMTN 5.4% 30.09.2025	VN150207	MYBVN1502076	30-Sep-2025	10.0	20	5.400	A1
2294	PROJEK SMART IMTN 5.500% 30.09.2026	VO150206	MYBVO1502066	30-Sep-2026	11.0	25	5.500	A1
2295	PROJEK SMART IMTN 5.600% 30.09.2027	VP150205	MYBVP1502055	30-Sep-2027	12.0	25	5.600	A1
2296	PROJEK SMART IMTN 5.680% 29.09.2028	VQ150204	MYBVQ1502046	29-Sep-2028	13.0	30	5.680	A1
2297	PROJEK SMART IMTN 5.760% 28.09.2029	VR150203	MYBVR1502036	28-Sep-2029	14.0	30	5.760	A1

LONG TERM CORPORATE BONDS/SUKUK OUTSTANDING AS OF 31 DECEMBER 2021								
NO	STOCK NAME	STOCK CODE	ISIN CODE	MATURITY DATE	ISSUE TENURE (Years)	O/S AMT (MYR Mil)	CPN RATE (%)	RATING
2298	PROJEK SMART IMTN 5.800% 30.09.2030	VS150202	MYBVS1502026	30-Sep-2030	15.0	30	5.800	A1
2299	PROJEK SMART IMTN 5.900% 30.09.2031	VT150201	MYBVT1502016	30-Sep-2031	16.0	40	5.900	A1
2300	PROJEK SMART IMTN 5.950% 30.09.2032	VU150200	MYBVU1502006	30-Sep-2032	17.0	50	5.950	A1
2301	PSEP IMTN 3.800% 17.03.2028	VK210045	MYBVK2100454	17-Mar-2028	7.0	550	3.800	AAA
2302	PSEP IMTN 4.100% 19.03.2031	VN210044	MYBVN2100441	19-Mar-2031	10.0	950	4.100	AAA
2303	PTP IMTN 3.150% 28.08.2025	VI200182	MYBVI2001821	28-Aug-2025	5.0	295	3.150	AA- IS
2304	PTP IMTN 3.300% 27.08.2027	VK200181	MYBVK2001819	27-Aug-2027	7.0	405	3.300	AA- IS
2305	PTP IMTN 3.400% 28.08.2030	VN200180	MYBVN2001805	28-Aug-2030	10.0	295	3.400	AA- IS
2306	PTP IMTN 3.740% 18.06.2025	VI200095	MYBVI2000955	18-Jun-2025	5.0	270	3.740	AA- IS
2307	PTP IMTN 3.740% 21.04.2026 (Series 3 Tranche 7)	VI210149	MYBVI2101498	21-Apr-2026	5.0	200	3.740	AA- IS
2308	PTP IMTN 3.950% 18.06.2027	VK200094	MYBVK2000944	18-Jun-2027	7.0	360	3.950	AA- IS
2309	PTP IMTN 4.050% 18.06.2030	VN200093	MYBVN2000930	18-Jun-2030	10.0	270	4.050	AA- IS
2310	PTP IMTN 4.450% 01.11.2028	VN180309	MYBVN1803094	01-Nov-2028	10.0	60	4.450	NR(LT)
2311	PTP IMTN 4.660% 01.11.2030	VP180308	MYBVP1803081	01-Nov-2030	12.0	60	4.660	NR(LT)
2312	PTP IMTN 4.750% 31.10.2031	VQ180307	MYBVQ1803071	31-Oct-2031	13.0	60	4.750	NR(LT)
2313	PTP IMTN 4.890% 01.11.2033	VS180306	MYBVS1803069	01-Nov-2033	15.0	60	4.890	NR(LT)
2314	PTPTN IMTN 12.03.2027	VN170112	MYBVN1701124	12-Mar-2027	10.0	275	4.450	NR(LT)
2315	PTPTN IMTN 12.03.2032	VS170113	MYBVS1701131	12-Mar-2032	15.0	855	4.860	NR(LT)
2316	PTPTN IMTN 13.03.2037	VX170114	MYBVX1701149	13-Mar-2037	20.0	290	4.950	NR(LT)

LONG TERM CORPORATE BONDS/SUKUK OUTSTANDING AS OF 31 DECEMBER 2021								
NO	STOCK NAME	STOCK CODE	ISIN CODE	MATURITY DATE	ISSUE TENURE (Years)	O/S AMT (MYR Mil)	CPN RATE (%)	RATING
2317	PTPTN IMTN 14.03.2024	VK170111	MYBVK1701112	14-Mar-2024	7.0	780	4.270	NR(LT)
2318	PTPTN IMTN 2.770% 27.10.2028	VL200276	MYBVL2002765	27-Oct-2028	8.0	950	2.770	NR(LT)
2319	PTPTN IMTN 2.900% 25.10.2030	VN200275	MYBVN2002753	25-Oct-2030	10.0	350	2.900	NR(LT)
2320	PTPTN IMTN 25.07.2031	VS160232	MYBVS1602321	25-Jul-2031	15.0	500	4.500	NR(LT)
2321	PTPTN IMTN 26.07.2041	VZ160233	MYBVZ1602334	26-Jul-2041	25.0	1,500	4.850	NR(LT)
2322	PTPTN IMTN 27.07.2023	VK160230	MYBVK1602302	27-Jul-2023	7.0	500	3.900	NR(LT)
2323	PTPTN IMTN 27.07.2026	VN160231	MYBVN1602314	27-Jul-2026	10.0	1,000	4.200	NR(LT)
2324	PTPTN IMTN 3.030% 09.03.2027	VJ210041	MYBVJ2100415	09-Mar-2027	6.0	150	3.030	NR(LT)
2325	PTPTN IMTN 3.360% 09.03.2029	VL210040	MYBVL2100403	09-Mar-2029	8.0	150	3.360	NR(LT)
2326	PTPTN IMTN 3.800% 10.05.2023	VN130129	MYBVN1301297	10-May-2023	10.0	100	3.800	NR(LT)
2327	PTPTN IMTN 3.800% 15.09.2022 - Issue No. 2	VN120343	MYBVN1203436	15-Sep-2022	10.0	1,000	3.800	NR(LT)
2328	PTPTN IMTN 3.840% 28.02.2023	VN130089	MYBVN1300893	28-Feb-2023	10.0	370	3.840	NR(LT)
2329	PTPTN IMTN 3.850% 15.06.2022 - Issue No. 1	VN120202	MYBVN1202024	15-Jun-2022	10.0	2,500	3.850	NR(LT)
2330	PTPTN IMTN 4.040% 21.07.2023	VN130217	MYBVN1302170	21-Jul-2023	10.0	400	4.040	NR(LT)
2331	PTPTN IMTN 4.170% 10.03.2036	VS210039	MYBVS2100390	10-Mar-2036	15.0	700	4.170	NR(LT)
2332	PTPTN IMTN 4.190% 10.05.2028	VS130130	MYBVS1301304	10-May-2028	15.0	100	4.190	NR(LT)
2333	PTPTN IMTN 4.190% 31.05.2028	VS130151	MYBVS1301510	31-May-2028	15.0	500	4.190	NR(LT)
2334	PTPTN IMTN 4.220% 28.02.2028	VS130090	MYBVS1300900	28-Feb-2028	15.0	830	4.220	NR(LT)
2335	PTPTN IMTN 4.250% 21.07.2028	VS130216	MYBVS1302161	21-Jul-2028	15.0	200	4.250	NR(LT)

LONG TERM CORPORATE BONDS/SUKUK OUTSTANDING AS OF 31 DECEMBER 2021								
NO	STOCK NAME	STOCK CODE	ISIN CODE	MATURITY DATE	ISSUE TENURE (Years)	O/S AMT (MYR Mil)	CPN RATE (%)	RATING
2336	PTPTN IMTN 4.270% 01.03.2029	VN190050	MYBVN1900502	01-Mar-2029	10.0	700	4.270	NR(LT)
2337	PTPTN IMTN 4.290% 17.08.2023	VJ170236	MYBVJ1702369	17-Aug-2023	6.0	500	4.290	NR(LT)
2338	PTPTN IMTN 4.530% 27.08.2026	VP140207	MYBVP1402074	27-Aug-2026	12.0	500	4.530	NR(LT)
2339	PTPTN IMTN 4.550% 20.12.2024	VN140396	MYBVN1403960	20-Dec-2024	10.0	700	4.550	NR(LT)
2340	PTPTN IMTN 4.580% 28.02.2034	VS190049	MYBVS1900493	28-Feb-2034	15.0	1,600	4.580	NR(LT)
2341	PTPTN IMTN 4.630% 12.02.2030	VS150025	MYBVS1500251	12-Feb-2030	15.0	500	4.630	NR(LT)
2342	PTPTN IMTN 4.670% 28.03.2024	VN140090	MYBVN1400909	28-Mar-2024	10.0	1,800	4.670	NR(LT)
2343	PTPTN IMTN 4.800% 01.03.2039	VX190048	MYBVX1900485	01-Mar-2039	20.0	700	4.800	NR(LT)
2344	PTPTN IMTN 4.880% 22.12.2034	VX140397	MYBVX1403977	22-Dec-2034	20.0	300	4.880	NR(LT)
2345	PTPTN IMTN 4.900% 21.01.2033	VS180036	MYBVS1800362	21-Jan-2033	15.0	500	4.900	NR(LT)
2346	PTPTN IMTN 4.930% 17.08.2032	VS170237	MYBVS1702378	17-Aug-2032	15.0	1,300	4.930	NR(LT)
2347	PTRANS IMTN 2555D 18.08.2028	VK210319	MYBVK2103193	18-Aug-2028	7.0	100	3.740	NR(LT)
2348	PTRANS IMTN 2557D 22.10.2026	VK190226	MYBVK1902264	22-Oct-2026	7.0	192	3.740	NR(LT)
2349	PUBLIC MTN 1824D 07.4.2023	UI180047	MYBUI1800472	07-Apr-2023	5.0	910	4.450	AAA
2350	PUBLIC MTN 2557D 09.4.2025	UK180046	MYBUK1800460	09-Apr-2025	7.0	890	4.600	AAA
2351	PUBLIC SUB-NOTES 3.72% 18.12.2029 Tranche 7	UN190380	MYBUN1903805	18-Dec-2029	10.0	500	3.720	AA1
2352	PUBLIC SUB-NOTES 3.90% 27.7.2029 Tranche 6	UN190256	MYBUN1902567	27-Jul-2029	10.0	1,500	3.900	AA1
2353	PUBLIC SUB-NOTES 4.70% 27.10.2028	UN180210	MYBUN1802106	27-Oct-2028	10.0	1,000	4.700	AA1
2354	PUBLIC SUB-NOTES 4.85% 23.04.2027	UN170067	MYBUN1700672	23-Apr-2027	10.0	2,000	4.850	AA1

LONG TERM CORPORATE BONDS/SUKUK OUTSTANDING AS OF 31 DECEMBER 2021								
NO	STOCK NAME	STOCK CODE	ISIN CODE	MATURITY DATE	ISSUE TENURE (Years)	O/S AMT (MYR Mil)	CPN RATE (%)	RATING
2355	PUJIAN BAYU MTN (TRANCHE 1)	UN190259	MYBUN1902591	31-Jul-2029	10.0	60	6.050	AA3
2356	PUJIAN BAYU MTN (TRANCHE 2)	UO190260	MYBUO1902607	31-Jul-2030	11.0	30	6.150	AA3
2357	PUJIAN BAYU MTN (TRANCHE 3)	UP190261	MYBUP1902612	31-Jul-2031	12.0	25	6.250	AA3
2358	PUJIAN BAYU MTN (TRANCHE 4)	UQ190262	MYBUQ1902628	30-Jul-2032	13.0	25	6.350	AA3
2359	PUJIAN BAYU MTN (TRANCHE 5)	UR190263	MYBUR1902634	29-Jul-2033	14.0	30	6.500	AA3
2360	PUJIAN BAYU MTN (TRANCHE 6)	US190264	MYBUS1902640	31-Jul-2034	15.0	30	6.700	AA3
2361	PUTRAJAYA IMTN 07.09.2026 - Series No. 3	VN160271	MYBVN1602710	07-Sep-2026	10.0	170	4.185	AAA IS
2362	PUTRAJAYA IMTN 11.04.2022	VJ160058	MYBVJ1600589	11-Apr-2022	6.0	55	4.200	AAA IS
2363	PUTRAJAYA IMTN 11.04.2024	VL160059	MYBVL1600593	11-Apr-2024	8.0	250	4.350	AAA IS
2364	PUTRAJAYA IMTN 11.04.2025	VM160060	MYBVM1600609	11-Apr-2025	9.0	230	4.400	AAA IS
2365	PUTRAJAYA IMTN 19.09.2023 SERIES 7 TRANCHE 010	VN130246	MYBVN1302469	19-Sep-2023	10.0	350	4.550	AAA IS
2366	PUTRAJAYA IMTN 25.10.2022 SERIES 4 TRANCHE 007	VN120390	MYBVN1203907	25-Oct-2022	10.0	200	4.041	AAA IS
2367	PUTRAJAYA IMTN 26.05.2025 SERIES 13 TRANCHE 016	VL170166	MYBVL1701664	26-May-2025	8.0	200	4.500	AAA IS
2368	PUTRAJAYA IMTN 26.05.2026 SERIES 14 TRANCHE 017	VM170165	MYBVM1701654	26-May-2026	9.0	300	4.580	AAA IS
2369	PUTRAJAYA IMTN 28.07.2023 SERIES 11 TRANCHE 014	VL150152	MYBVL1501528	28-Jul-2023	8.0	150	4.410	AAA IS
2370	PUTRAJAYA IMTN 29.07.2022 SERIES 10 TRANCHE 013	VK150151	MYBVK1501512	29-Jul-2022	7.0	150	4.310	AAA IS
2371	PUTRAJAYA IMTN 29.07.2024 SERIES 12 TRANCHE 015	VM150153	MYBVM1501534	29-Jul-2024	9.0	250	4.480	AAA IS
2372	PUTRAJAYA IMTN 3.600% 04.05.2028	VK210172	MYBVK2101726	04-May-2028	7.0	50	3.600	AAA IS
2373	PUTRAJAYA IMTN 4.25% 22.04.2022 - Series No. 1	VK150063	MYBVK1500639	22-Apr-2022	7.0	100	4.250	AAA IS

LONG TERM CORPORATE BONDS/SUKUK OUTSTANDING AS OF 31 DECEMBER 2021								
NO	STOCK NAME	STOCK CODE	ISIN CODE	MATURITY DATE	ISSUE TENURE (Years)	O/S AMT (MYR Mil)	CPN RATE (%)	RATING
2374	PUTRAJAYA IMTN 4.40% 24.04.2025 - Series No. 2	VN150064	MYBVN1500641	24-Apr-2025	10.0	100	4.400	AAA IS
2375	QRMSB Sukuk Murabahah 29.03.2024 (Class A)	PK170005	MYBPK1700058	29-Mar-2024	7.0	200	5.250	AA1
2376	QRMSB Sukuk Murabahah 29.03.2024 (Class B)	PK170006	MYBPK1700066	29-Mar-2024	7.0	60	5.750	AA3
2377	QRMSB Sukuk Murabahah 29.03.2024 (Class C)	PK170007	MYBPK1700074	29-Mar-2024	7.0	20	5.850	A2
2378	QRMSB Sukuk Murabahah 29.03.2024 (Class D)	PK170008	MYBPK1700082	29-Mar-2024	7.0	10	6.000	A3
2379	QSPS Green SRI Sukuk 5.110% 06.04.2022 - T7	VI170294	MYBVI1702940	06-Apr-2022	4.5	25	5.110	AA- IS
2380	QSPS Green SRI Sukuk 5.160% 06.10.2022 - T8	VI170295	MYBVI1702957	06-Oct-2022	5.0	25	5.160	AA- IS
2381	QSPS Green SRI Sukuk 5.200% 06.04.2023 - T9	VJ170296	MYBVJ1702963	06-Apr-2023	5.5	30	5.200	AA- IS
2382	QSPS Green SRI Sukuk 5.240% 06.10.2023 - T10	VJ170297	MYBVJ1702971	06-Oct-2023	6.0	25	5.240	AA- IS
2383	QSPS Green SRI Sukuk 5.280% 05.04.2024 - T11	VK170298	MYBVK1702987	05-Apr-2024	6.5	30	5.280	AA- IS
2384	QSPS Green SRI Sukuk 5.320% 04.10.2024 - T12	VK170299	MYBVK1702995	04-Oct-2024	7.0	25	5.320	AA- IS
2385	QSPS Green SRI Sukuk 5.360% 04.04.2025 - T13	VL170300	MYBVL1703009	04-Apr-2025	7.5	30	5.360	AA- IS
2386	QSPS Green SRI Sukuk 5.400% 06.10.2025 - T14	VL170301	MYBVL1703017	06-Oct-2025	8.0	30	5.400	AA- IS
2387	QSPS Green SRI Sukuk 5.440% 06.04.2026 - T15	VM170287	MYBVM1702876	06-Apr-2026	8.5	30	5.440	AA- IS
2388	QSPS Green SRI Sukuk 5.480% 06.10.2026 - T16	VM170302	MYBVM1703023	06-Oct-2026	9.0	30	5.480	AA- IS
2389	QSPS Green SRI Sukuk 5.520% 06.04.2027 - T17	VN170303	MYBVN1703039	06-Apr-2027	9.5	30	5.520	AA- IS
2390	QSPS Green SRI Sukuk 5.560% 06.10.2027 - T18	VN170304	MYBVN1703047	06-Oct-2027	10.0	30	5.560	AA- IS
2391	QSPS Green SRI Sukuk 5.600% 06.04.2028 - T19	VO170305	MYBVO1703052	06-Apr-2028	10.5	30	5.600	AA- IS
2392	QSPS Green SRI Sukuk 5.640% 06.10.2028 - T20	VO170306	MYBVO1703060	06-Oct-2028	11.0	30	5.640	AA- IS

LONG TERM CORPORATE BONDS/SUKUK OUTSTANDING AS OF 31 DECEMBER 2021								
NO	STOCK NAME	STOCK CODE	ISIN CODE	MATURITY DATE	ISSUE TENURE (Years)	O/S AMT (MYR Mil)	CPN RATE (%)	RATING
2393	QSPS Green SRI Sukuk 5.680% 06.04.2029 - T21	VP170307	MYBVP1703075	06-Apr-2029	11.5	35	5.680	AA- IS
2394	QSPS Green SRI Sukuk 5.720% 05.10.2029 - T22	VP170308	MYBVP1703083	05-Oct-2029	12.0	35	5.720	AA- IS
2395	QSPS Green SRI Sukuk 5.760% 05.04.2030 - T23	VQ170309	MYBVQ1703099	05-Apr-2030	12.5	35	5.760	AA- IS
2396	QSPS Green SRI Sukuk 5.800% 04.10.2030 - T24	VQ170310	MYBVQ1703107	04-Oct-2030	13.0	35	5.800	AA- IS
2397	QSPS Green SRI Sukuk 5.840% 04.04.2031 - T25	VR170311	MYBVR1703113	04-Apr-2031	13.5	35	5.840	AA- IS
2398	QSPS Green SRI Sukuk 5.880% 06.10.2031 - T26	VR170312	MYBVR1703121	06-Oct-2031	14.0	35	5.880	AA- IS
2399	QSPS Green SRI Sukuk 5.920% 06.04.2032 - T27	VS170313	MYBVS1703137	06-Apr-2032	14.5	35	5.920	AA- IS
2400	QSPS Green SRI Sukuk 5.960% 06.10.2032 - T28	VS170314	MYBVS1703145	06-Oct-2032	15.0	35	5.960	AA- IS
2401	QSPS Green SRI Sukuk 6.000% 06.04.2033 - T29	VT170315	MYBVT1703150	06-Apr-2033	15.5	35	6.000	AA- IS
2402	QSPS Green SRI Sukuk 6.040% 06.10.2033 - T30	VT170316	MYBVT1703168	06-Oct-2033	16.0	35	6.040	AA- IS
2403	QSPS Green SRI Sukuk 6.080% 06.04.2034 - T31	VU170317	MYBVU1703174	06-Apr-2034	16.5	35	6.080	AA- IS
2404	QSPS Green SRI Sukuk 6.120% 06.10.2034 - T32	VU170318	MYBVU1703182	06-Oct-2034	17.0	35	6.120	AA- IS
2405	QSPS Green SRI Sukuk 6.160% 06.04.2035 - T33	VV170319	MYBVV1703198	06-Apr-2035	17.5	35	6.160	AA- IS
2406	QSR STORES IMTN Floating Rate 21.04.2023	VJ170333	MYBVJ1703334	21-Apr-2023	5.5	130	3.260	NR(LT)
2407	QSR STORES IMTN Floating Rate 21.10.2022	VI170332	MYBVI1703328	21-Oct-2022	5.0	130	3.250	NR(LT)
2408	QSR STORES IMTN Floating Rate 22.04.2022	VI170331	MYBVI1703310	22-Apr-2022	4.5	100	3.230	NR(LT)
2409	QSR STORES IMTN Floating Rate 23.04.2024	VK170335	MYBVK1703357	23-Apr-2024	6.5	60	3.280	NR(LT)
2410	QSR STORES IMTN Floating Rate 23.10.2023	VJ170336	MYBVJ1703367	23-Oct-2023	6.0	160	3.270	NR(LT)
2411	QSR STORES IMTN Floating Rate 28.06.2024	VJ180200	MYBVJ1802003	28-Jun-2024	6.0	224	3.270	NR(LT)



LONG TERM CORPORATE BONDS/SUKUK OUTSTANDING AS OF 31 DECEMBER 2021								
NO	STOCK NAME	STOCK CODE	ISIN CODE	MATURITY DATE	ISSUE TENURE (Years)	O/S AMT (MYR Mil)	CPN RATE (%)	RATING
2412	QSR STORES IMTN Floating Rate 29.06.2023	VI180202	MYBVI1802021	29-Jun-2023	5.0	50	3.250	NR(LT)
2413	QSR STORES IMTN Floating Rate 29.12.2023	VJ180201	MYBVJ1802011	29-Dec-2023	5.5	50	3.260	NR(LT)
2414	RADIMAX MTN Tranche 1 Series 3 367D 30.5.2022	UE210194	MYBUE2101945	30-May-2022	1.0	29	6.150	NR(LT)
2415	RADIMAX MTN Tranche 4 Series 1 1826D 03.10.2023	UI180199	MYBUI1801991	03-Oct-2023	5.0	35	6.500	NR(LT)
2416	RANTAU IMTN 0% 12.05.2031 - MTN 5	VX110056	MYBVX1100565	12-May-2031	20.0	1,000	5.050	AAA (S)
2417	RANTAU IMTN 0% 16.01.2032 - Tranche No 10	VS170003	MYBVS1700034	16-Jan-2032	15.0	1,000	5.000	AAA (S)
2418	RANTAU IMTN 0% 19.10.2022 - Tranche No 8	VK150210	MYBVK1502106	19-Oct-2022	7.0	1,500	4.570	AAA (S)
2419	RANTAU IMTN 0% 26.03.2029 - MTN 6	VS140056	MYBVS1400569	26-Mar-2029	15.0	1,000	5.200	AAA (S)
2420	RENIKOLA IMTN 3.300% 11.05.2022 (Series 1)	VE210174	MYBVE2101745	11-May-2022	1.0	5	3.300	AA3
2421	RENIKOLA IMTN 3.400% 11.05.2023 (Series 2)	VF210175	MYBVF2101759	11-May-2023	2.0	20	3.400	AA3
2422	RENIKOLA IMTN 3.600% 10.05.2024 (Series 3)	VG210176	MYBVG2101765	10-May-2024	3.0	20	3.600	AA3
2423	RENIKOLA IMTN 3.850% 09.05.2025 (Series 4)	VH210177	MYBVH2101771	09-May-2025	4.0	20	3.850	AA3
2424	RENIKOLA IMTN 4.050% 11.05.2026 (Series 5)	VI210178	MYBVI2101787	11-May-2026	5.0	20	4.050	AA3
2425	RENIKOLA IMTN 4.200% 11.05.2027 (Series 6)	VJ210179	MYBVJ2101793	11-May-2027	6.0	20	4.200	AA3
2426	RENIKOLA IMTN 4.300% 11.05.2028 (Series 7)	VK210180	MYBVK2101809	11-May-2028	7.0	25	4.300	AA3
2427	RENIKOLA IMTN 4.450% 11.05.2029 (Series 8)	VL210181	MYBVL2101815	11-May-2029	8.0	25	4.450	AA3
2428	RENIKOLA IMTN 4.550% 10.05.2030 (Series 9)	VM210182	MYBVM2101821	10-May-2030	9.0	25	4.550	AA3
2429	RENIKOLA IMTN 4.600% 09.05.2031 (Series 10)	VN210183	MYBVN2101837	09-May-2031	10.0	25	4.600	AA3
2430	RENIKOLA IMTN 4.700% 11.05.2032 (Series 11)	VO210184	MYBVO2101843	11-May-2032	11.0	25	4.700	AA3

LONG TERM CORPORATE BONDS/SUKUK OUTSTANDING AS OF 31 DECEMBER 2021								
NO	STOCK NAME	STOCK CODE	ISIN CODE	MATURITY DATE	ISSUE TENURE (Years)	O/S AMT (MYR Mil)	CPN RATE (%)	RATING
2431	RENİKOLA IMTN 4.800% 11.05.2033 (Series 12)	VP210185	MYBVP2101857	11-May-2033	12.0	25	4.800	AA3
2432	RENİKOLA IMTN 4.900% 11.05.2034 (Series 13)	VQ210186	MYBVQ2101863	11-May-2034	13.0	25	4.900	AA3
2433	RENİKOLA IMTN 5.000% 11.05.2035 (Series 14)	VR210187	MYBVR2101879	11-May-2035	14.0	25	5.000	AA3
2434	RENİKOLA IMTN 5.100% 09.05.2036 (Series 15)	VS210188	MYBVS2101885	09-May-2036	15.0	30	5.100	AA3
2435	RENİKOLA IMTN 5.250% 11.05.2037 (Series 16)	VT210189	MYBVT2101891	11-May-2037	16.0	30	5.250	AA3
2436	RENİKOLA IMTN 5.300% 11.05.2038 (Series 17)	VU210190	MYBVU2101907	11-May-2038	17.0	25	5.300	AA3
2437	RHBA 4.320% 21.05.2029(Series 3)	PN190004	MYBPN1900041	21-May-2029	10.0	500	4.320	AA3
2438	RHBA 4.88% 27.04.2027(Series 2)	PN170009	MYBPN1700094	27-Apr-2027	10.0	250	4.880	AA3
2439	RHBBANK IMTN 2.850% 20.10.2025	VI200250	MYBVI2002506	20-Oct-2025	5.0	300	2.850	AA2
2440	RHBBANK MTN 3652D 20.11.2030	UN200272	MYBUN2002722	20-Nov-2030	10.0	500	3.130	AA3
2441	RHBBANK MTN 3652D 27.9.2027	UN170146	MYBUN1701464	27-Sep-2027	10.0	750	4.820	AA3
2442	RHBBANK MTN 3652D 28.4.2031	UN210163	MYBUN2101631	28-Apr-2031	10.0	500	3.650	AA3
2443	RHBBANK MTN 3652D 28.5.2030	UN200105	MYBUN2001054	28-May-2030	10.0	500	3.350	AA3
2444	RHBINVB MTN 3652D 11.10.2027	UN170158	MYBUN1701589	11-Oct-2027	10.0	200	4.900	AA3
2445	RHC IMTN Tranche 1 Series 6 8.000% 05.05.2022	VE210168	MYBVE2101687	05-May-2022	1.0	16	8.000	NR(LT)
2446	RHC IMTN Tranche 1 Series 7 8.000% 12.12.2022	VE210462	MYBVE2104624	12-Dec-2022	1.0	16	8.000	NR(LT)
2447	ROYAL SGOR MTN 3653D 13.2.2025 (SERIES 1)	UN150008	MYBUN1500080	13-Feb-2025	10.0	30	8.000	NR(LT)
2448	RP II IMTN 5.150% 16.06.2023	VP110208	MYBVP1102088	16-Jun-2023	12.0	50	5.150	AAA IS (FG)
2449	RP II IMTN 5.250% 17.06.2024	VQ110209	MYBVQ1102094	17-Jun-2024	13.0	50	5.250	AAA IS (FG)

LONG TERM CORPORATE BONDS/SUKUK OUTSTANDING AS OF 31 DECEMBER 2021								
NO	STOCK NAME	STOCK CODE	ISIN CODE	MATURITY DATE	ISSUE TENURE (Years)	O/S AMT (MYR Mil)	CPN RATE (%)	RATING
2450	RP II IMTN 5.350% 17.06.2025	VR110210	MYBVR1102100	17-Jun-2025	14.0	50	5.350	AAA IS (FG)
2451	RP II IMTN 5.450% 17.06.2026	VS110211	MYBVS1102116	17-Jun-2026	15.0	50	5.450	AAA IS (FG)
2452	RP II IMTN 5.500% 17.06.2027	VT110212	MYBVT1102122	17-Jun-2027	16.0	50	5.500	AAA IS (FG)
2453	RP II IMTN 5.600% 16.06.2028	VU110213	MYBVU1102138	16-Jun-2028	17.0	50	5.600	AAA IS (FG)
2454	RP II IMTN 5.700% 15.06.2029	VV110214	MYBVV1102144	15-Jun-2029	18.0	50	5.700	AAA IS (FG)
2455	RP II IMTN 5.700% 17.06.2022	VO110207	MYBVO1102073	17-Jun-2022	11.0	40	5.700	AA IS
2456	S P SETIA IMTN 3.850% 25.06.2026	VI210229	MYBVI2102298	25-Jun-2026	5.0	500	3.850	AA IS
2457	S P SETIA IMTN 4.300% 23.06.2028	VK210228	MYBVK2102286	23-Jun-2028	7.0	300	4.300	AA IS
2458	S POWER IMTN 10592D 05.05.2034 Class B	VZ050167	MYBVZ0501677	05-May- 2034	29.0	205	100.000	C1
2459	SABAHDEV MTN 1096D 01.3.2022 - Issue No. 199	UG190027	MYBUG1900276	01-Mar- 2022	3.0	10	5.100	AA1
2460	SABAHDEV MTN 1096D 30.7.2024 - Tranche 1 Series 1	UG210264	MYBUG2102641	30-Jul-2024	3.0	390	4.400	AA1
2461	SABAHDEV MTN 1826D 28.4.2022	UI170069	MYBUI1700698	28-Apr-2022	5.0	120	5.300	AA1
2462	SABAHDEV MTN 1826D 30.7.2026 - Tranche 1 Series 2	UI210265	MYBUI2102654	30-Jul-2026	5.0	190	4.600	AA1
2463	SABAHDEV MTN 1827D 01.3.2024 - Issue No. 200	UI190028	MYBUI1900280	01-Mar- 2024	5.0	115	5.300	AA1
2464	SABAHDEV MTN 1827D 24.4.2024 - Issue No. 203	UI190152	MYBUI1901528	24-Apr-2024	5.0	400	5.300	AA1
2465	SABAHDEV MTN 2191D 15.8.2025 - Issue No. 205	UJ190269	MYBUJ1902698	15-Aug- 2025	6.0	300	4.550	AA1
2466	SABAHDEV MTN 2192D 07.10.2025 - Issue No. 207	UJ190311	MYBUJ1903118	07-Oct-2025	6.0	40	4.450	AA1
2467	SABAHDEV MTN 2192D 21.8.2025 - Issue No. 206	UJ190270	MYBUJ1902706	21-Aug- 2025	6.0	200	4.550	AA1
2468	SABAHDEV MTN 2555D 27.2.2026 - Issue No. 201	UK190029	MYBUK1900294	27-Feb- 2026	7.0	335	5.500	AA1

LONG TERM CORPORATE BONDS/SUKUK OUTSTANDING AS OF 31 DECEMBER 2021								
NO	STOCK NAME	STOCK CODE	ISIN CODE	MATURITY DATE	ISSUE TENURE (Years)	O/S AMT (MYR Mil)	CPN RATE (%)	RATING
2469	SABAHDEV MTN 2557D 24.4.2026 - Issue No. 204	UK190153	MYBUK1901532	24-Apr-2026	7.0	400	5.500	AA1
2470	SABAHDEV MTN 2922D 07.10.2027 - Issue No. 208	UL190312	MYBUL1903122	07-Oct-2027	8.0	50	4.650	AA1
2471	SABAHDEV MTN 3651D 05.10.2029 - Issue No. 209	UN190313	MYBUN1903136	05-Oct-2029	10.0	210	4.850	AA1
2472	SABAHDEV MTN 366D 14.12.2022 - Tranche 2 Series 1	UE210407	MYBUE2104071	14-Dec-2022	1.0	50	3.700	AA1
2473	SABAHDEV MTN 367D 30.5.2022 - Issue No. 210	UE210191	MYBUE2101911	30-May-2022	1.0	25	4.100	AA1
2474	SABAHDEV MTN 4.55% 3652D 08.8.2022 - MTN 3	UN120038	MYBUN1200384	08-Aug-2022	10.0	300	4.550	AA1
2475	SABAHDEV MTN 728D 26.5.2023 - Issue No. 211	UF210192	MYBUF2101926	26-May-2023	2.0	170	4.200	AA1
2476	SABAHDEV MTN 730D 13.12.2023 - Tranche 2 Series 2	UF210408	MYBUF2104086	13-Dec-2023	2.0	130	4.200	AA1
2477	SABAHDEV MTN 730D 14.6.2023 - Issue No. 212	UF210196	MYBUF2101967	14-Jun-2023	2.0	290	4.200	AA1
2478	SAJC IMTN 5.190% 26.01.2022 - Tranche 3	VH180040	MYBVH1800407	26-Jan-2022	4.0	50	5.190	AA- IS
2479	SAJC IMTN 5.250% 26.01.2023 - Tranche 4	VI180041	MYBVI1800413	26-Jan-2023	5.0	50	5.250	AA- IS
2480	SAJC IMTN 5.310% 26.01.2024 - Tranche 5	VJ180042	MYBVJ1800429	26-Jan-2024	6.0	50	5.310	AA- IS
2481	SAJC IMTN 5.370% 24.01.2025 - Tranche 6	VK180043	MYBVK1800435	24-Jan-2025	7.0	60	5.370	AA- IS
2482	SAJC IMTN 5.430% 26.01.2026 - Tranche 7	VL180044	MYBVL1800441	26-Jan-2026	8.0	60	5.430	AA- IS
2483	SAJC IMTN 5.490% 26.01.2027 - Tranche 8	VM180045	MYBVM1800456	26-Jan-2027	9.0	60	5.490	AA- IS
2484	SAJC IMTN 5.550% 26.01.2028 - Tranche 9	VN180046	MYBVN1800462	26-Jan-2028	10.0	70	5.550	AA- IS
2485	SAJC IMTN 5.610% 26.01.2029 - Tranche 10	VO180047	MYBVO1800478	26-Jan-2029	11.0	80	5.610	AA- IS
2486	SAJC IMTN 5.670% 25.01.2030 - Tranche 11	VP180048	MYBVP1800483	25-Jan-2030	12.0	90	5.670	AA- IS
2487	SAMALAJU IMTN 15.00% 23.12.2036 - Issue No. 11	VX160461	MYBVX1604616	23-Dec-2036	20.0	70	15.000	AA1 (S)

LONG TERM CORPORATE BONDS/SUKUK OUTSTANDING AS OF 31 DECEMBER 2021								
NO	STOCK NAME	STOCK CODE	ISIN CODE	MATURITY DATE	ISSUE TENURE (Years)	O/S AMT (MYR Mil)	CPN RATE (%)	RATING
2488	SAMALAJU IMTN 17.10% 21.12.2035 - Issue No. 10	VW160460	MYBVW1604600	21-Dec-2035	19.0	60	17.100	AA1 (S)
2489	SAMALAJU IMTN 20.25% 22.12.2034 - Issue No. 9	VV160459	MYBVV1604594	22-Dec-2034	18.0	60	20.250	AA1 (S)
2490	SAMALAJU IMTN 25.50% 23.12.2033 - Issue No. 8	VU160458	MYBVU1604588	23-Dec-2033	17.0	60	25.500	AA1 (S)
2491	SAMALAJU IMTN 5.05% 28.12.2023 - Issue No. 1	VL150345	MYBVL1503458	28-Dec-2023	8.0	60	5.050	AA1 (S)
2492	SAMALAJU IMTN 5.15% 27.12.2024 - Issue No. 2	VM150346	MYBVM1503464	27-Dec-2024	9.0	100	5.150	AA1 (S)
2493	SAMALAJU IMTN 5.25% 26.12.2025 - Issue No. 3	VN150347	MYBVN1503470	26-Dec-2025	10.0	100	5.250	AA1 (S)
2494	SAMALAJU IMTN 5.35% 28.12.2026 - Issue No. 4	VO150348	MYBVO1503486	28-Dec-2026	11.0	110	5.350	AA1 (S)
2495	SAMALAJU IMTN 5.45% 28.12.2027 - Issue No. 5	VP150349	MYBVP1503491	28-Dec-2027	12.0	110	5.450	AA1 (S)
2496	SAMALAJU IMTN 5.55% 28.12.2028 - Issue No. 6	VQ150350	MYBVQ1503507	28-Dec-2028	13.0	110	5.550	AA1 (S)
2497	SAMALAJU IMTN 5.65% 28.12.2029 - Issue No. 7	VR150351	MYBVR1503513	28-Dec-2029	14.0	110	5.650	AA1 (S)
2498	SARAWAKHIDRO IMTN 4.25% 11.08.2022	VJ160251	MYBVJ1602510	11-Aug-2022	6.0	425	4.250	AAA
2499	SARAWAKHIDRO IMTN 4.29% 11.08.2023	VK160250	MYBVK1602500	11-Aug-2023	7.0	450	4.290	AAA
2500	SARAWAKHIDRO IMTN 4.34% 09.08.2024	VL160249	MYBVL1602490	09-Aug-2024	8.0	470	4.340	AAA
2501	SARAWAKHIDRO IMTN 4.38% 11.08.2025	VM160248	MYBVM1602480	11-Aug-2025	9.0	470	4.380	AAA
2502	SARAWAKHIDRO IMTN 4.43% 11.08.2026	VN160247	MYBVN1602470	11-Aug-2026	10.0	480	4.430	AAA
2503	SARAWAKHIDRO IMTN 4.47% 11.08.2027	VO160246	MYBVO1602460	11-Aug-2027	11.0	470	4.470	AAA
2504	SARAWAKHIDRO IMTN 4.56% 10.08.2029	VQ160245	MYBVQ1602457	10-Aug-2029	13.0	510	4.560	AAA
2505	SARAWAKHIDRO IMTN 4.580% 13.10.2028	VS130247	MYBVS1302476	13-Oct-2028	15.0	500	4.580	NR(LT)
2506	SARAWAKHIDRO IMTN 4.600% 18.08.2028	VS130238	MYBVS1302385	18-Aug-2028	15.0	500	4.600	NR(LT)

LONG TERM CORPORATE BONDS/SUKUK OUTSTANDING AS OF 31 DECEMBER 2021								
NO	STOCK NAME	STOCK CODE	ISIN CODE	MATURITY DATE	ISSUE TENURE (Years)	O/S AMT (MYR Mil)	CPN RATE (%)	RATING
2507	SARAWAKHIDRO IMTN 4.61% 09.08.2030	VR160244	MYBVR1602448	09-Aug-2030	14.0	625	4.610	AAA
2508	SARAWAKHIDRO IMTN 4.67% 11.08.2031	VS160243	MYBVS1602438	11-Aug-2031	15.0	625	4.670	AAA
2509	SASARAN 4.600% 22.04.2022	PN120010	MYBPN1200103	22-Apr-2022	10.0	20	4.600	AA1
2510	SASARAN 4.750% 24.04.2023	PO120009	MYBPO1200093	24-Apr-2023	11.0	20	4.750	AA1
2511	SASARAN 4.900% 24.04.2024	PP120008	MYBPP1200082	24-Apr-2024	12.0	20	4.900	AA1
2512	SASARAN 5.000% 24.04.2025	PQ120007	MYBPQ1200072	24-Apr-2025	13.0	20	5.000	AA1
2513	SASARAN 5.100% 24.04.2026	PR120006	MYBPR1200062	24-Apr-2026	14.0	20	5.100	AA1
2514	SASARAN 5.200% 23.04.2027	PS120005	MYBPS1200052	23-Apr-2027	15.0	20	5.200	AA1
2515	SATSSB IMTN 4.118% 14.06.2024	VP120431	MYBVP1204314	14-Jun-2024	11.5	80	4.118	NR(LT)
2516	SATSSB IMTN 4.218% 29.11.2024	VQ110438	MYBVQ1104389	29-Nov-2024	13.0	250	4.218	NR(LT)
2517	SBPC 4.700% 01.07.2022 (SERIES 8)	PL140036	MYBPL1400368	01-Jul-2022	8.0	40	4.700	AA1
2518	SBPC 4.800% 03.07.2023 (SERIES 9)	PM140037	MYBPM1400374	03-Jul-2023	9.0	40	4.800	AA1
2519	SBPC 4.900% 03.07.2024 (SERIES 10)	PN140038	MYBPN1400380	03-Jul-2024	10.0	40	4.900	AA1
2520	SBPC 5.000% 03.07.2025 (SERIES 11)	PO140039	MYBPO1400396	03-Jul-2025	11.0	40	5.000	AA1
2521	SBPC 5.100% 03.07.2026 (SERIES 12)	PP140040	MYBPP1400401	03-Jul-2026	12.0	43	5.100	AA1
2522	SCC IMTN 05.05.2022	VK150067	MYBVK1500670	05-May-2022	7.0	200	4.770	AA1
2523	SCC IMTN 07.04.2022	VE210118	MYBVE2101182	07-Apr-2022	1.0	100	2.750	AA1
2524	SCC IMTN 15.09.2023	VF210348	MYBVF2103482	15-Sep-2023	2.0	80	3.070	AA1
2525	SCC IMTN 18.04.2022	VE210142	MYBVE2101422	18-Apr-2022	1.0	150	2.850	AA1

LONG TERM CORPORATE BONDS/SUKUK OUTSTANDING AS OF 31 DECEMBER 2021								
NO	STOCK NAME	STOCK CODE	ISIN CODE	MATURITY DATE	ISSUE TENURE (Years)	O/S AMT (MYR Mil)	CPN RATE (%)	RATING
2526	SCC IMTN 2.650% 28.03.2022	VE210051	MYBVE2100515	28-Mar-2022	1.0	100	2.650	AA1
2527	SCC IMTN 25.04.2022	VE210153	MYBVE2101539	25-Apr-2022	1.0	200	2.950	AA1
2528	SCC IMTN 28.09.2026	VI210352	MYBVI2103528	28-Sep-2026	5.0	80	3.450	AA1
2529	SCC IMTN 28.09.2028	VK210353	MYBVK2103532	28-Sep-2028	7.0	200	3.800	AA1
2530	SCC IMTN 4.145% 23.10.2026	VK190227	MYBVK1902272	23-Oct-2026	7.0	50	4.145	AA1
2531	SCC IMTN 4.180% 15.11.2028	VM190237	MYBVM1902377	15-Nov-2028	9.0	60	4.180	AA1
2532	SCC IMTN 4.330% 24.07.2029	VN190118	MYBVN1901187	24-Jul-2029	10.0	50	4.330	AA1
2533	SCC IMTN 4.400% 24.06.2022	VN120224	MYBVN1202248	24-Jun-2022	10.0	80	4.400	AA1
2534	SCC IMTN 4.450% 19.06.2026	VK190106	MYBVK1901068	19-Jun-2026	7.0	70	4.450	AA1
2535	SCC IMTN 4.835% 23.06.2023	VL150141	MYBVL1501411	23-Jun-2023	8.0	50	4.835	AA1
2536	SCC IMTN 4.850% 22.12.2026	VS110514	MYBVS1105143	22-Dec-2026	15.0	50	4.850	AA1
2537	SCC IMTN 4.900% 16.02.2022	VK150027	MYBVK1500274	16-Feb-2022	7.0	130	4.900	AA1
2538	SCSB ABSMTN 5264D 01.4.2031 (Sub Class 6)	US160122	MYBUS1601226	01-Apr-2031	14.4	6	15.000	B-
2539	SCSB ABSMTN 5412D 01.4.2031 (Sub Class 5)	US160072	MYBUS1600723	01-Apr-2031	14.8	25	15.000	B-
2540	SCSB ABSMTN 5654D 01.4.2031 (Sub Class 4)	UT150083	MYBUT1500830	01-Apr-2031	15.5	6	15.000	B-
2541	SCSB ABSMTN 5825D 01.4.2031 (Sub Class 3)	UT150036	MYBUT1500368	01-Apr-2031	16.0	5	15.000	B-
2542	SCSB ABSMTN 5961D 01.4.2031 (Sub Class 2)	UU140169	MYBUU1401698	01-Apr-2031	16.3	5	15.000	B-
2543	SCSB ABSMTN 7305D 01.4.2031 (Sub Class1)	UX110015	MYBUX1100153	01-Apr-2031	20.0	460	15.000	B-
2544	SCSB SENIOR CLASS A MTNS (SERIES 4)	UI200083	MYBUI2000833	30-Sep-2024	4.5	200	4.250	AAA

LONG TERM CORPORATE BONDS/SUKUK OUTSTANDING AS OF 31 DECEMBER 2021								
NO	STOCK NAME	STOCK CODE	ISIN CODE	MATURITY DATE	ISSUE TENURE (Years)	O/S AMT (MYR Mil)	CPN RATE (%)	RATING
2545	SD BHD IMTN 12.05.2022	VE210191	MYBVE2101919	12-May-2022	1.0	1	2.750	AAA
2546	SDBB MTN 1096D 24.1.2022 - Tranche No 20	UG190006	MYBUG1900060	24-Jan-2022	3.0	25	5.050	AA1
2547	SDBB MTN 1826D 11.5.2022 - Tranche No 16	UI170074	MYBUI1700748	11-May-2022	5.0	165	5.300	AA1
2548	SDBB MTN 1826D 24.1.2024 - Tranche No 21	UI190007	MYBUI1900074	24-Jan-2024	5.0	40	5.250	AA1
2549	SDBB MTN 1826D 27.12.2023 - Tranche No 19	UI180251	MYBUI1802510	27-Dec-2023	5.0	85	5.250	AA1
2550	SDBB MTN 1826D 27.4.2023 - Tranche No 17	UI180053	MYBUI1800530	27-Apr-2023	5.0	250	5.300	AA1
2551	SDEB 12.000% 16.12.2038	PZ050032	MYBPZ0500325	17-Jul-2053	33.0	48	5.000	NR(LT)
2552	SDEB 12.000% 16.12.2038	PZ060014	MYBPZ0600141	17-Jul-2053	32.9	24	5.000	NR(LT)
2553	SDEB 12.000% 16.12.2038	PZ060050	MYBPZ0600505	17-Jul-2053	32.6	39	5.000	NR(LT)
2554	SDEB 12.000% 16.12.2038	PZ060062	MYBPZ0600620	17-Jul-2053	32.3	34	5.000	NR(LT)
2555	SDEB 12.000% 16.12.2038	PZ060078	MYBPZ0600786	17-Jul-2053	32.1	36	5.000	NR(LT)
2556	SDEB 12.000% 16.12.2038	PZ070001	MYBPZ0700016	17-Jul-2053	31.8	30	5.000	NR(LT)
2557	SDEB 12.000% 16.12.2038	PZ070016	MYBPZ0700164	17-Jul-2053	31.6	45	5.000	NR(LT)
2558	SDEB 12.000% 16.12.2038	PZ070036	MYBPZ0700362	17-Jul-2053	31.3	36	5.000	NR(LT)
2559	SDEB 12.000% 16.12.2038	PZ070047	MYBPZ0700479	17-Jul-2053	31.1	36	5.000	NR(LT)
2560	SDEB 12.000% 16.12.2038	PZ080011	MYBPZ0800113	17-Jul-2053	30.8	20	5.000	NR(LT)
2561	SDEB 12.000% 16.12.2038	PZ080060	MYBPZ0800600	17-Jul-2053	30.0	30	5.000	NR(LT)
2562	SDEB 12.000% 16.12.2038	PZ090034	MYBPZ0900343	17-Jul-2053	29.1	27	5.000	NR(LT)
2563	SDEB 12.000% 16.12.2038	PZ090037	MYBPZ0900376	17-Jul-2053	29.0	11	5.000	NR(LT)



LONG TERM CORPORATE BONDS/SUKUK OUTSTANDING AS OF 31 DECEMBER 2021								
NO	STOCK NAME	STOCK CODE	ISIN CODE	MATURITY DATE	ISSUE TENURE (Years)	O/S AMT (MYR Mil)	CPN RATE (%)	RATING
2564	SDEB 12.000% 16.12.2038	PZ100056	MYBPZ1000564	17-Jul-2053	28.0	50	5.000	NR(LT)
2565	SDEB 12.000% 16.12.2038	PZ110050	MYBPZ1100505	17-Jul-2053	27.0	56	5.000	NR(LT)
2566	SDEB 12.000% 16.12.2038	PZ120081	MYBPZ1200818	17-Jul-2053	26.0	63	5.000	NR(LT)
2567	SDEB 12.000% 16.12.2038	PZ130086	MYBPZ1300865	17-Jul-2053	25.0	70	5.000	NR(LT)
2568	SDEB 5.000% 17.07.2053	PZ140061	MYBPZ1400616	17-Jul-2053	38.6	49	5.000	NR(LT)
2569	SDEB 5.000% 17.07.2053	PZ150022	MYBPZ1500225	17-Jul-2053	37.6	35	5.000	NR(LT)
2570	SDEB 5.000% 17.07.2053	PZ160017	MYBPZ1600173	17-Jul-2053	36.6	37	5.000	NR(LT)
2571	SDEB 5.000% 17.07.2053	PZ170028	MYBPZ1700288	17-Jul-2053	35.6	39	5.000	NR(LT)
2572	SDEB 5.000% 17.07.2053	PZ180013	MYBPZ1800138	17-Jul-2053	34.6	41	5.000	NR(LT)
2573	SDEB 5.000% 17.07.2053	PZ190016	MYBPZ1900169	17-Jul-2053	33.6	43	5.000	NR(LT)
2574	SDEB IMTN 1.100% 31.12.2021	VO100461	MYBVO1004618	31-Dec-2021	11.0	0	1.100	BB IS
2575	SDEB IMTN 29.12.2045 - SERIES 8	VZ140137	MYBVZ1401372	29-Dec-2045	31.7	240	0.500	BB IS
2576	SDEB IMTN 30.12.2039 - SERIES 2	VZ140131	MYBVZ1401315	30-Dec-2039	25.7	90	0.500	BB IS
2577	SDEB IMTN 30.12.2044 - SERIES 7	VZ140136	MYBVZ1401364	30-Dec-2044	30.7	230	0.500	BB IS
2578	SDEB IMTN 31.12.2038 - SERIES 1	VZ140130	MYBVZ1401307	31-Dec-2038	24.7	40	0.500	BB IS
2579	SDEB IMTN 31.12.2040 - SERIES 3	VZ140132	MYBVZ1401323	31-Dec-2040	26.7	100	0.500	BB IS
2580	SDEB IMTN 31.12.2041 - SERIES 4	VZ140133	MYBVZ1401331	31-Dec-2041	27.7	110	0.500	BB IS
2581	SDEB IMTN 31.12.2042 - SERIES 5	VZ140134	MYBVZ1401349	31-Dec-2042	28.7	170	0.500	BB IS
2582	SDEB IMTN 31.12.2043 - SERIES 6	VZ140135	MYBVZ1401356	31-Dec-2043	29.7	220	0.500	BB IS

LONG TERM CORPORATE BONDS/SUKUK OUTSTANDING AS OF 31 DECEMBER 2021								
NO	STOCK NAME	STOCK CODE	ISIN CODE	MATURITY DATE	ISSUE TENURE (Years)	O/S AMT (MYR Mil)	CPN RATE (%)	RATING
2583	SDEB IMTN 31.12.2046 - SERIES 9	VZ140138	MYBVZ1401380	31-Dec-2046	32.7	320	0.500	BB IS
2584	SDEB IMTN 31.12.2047 - SERIES 10	VZ140139	MYBVZ1401398	31-Dec-2047	33.7	370	0.500	BB IS
2585	SDPLANTATION IMTN 5.650% 24.03.2116	VZ160050	MYBVZ1600502	24-Mar-2116	100.1	2,200	5.650	AA IS
2586	SDPROPERTY IMTN 3.100% 03.12.2025	VI200334	MYBVI2003348	03-Dec-2025	5.0	150	3.100	AA+ IS
2587	SDPROPERTY IMTN 3.420% 03.12.2027	VK200335	MYBVK2003351	03-Dec-2027	7.0	500	3.420	AA+ IS
2588	SDPROPERTY IMTN 3.640% 03.12.2030	VN200336	MYBVN2003363	03-Dec-2030	10.0	150	3.640	AA+ IS
2589	SEB IMTN 3.300% 14.06.2030	VN200089	MYBVN2000898	14-Jun-2030	10.0	650	3.300	AAA
2590	SEB IMTN 3.650% 15.06.2035	VS200088	MYBVS2000889	15-Jun-2035	15.0	1,250	3.650	AAA
2591	SEB IMTN 4.500% 19.01.2022	VN120027	MYBVN1200275	19-Jan-2022	10.0	1,200	4.500	AAA
2592	SEB IMTN 4.700% 24.11.2028	VN180337	MYBVN1803375	24-Nov-2028	10.0	500	4.700	AAA
2593	SEB IMTN 4.750% 18.08.2025	VN150159	MYBVN1501599	18-Aug-2025	10.0	700	4.750	AAA
2594	SEB IMTN 4.850% 19.01.2027	VS120026	MYBVS1200266	19-Jan-2027	15.0	1,300	4.850	AAA
2595	SEB IMTN 4.950% 25.11.2033	VS180336	MYBVS1803366	25-Nov-2033	15.0	1,000	4.950	AAA
2596	SEB IMTN 5.000% 04.07.2024	VN140171	MYBVN1401717	04-Jul-2024	10.0	600	5.000	AAA
2597	SEB IMTN 5.040% 25.04.2031	VS160109	MYBVS1601091	25-Apr-2031	15.0	800	5.040	AAA
2598	SEB IMTN 5.180% 25.04.2036	VX160108	MYBVX1601083	25-Apr-2036	20.0	700	5.180	AAA
2599	SEB IMTN 5.280% 17.08.2035	VX150158	MYBVX1501580	17-Aug-2035	20.0	800	5.280	AAA
2600	SEB IMTN 5.320% 03.12.2032	VS170389	MYBVS1703897	03-Dec-2032	15.0	1,000	5.320	AAA
2601	SEB IMTN 5.500% 04.07.2029	VS140170	MYBVS1401708	04-Jul-2029	15.0	700	5.500	AAA

LONG TERM CORPORATE BONDS/SUKUK OUTSTANDING AS OF 31 DECEMBER 2021								
NO	STOCK NAME	STOCK CODE	ISIN CODE	MATURITY DATE	ISSUE TENURE (Years)	O/S AMT (MYR Mil)	CPN RATE (%)	RATING
2602	SEB IMTN 5.650% 23.06.2026	VS110215	MYBVS1102157	23-Jun-2026	15.0	800	5.650	AAA
2603	SEGI ASTANA MTN 1460D 07.1.2022	UH180005	MYBUH1800052	07-Jan-2022	4.0	30	5.100	A+
2604	SEGI ASTANA MTN 1824D 06.1.2023	UI180006	MYBUI1800068	06-Jan-2023	5.0	30	5.200	A+
2605	SEGI ASTANA MTN 2191D 08.1.2024	UJ180007	MYBUJ1800074	08-Jan-2024	6.0	30	5.300	A+
2606	SEGI ASTANA MTN 2557D 08.1.2025	UK180008	MYBUK1800080	08-Jan-2025	7.0	30	5.400	A+
2607	SEGI ASTANA MTN 2922D 08.1.2026	UL180009	MYBUL1800096	08-Jan-2026	8.0	25	5.500	A+
2608	SEGI ASTANA MTN 3287D 08.1.2027	UM180010	MYBUM1800102	08-Jan-2027	9.0	25	5.600	A+
2609	SEGI ASTANA MTN 3651D 07.1.2028	UN180011	MYBUN1800118	07-Jan-2028	10.0	170	5.700	A+
2610	SEMANGKUK ABSMTN 16.6.2028 - 2019-A(U) Class A(U)	UM190381	MYBUM1903815	16-Jun-2028	8.5	250	4.300	NR(LT)
2611	SEMANGKUK ABSMTN 18.2.2069 - 2019-A(U)	UZ190382	MYBUZ1903825	18-Feb- 2069	49.2	195	5.000	NR(LT)
2612	SEMANGKUK ABSMTN 6113D 16.2.2029 - Tranche No 4	UU120028	MYBUU1200280	16-Feb- 2029	16.7	17	6.100	NR(LT)
2613	SEMANGKUK ABSMTN 6120D 16.2.2029 - Tranche No 3	UU120026	MYBUU1200264	16-Feb- 2029	16.8	15	6.100	NR(LT)
2614	SEMANGKUK ABSMTN 7303D 16.2.2029 - Tranche No 1	UX090010	MYBUX0900108	16-Feb- 2029	20.0	87	6.100	NR(LT)
2615	SEMANGKUK2 ABSMTN 29.12.2079 Junior Tranche 2	UZ190405	MYBUZ1904054	29-Dec- 2079	60.0	24	5.000	NR(LT)
2616	SEMANGKUK2 ABSMTN 30.6.2028 Junior Tranche 1	UM190406	MYBUM1904060	30-Jun-2028	8.5	372	5.000	NR(LT)
2617	SEMANGKUK2 ABSMTN 30.6.2028 Unrated Class A(U)	UM190407	MYBUM1904078	30-Jun-2028	8.5	450	4.250	NR(LT)
2618	SEMARAK JUNIOR SUKUK TRANCHE 1 (CLASS B S1)	VS200033	MYBVS2000335	28-Feb- 2035	15.0	86	3.000	NR(LT)
2619	SEMARAK SENIOR SUKUK TRANCHE 1 (CLASS A S1)	VI200022	MYBVI2000229	28-Feb- 2025	5.0	10	4.880	NR(LT)
2620	SEMARAK SENIOR SUKUK TRANCHE 1 (CLASS A S10)	VR200031	MYBVR2000311	28-Feb- 2034	14.0	15	4.880	NR(LT)

LONG TERM CORPORATE BONDS/SUKUK OUTSTANDING AS OF 31 DECEMBER 2021								
NO	STOCK NAME	STOCK CODE	ISIN CODE	MATURITY DATE	ISSUE TENURE (Years)	O/S AMT (MYR Mil)	CPN RATE (%)	RATING
2621	SEMARAK SENIOR SUKUK TRANCHE 1 (CLASS A S11)	VS200032	MYBVS2000327	28-Feb-2035	15.0	18	4.880	NR(LT)
2622	SEMARAK SENIOR SUKUK TRANCHE 1 (CLASS A S2)	VJ200023	MYBVJ2000235	27-Feb-2026	6.0	10	4.880	NR(LT)
2623	SEMARAK SENIOR SUKUK TRANCHE 1 (CLASS A S3)	VK200024	MYBVK2000241	26-Feb-2027	7.0	15	4.880	NR(LT)
2624	SEMARAK SENIOR SUKUK TRANCHE 1 (CLASS A S4)	VL200025	MYBVL2000256	28-Feb-2028	8.0	15	4.880	NR(LT)
2625	SEMARAK SENIOR SUKUK TRANCHE 1 (CLASS A S5)	VM200026	MYBVM2000262	28-Feb-2029	9.0	15	4.880	NR(LT)
2626	SEMARAK SENIOR SUKUK TRANCHE 1 (CLASS A S6)	VN200027	MYBVN2000278	28-Feb-2030	10.0	15	4.880	NR(LT)
2627	SEMARAK SENIOR SUKUK TRANCHE 1 (CLASS A S7)	VO200028	MYBVO2000284	28-Feb-2031	11.0	15	4.880	NR(LT)
2628	SEMARAK SENIOR SUKUK TRANCHE 1 (CLASS A S8)	VP200029	MYBVP2000299	27-Feb-2032	12.0	15	4.880	NR(LT)
2629	SEMARAK SENIOR SUKUK TRANCHE 1 (CLASS A S9)	VQ200030	MYBVQ2000305	28-Feb-2033	13.0	15	4.880	NR(LT)
2630	SEP IMTN 4.400% 27.12.2022	VG190352	MYBVG1903526	27-Dec-2022	3.0	10	4.400	AA1
2631	SEP IMTN 4.450% 27.12.2023	VH190350	MYBVH1903508	27-Dec-2023	4.0	15	4.450	AA1
2632	SEP IMTN 4.500% 27.12.2024	VI190349	MYBVI1903498	27-Dec-2024	5.0	15	4.500	AA1
2633	SEP IMTN 4.550% 26.12.2025	VJ190353	MYBVJ1903538	26-Dec-2025	6.0	15	4.550	AA1
2634	SEP IMTN 4.600% 24.12.2026	VK190351	MYBVK1903510	24-Dec-2026	7.0	15	4.600	AA1
2635	SEP IMTN 4.650% 27.12.2027	VL190348	MYBVL1903484	27-Dec-2027	8.0	15	4.650	AA1
2636	SEP IMTN 4.700% 27.12.2028	VM190347	MYBVM1903474	27-Dec-2028	9.0	15	4.700	AA1
2637	SEP IMTN 4.750% 27.12.2029	VN190346	MYBVN1903464	27-Dec-2029	10.0	15	4.750	AA1
2638	SEP IMTN 4.800% 27.12.2030	VO190345	MYBVO1903454	27-Dec-2030	11.0	15	4.800	AA1
2639	SETIA ALAMSARI IMTN Floating Rate 28.01.2030	VN190004	MYBVN1900049	28-Jan-2030	10.0	347	3.590	NR(LT)

LONG TERM CORPORATE BONDS/SUKUK OUTSTANDING AS OF 31 DECEMBER 2021								
NO	STOCK NAME	STOCK CODE	ISIN CODE	MATURITY DATE	ISSUE TENURE (Years)	O/S AMT (MYR Mil)	CPN RATE (%)	RATING
2640	SFSB IMTN 24.06.2027 Tranche 2 Series 11	VL190332	MYBVL1903328	24-Jun-2027	7.5	22	3.770	NR(LT)
2641	SFSB IMTN 24.12.2026 Tranche 2 Series 10	VK190333	MYBVK1903338	24-Dec-2026	7.0	22	3.770	NR(LT)
2642	SFSB IMTN 24.12.2026 Tranche 3 Series 10	VK200153	MYBVK2001538	24-Dec-2026	6.4	3	3.770	NR(LT)
2643	SFSB IMTN 24.12.2027 Tranche 2 Series 12	VL190331	MYBVL1903310	24-Dec-2027	8.0	22	3.770	NR(LT)
2644	SFSB IMTN 24.12.2027 Tranche 3 Series 12	VL200151	MYBVL2001510	24-Dec-2027	7.4	3	3.770	NR(LT)
2645	SFSB IMTN 25.06.2025 Tranche 2 Series 7	VJ190336	MYBVJ1903363	25-Jun-2025	5.5	20	3.770	NR(LT)
2646	SFSB IMTN 25.06.2027 Tranche 3 Series 11	VK200152	MYBVK2001520	25-Jun-2027	6.9	3	3.770	NR(LT)
2647	SFSB IMTN 25.08.2023 Tranche 4 Series 3	VH200098	MYBVH2000981	25-Aug-2023	3.2	3	3.770	NR(LT)
2648	SFSB IMTN 25.08.2023 Tranche 5 Series 3	VG210020	MYBVG2100205	25-Aug-2023	2.5	8	3.770	NR(LT)
2649	SFSB IMTN 26.02.2024 Tranche 4 Series 4	VH200211	MYBVH2002110	26-Feb-2024	3.4	3	3.770	NR(LT)
2650	SFSB IMTN 26.02.2024 Tranche 5 Series 4	VG210154	MYBVG2101542	26-Feb-2024	2.8	8	3.770	NR(LT)
2651	SFSB IMTN 26.02.2025 Tranche 4 Series 6	VI200371	MYBVI2003710	26-Feb-2025	4.2	4	3.770	NR(LT)
2652	SFSB IMTN 26.02.2025 Tranche 5 Series 6	VH210322	MYBVH2103223	26-Feb-2025	3.5	8	3.770	NR(LT)
2653	SFSB IMTN 26.02.2026 Tranche 4 Series 8	VI210279	MYBVI2102793	26-Feb-2026	4.6	6	3.770	NR(LT)
2654	SFSB IMTN 26.02.2026 Tranche 5 Series 8	VI210477	MYBVI2104773	26-Feb-2026	4.2	10	3.720	NR(LT)
2655	SFSB IMTN 26.02.2027 Tranche 4 Series 10	VJ210447	MYBVJ2104474	26-Feb-2027	5.3	6	3.770	NR(LT)
2656	SFSB IMTN 26.06.2023 Tranche 2 Series 3	VH190340	MYBVH1903409	26-Jun-2023	3.5	15	3.770	NR(LT)
2657	SFSB IMTN 26.06.2024 Tranche 2 Series 5	VI190338	MYBVI1903381	26-Jun-2024	4.5	20	3.770	NR(LT)
2658	SFSB IMTN 26.06.2024 Tranche 3 Series 5	VI190318	MYBVI1903183	26-Jun-2024	4.5	2	3.770	NR(LT)

LONG TERM CORPORATE BONDS/SUKUK OUTSTANDING AS OF 31 DECEMBER 2021								
NO	STOCK NAME	STOCK CODE	ISIN CODE	MATURITY DATE	ISSUE TENURE (Years)	O/S AMT (MYR Mil)	CPN RATE (%)	RATING
2659	SFSB IMTN 26.06.2025 Tranche 3 Series 7	VJ200004	MYBVJ2000045	26-Jun-2025	5.4	3	3.770	NR(LT)
2660	SFSB IMTN 26.06.2026 Tranche 2 Series 9	VK190334	MYBVK1903346	26-Jun-2026	6.5	22	3.770	NR(LT)
2661	SFSB IMTN 26.06.2026 Tranche 3 Series 9	VJ200154	MYBVJ2001548	26-Jun-2026	5.9	3	3.770	NR(LT)
2662	SFSB IMTN 26.06.2028 Tranche 2 Series 13	VM190330	MYBVM1903300	26-Jun-2028	8.5	24	3.770	NR(LT)
2663	SFSB IMTN 26.06.2028 Tranche 3 Series 13	VL200150	MYBVL2001502	26-Jun-2028	7.9	4	3.770	NR(LT)
2664	SFSB IMTN 26.06.2029 Tranche 2 Series 15	VN190327	MYBVN1903274	26-Jun-2029	9.5	24	3.770	NR(LT)
2665	SFSB IMTN 26.06.2030 Tranche 2 Series 17	VO190325	MYBVO1903256	26-Jun-2030	10.5	24	3.770	NR(LT)
2666	SFSB IMTN 26.06.2031 Tranche 2 Series 19	VP190323	MYBVP1903238	26-Jun-2031	11.5	25	3.770	NR(LT)
2667	SFSB IMTN 26.08.2024 Tranche 4 Series 5	VH200269	MYBVH2002698	26-Aug- 2024	3.8	4	3.770	NR(LT)
2668	SFSB IMTN 26.08.2024 Tranche 5 Series 5	VH210278	MYBVH2102787	26-Aug- 2024	3.1	8	3.770	NR(LT)
2669	SFSB IMTN 26.08.2025 Tranche 5 Series 7	VH210446	MYBVH2104460	26-Aug- 2025	3.8	8	3.770	NR(LT)
2670	SFSB IMTN 26.08.2026 Tranche 4 Series 9	VI210323	MYBVI2103239	26-Aug- 2026	5.0	6	3.770	NR(LT)
2671	SFSB IMTN 26.12.2023 Tranche 2 Series 4	VH190339	MYBVH1903391	26-Dec- 2023	4.0	18	3.770	NR(LT)
2672	SFSB IMTN 26.12.2023 Tranche 3 Series 4	VH190319	MYBVH1903193	26-Dec- 2023	4.0	2	3.770	NR(LT)
2673	SFSB IMTN 26.12.2024 Tranche 2 Series 6	VI190337	MYBVI1903373	26-Dec- 2024	5.0	20	3.770	NR(LT)
2674	SFSB IMTN 26.12.2024 Tranche 3 Series 6	VI190317	MYBVI1903175	26-Dec- 2024	5.0	2	3.770	NR(LT)
2675	SFSB IMTN 26.12.2025 Tranche 2 Series 8	VJ190335	MYBVJ1903355	26-Dec- 2025	6.0	20	3.770	NR(LT)
2676	SFSB IMTN 26.12.2025 Tranche 3 Series 8	VJ200081	MYBVJ2000813	26-Dec- 2025	5.6	3	3.770	NR(LT)
2677	SFSB IMTN 26.12.2028 Tranche 2 Series 14	VM190329	MYBVM1903292	26-Dec- 2028	9.0	24	3.770	NR(LT)

LONG TERM CORPORATE BONDS/SUKUK OUTSTANDING AS OF 31 DECEMBER 2021								
NO	STOCK NAME	STOCK CODE	ISIN CODE	MATURITY DATE	ISSUE TENURE (Years)	O/S AMT (MYR Mil)	CPN RATE (%)	RATING
2678	SFSB IMTN 26.12.2028 Tranche 3 Series 14	VM200149	MYBVM2001492	26-Dec-2028	8.4	2	3.770	NR(LT)
2679	SFSB IMTN 26.12.2028 Tranche 3 Series 15	VM200212	MYBVM2002128	26-Dec-2028	8.2	2	3.770	NR(LT)
2680	SFSB IMTN 26.12.2029 Tranche 2 Series 16	VN190326	MYBVN1903266	26-Dec-2029	10.0	24	3.770	NR(LT)
2681	SFSB IMTN 26.12.2030 Tranche 2 Series 18	VO190324	MYBVO1903249	26-Dec-2030	11.0	24	3.770	NR(LT)
2682	SFSB IMTN 26.12.2031 Tranche 2 Series 20	VP190328	MYBVP1903287	26-Dec-2031	12.0	25	3.770	NR(LT)
2683	SFSB IMTN 6.08.2025 Tranche 4 Series 7	VI210155	MYBVI2101555	26-Aug-2025	4.3	6	3.770	NR(LT)
2684	SHC CAPITAL IMTN Series 1 3.900% 23.12.2022	VF200369	MYBVF2003690	23-Dec-2022	2.0	5	3.900	AA- IS
2685	SHC CAPITAL IMTN Series 10 4.800% 23.12.2031	VO200360	MYBVO2003601	23-Dec-2031	11.0	5	4.800	AA- IS
2686	SHC CAPITAL IMTN Series 11 4.900% 23.12.2032	VP200359	MYBVP2003590	23-Dec-2032	12.0	5	4.900	AA- IS
2687	SHC CAPITAL IMTN Series 12 5.000% 23.12.2033	VQ200358	MYBVQ2003580	23-Dec-2033	13.0	5	5.000	AA- IS
2688	SHC CAPITAL IMTN Series 13 5.100% 22.12.2034	VR200357	MYBVR2003570	22-Dec-2034	14.0	5	5.100	AA- IS
2689	SHC CAPITAL IMTN Series 14 5.200% 21.12.2035	VS200356	MYBVS2003560	21-Dec-2035	15.0	5	5.200	AA- IS
2690	SHC CAPITAL IMTN Series 15 5.300% 23.12.2036	VT200355	MYBVT2003550	23-Dec-2036	16.0	5	5.300	AA- IS
2691	SHC CAPITAL IMTN Series 16 5.350% 23.06.2037	VU200354	MYBVU2003541	23-Jun-2037	16.5	5	5.350	AA- IS
2692	SHC CAPITAL IMTN Series 2 4.000% 26.12.2023	VG200368	MYBVG2003680	26-Dec-2023	3.0	5	4.000	AA- IS
2693	SHC CAPITAL IMTN Series 3 4.100% 23.12.2024	VH200367	MYBVH2003670	23-Dec-2024	4.0	5	4.100	AA- IS
2694	SHC CAPITAL IMTN Series 4 4.200% 23.12.2025	VI200366	MYBVI2003660	23-Dec-2025	5.0	5	4.200	AA- IS
2695	SHC CAPITAL IMTN Series 5 4.300% 23.12.2026	VJ200365	MYBVJ2003650	23-Dec-2026	6.0	5	4.300	AA- IS
2696	SHC CAPITAL IMTN Series 6 4.400% 23.12.2027	VK200364	MYBVK2003641	23-Dec-2027	7.0	5	4.400	AA- IS

LONG TERM CORPORATE BONDS/SUKUK OUTSTANDING AS OF 31 DECEMBER 2021								
NO	STOCK NAME	STOCK CODE	ISIN CODE	MATURITY DATE	ISSUE TENURE (Years)	O/S AMT (MYR Mil)	CPN RATE (%)	RATING
2697	SHC CAPITAL IMTN Series 7 4.500% 22.12.2028	VL200363	MYBVL2003631	22-Dec-2028	8.0	5	4.500	AA- IS
2698	SHC CAPITAL IMTN Series 8 4.600% 21.12.2029	VM200362	MYBVM2003621	21-Dec-2029	9.0	5	4.600	AA- IS
2699	SHC CAPITAL IMTN Series 9 4.700% 23.12.2030	VN200361	MYBVN2003611	23-Dec-2030	10.0	5	4.700	AA- IS
2700	SHC IMTN Tranche 1 Series 1 18.05.2029	VL210197	MYBVL2101971	18-May-2029	8.0	10	4.850	NR(LT)
2701	SHC IMTN Tranche 1 Series 2 20.05.2030	VM210196	MYBVM2101961	20-May-2030	9.0	20	4.900	NR(LT)
2702	SHC IMTN Tranche 1 Series 3 20.05.2031	VN210195	MYBVN2101951	20-May-2031	10.0	30	4.950	NR(LT)
2703	SHSB IMTN 2556D 04.11.2027	VK200280	MYBVK2002809	04-Nov-2027	7.0	297	3.630	NR(LT)
2704	SHSB IMTN 2556D 11.08.2028	VK210317	MYBVK2103177	11-Aug-2028	7.0	60	3.630	NR(LT)
2705	SINAR KAMIRI IMTN 5.120% 28.01.2022	VH180051	MYBVH1800514	28-Jan-2022	4.0	15	5.120	AA- IS
2706	SINAR KAMIRI IMTN 5.200% 30.01.2023	VI180052	MYBVI1800520	30-Jan-2023	5.0	15	5.200	AA- IS
2707	SINAR KAMIRI IMTN 5.280% 30.01.2024	VJ180053	MYBVJ1800536	30-Jan-2024	6.0	15	5.280	AA- IS
2708	SINAR KAMIRI IMTN 5.360% 30.01.2025	VK180054	MYBVK1800542	30-Jan-2025	7.0	15	5.360	AA- IS
2709	SINAR KAMIRI IMTN 5.440% 30.01.2026	VL180055	MYBVL1800557	30-Jan-2026	8.0	15	5.440	AA- IS
2710	SINAR KAMIRI IMTN 5.520% 29.01.2027	VM180056	MYBVM1800563	29-Jan-2027	9.0	15	5.520	AA- IS
2711	SINAR KAMIRI IMTN 5.600% 28.01.2028	VN180057	MYBVN1800579	28-Jan-2028	10.0	15	5.600	AA- IS
2712	SINAR KAMIRI IMTN 5.690% 30.01.2029	VO180058	MYBVO1800585	30-Jan-2029	11.0	15	5.690	AA- IS
2713	SINAR KAMIRI IMTN 5.780% 30.01.2030	VP180059	MYBVP1800590	30-Jan-2030	12.0	15	5.780	AA- IS
2714	SINAR KAMIRI IMTN 5.870% 30.01.2031	VQ180060	MYBVQ1800606	30-Jan-2031	13.0	15	5.870	AA- IS
2715	SINAR KAMIRI IMTN 5.960% 30.01.2032	VR180061	MYBVR1800612	30-Jan-2032	14.0	15	5.960	AA- IS



LONG TERM CORPORATE BONDS/SUKUK OUTSTANDING AS OF 31 DECEMBER 2021								
NO	STOCK NAME	STOCK CODE	ISIN CODE	MATURITY DATE	ISSUE TENURE (Years)	O/S AMT (MYR Mil)	CPN RATE (%)	RATING
2716	SINAR KAMIRI IMTN 6.050% 28.01.2033	VS180062	MYBVS1800628	28-Jan-2033	15.0	15	6.050	AA- IS
2717	SINAR KAMIRI IMTN 6.150% 30.01.2034	VT180063	MYBVT1800634	30-Jan-2034	16.0	15	6.150	AA- IS
2718	SINAR KAMIRI IMTN 6.250% 30.01.2035	VU180064	MYBVU1800640	30-Jan-2035	17.0	15	6.250	AA- IS
2719	SINAR KAMIRI IMTN 6.350% 30.01.2036	VV180065	MYBVV1800655	30-Jan-2036	18.0	20	6.350	AA- IS
2720	SMDSB MTN Tranche 1 1097D 11.5.2022	UG190159	MYBUG1901597	11-May-2022	3.0	40	6.850	NR(LT)
2721	SME BANK IMTN 3.020% 23.04.2025	VI200063	MYBVI2000633	23-Apr-2025	5.0	250	3.020	NR(LT)
2722	SME BANK IMTN 3.100% 31.07.2026	VI210292	MYBVI2102926	31-Jul-2026	5.0	500	3.100	AAA IS
2723	SME BANK IMTN 3.300% 23.04.2027	VK200064	MYBVK2000647	23-Apr-2027	7.0	250	3.300	NR(LT)
2724	SME BANK IMTN 3.69% 12.08.2022	VN120306	MYBVN1203063	12-Aug-2022	10.0	250	3.690	NR(LT)
2725	SME BANK IMTN 4.030% 22.03.2024	VI190056	MYBVI1900569	22-Mar-2024	5.0	400	4.030	NR(LT)
2726	SME BANK IMTN 4.060% 13.06.2022	VI170174	MYBVI1701744	13-Jun-2022	5.0	300	4.060	NR(LT)
2727	SME BANK IMTN 4.100% 09.03.2022	VI170105	MYBVI1701058	09-Mar-2022	5.0	200	4.100	NR(LT)
2728	SME BANK IMTN 4.100% 20.03.2026	VK190057	MYBVK1900573	20-Mar-2026	7.0	200	4.100	NR(LT)
2729	SMS IMTN 3.530% 21.10.2022	VF200257	MYBVF2002577	21-Oct-2022	2.0	10	3.530	AA3
2730	SMS IMTN 3.730% 20.10.2023	VG200256	MYBVG2002567	20-Oct-2023	3.0	10	3.730	AA3
2731	SMS IMTN 3.880% 21.10.2024	VH200255	MYBVH2002557	21-Oct-2024	4.0	10	3.880	AA3
2732	SMS IMTN 3.980% 21.10.2025	VI200254	MYBVI2002548	21-Oct-2025	5.0	15	3.980	AA3
2733	SMS IMTN 4.080% 21.10.2026	VJ200253	MYBVJ2002538	21-Oct-2026	6.0	15	4.080	AA3
2734	SMS IMTN 4.180% 21.10.2027	VK200252	MYBVK2002528	21-Oct-2027	7.0	15	4.180	AA3

LONG TERM CORPORATE BONDS/SUKUK OUTSTANDING AS OF 31 DECEMBER 2021								
NO	STOCK NAME	STOCK CODE	ISIN CODE	MATURITY DATE	ISSUE TENURE (Years)	O/S AMT (MYR Mil)	CPN RATE (%)	RATING
2735	SMS IMTN 4.280% 20.10.2028	VL200251	MYBVL2002518	20-Oct-2028	8.0	15	4.280	AA3
2736	SMS IMTN 4.380% 19.10.2029	VM200268	MYBVM2002680	19-Oct-2029	9.0	15	4.380	AA3
2737	SMS IMTN 4.530% 21.10.2030	VN200267	MYBVN2002670	21-Oct-2030	10.0	15	4.530	AA3
2738	SMS IMTN 4.630% 21.10.2031	VO200266	MYBVO2002660	21-Oct-2031	11.0	15	4.630	AA3
2739	SMS IMTN 4.730% 21.10.2032	VP200265	MYBVP2002659	21-Oct-2032	12.0	15	4.730	AA3
2740	SMS IMTN 4.830% 21.10.2033	VQ200264	MYBVQ2002640	21-Oct-2033	13.0	15	4.830	AA3
2741	SMS IMTN 4.930% 20.10.2034	VR200263	MYBVR2002630	20-Oct-2034	14.0	15	4.930	AA3
2742	SMS IMTN 5.030% 19.10.2035	VS200262	MYBVS2002620	19-Oct-2035	15.0	15	5.030	AA3
2743	SMS IMTN 5.130% 21.10.2036	VT200261	MYBVT2002610	21-Oct-2036	16.0	20	5.130	AA3
2744	SMS IMTN 5.230% 21.10.2037	VU200260	MYBVU2002600	21-Oct-2037	17.0	20	5.230	AA3
2745	SMS IMTN 5.330% 21.10.2038	VV200259	MYBVV2002590	21-Oct-2038	18.0	20	5.330	AA3
2746	SOP IMTN 05.11.2027	VK200307	MYBVK2003070	05-Nov-2027	7.0	4	3.300	NR(LT)
2747	SOP IMTN 06.11.2026	VJ200308	MYBVJ2003080	06-Nov-2026	6.0	4	3.300	NR(LT)
2748	SOP IMTN 06.11.2028	VL200306	MYBVL2003060	06-Nov-2028	8.0	4	3.300	NR(LT)
2749	SOP IMTN 06.11.2029	VM200305	MYBVM2003050	06-Nov-2029	9.0	4	3.300	NR(LT)
2750	SOP IMTN 06.11.2030	VN200304	MYBVN2003041	06-Nov-2030	10.0	4	3.300	NR(LT)
2751	SOUTHKEY MEGAMALL MTN 2040D 20.12.2024 (SERIES 9)	UG190191	MYBUG1901910	20-Dec-2024	2.6	70	3.600	NR(LT)
2752	SOUTHKEY MEGAMALL MTN 2159D 20.12.2024 (SERIES 8)	UG190008	MYBUG1900086	20-Dec-2024	2.9	50	3.600	NR(LT)
2753	SOUTHKEY MEGAMALL MTN 2237D 20.12.2024 (SERIES 7)	UH180213	MYBUH1802132	20-Dec-2024	3.1	80	3.600	NR(LT)

LONG TERM CORPORATE BONDS/SUKUK OUTSTANDING AS OF 31 DECEMBER 2021								
NO	STOCK NAME	STOCK CODE	ISIN CODE	MATURITY DATE	ISSUE TENURE (Years)	O/S AMT (MYR Mil)	CPN RATE (%)	RATING
2754	SOUTHKEY MEGAMALL MTN 2291D 20.12.2024 (SERIES 6)	UH180178	MYBUH1801787	20-Dec-2024	3.3	50	3.600	NR(LT)
2755	SOUTHKEY MEGAMALL MTN 2376D 20.12.2024 (SERIES 5)	UH180076	MYBUH1800763	20-Dec-2024	3.5	100	3.600	NR(LT)
2756	SOUTHKEY MEGAMALL MTN 2416D 20.12.2024 (SERIES 4)	UH180058	MYBUH1800581	20-Dec-2024	3.6	50	3.600	NR(LT)
2757	SOUTHKEY MEGAMALL MTN 2577D 20.12.2024 (SERIES 3)	UI170176	MYBUI1701761	20-Dec-2024	4.1	100	3.600	NR(LT)
2758	SOUTHKEY MEGAMALL MTN 2859D 20.12.2024 (SERIES 2)	UI170021	MYBUI1700219	20-Dec-2024	4.8	200	3.600	NR(LT)
2759	SOUTHKEY MEGAMALL MTN 2922D 20.12.2024 (SERIES 1)	UI160156	MYBUI1601565	20-Dec-2024	5.0	300	3.600	NR(LT)
2760	SPARROW MTN 365D 08.12.2022	UE210405	MYBUE2104055	08-Dec-2022	1.0	57	4.500	AAA (FG)
2761	SPARROW MTN 365D 08.12.2022	UE210406	MYBUE2104063	08-Dec-2022	1.0	43	4.500	AAA (BG)
2762	SPG IMTN 4.700% 29.04.2022	VI170341	MYBVI1703419	29-Apr-2022	4.5	90	4.700	AA- IS
2763	SPG IMTN 4.730% 31.10.2022	VI170342	MYBVI1703427	31-Oct-2022	5.0	100	4.730	AA- IS
2764	SPG IMTN 4.760% 28.04.2023	VJ170343	MYBVJ1703433	28-Apr-2023	5.5	100	4.760	AA- IS
2765	SPG IMTN 4.790% 31.10.2023	VJ170344	MYBVJ1703441	31-Oct-2023	6.0	100	4.790	AA- IS
2766	SPG IMTN 4.820% 30.04.2024	VK170345	MYBVK1703456	30-Apr-2024	6.5	110	4.820	AA- IS
2767	SPG IMTN 4.850% 31.10.2024	VK170346	MYBVK1703464	31-Oct-2024	7.0	110	4.850	AA- IS
2768	SPG IMTN 4.880% 30.04.2025	VL170347	MYBVL1703470	30-Apr-2025	7.5	115	4.880	AA- IS
2769	SPG IMTN 4.910% 31.10.2025	VL170348	MYBVL1703488	31-Oct-2025	8.0	115	4.910	AA- IS
2770	SPG IMTN 4.940% 30.04.2026	VM170349	MYBVM1703494	30-Apr-2026	8.5	115	4.940	AA- IS
2771	SPG IMTN 4.970% 30.10.2026	VM170350	MYBVM1703502	30-Oct-2026	9.0	120	4.970	AA- IS

LONG TERM CORPORATE BONDS/SUKUK OUTSTANDING AS OF 31 DECEMBER 2021								
NO	STOCK NAME	STOCK CODE	ISIN CODE	MATURITY DATE	ISSUE TENURE (Years)	O/S AMT (MYR Mil)	CPN RATE (%)	RATING
2772	SPG IMTN 5.000% 30.04.2027	VN170351	MYBVN1703518	30-Apr-2027	9.5	120	5.000	AA- IS
2773	SPG IMTN 5.020% 29.10.2027	VN170352	MYBVN1703526	29-Oct-2027	10.0	125	5.020	AA- IS
2774	SPG IMTN 5.040% 28.04.2028	VO170353	MYBVO1703532	28-Apr-2028	10.5	125	5.040	AA- IS
2775	SPG IMTN 5.060% 31.10.2028	VO170354	MYBVO1703540	31-Oct-2028	11.0	130	5.060	AA- IS
2776	SPG IMTN 5.090% 30.04.2029	VP170355	MYBVP1703554	30-Apr-2029	11.5	145	5.090	AA- IS
2777	SPG IMTN 5.130% 31.10.2029	VP170356	MYBVP1703562	31-Oct-2029	12.0	145	5.130	AA- IS
2778	SPG IMTN 5.170% 30.04.2030	VQ170357	MYBVQ1703578	30-Apr-2030	12.5	150	5.170	AA- IS
2779	SPG IMTN 5.210% 31.10.2030	VQ170358	MYBVQ1703586	31-Oct-2030	13.0	155	5.210	AA- IS
2780	SPG IMTN 5.250% 30.04.2031	VR170359	MYBVR1703592	30-Apr-2031	13.5	155	5.250	AA- IS
2781	SPG IMTN 5.290% 31.10.2031	VR170360	MYBVR1703600	31-Oct-2031	14.0	160	5.290	AA- IS
2782	SPG IMTN 5.330% 30.04.2032	VS170368	MYBVS1703681	30-Apr-2032	14.5	160	5.330	AA- IS
2783	SPG IMTN 5.370% 29.10.2032	VS170367	MYBVS1703673	29-Oct-2032	15.0	165	5.370	AA- IS
2784	SPG IMTN 5.410% 29.04.2033	VT170366	MYBVT1703663	29-Apr-2033	15.5	170	5.410	AA- IS
2785	SPG IMTN 5.450% 31.10.2033	VT170365	MYBVT1703655	31-Oct-2033	16.0	140	5.450	AA- IS
2786	SPG IMTN 5.490% 28.04.2034	VU170364	MYBVU1703646	28-Apr-2034	16.5	135	5.490	AA- IS
2787	SPG IMTN 5.530% 31.10.2034	VU170363	MYBVU1703638	31-Oct-2034	17.0	135	5.530	AA- IS
2788	SPG IMTN 5.570% 30.04.2035	VV170362	MYBVV1703628	30-Apr-2035	17.5	135	5.570	AA- IS
2789	SPG IMTN 5.610% 31.10.2035	VV170361	MYBVV1703610	31-Oct-2035	18.0	140	5.610	AA- IS
2790	SPRE IMTN 4.850% 15.07.2022	VI170189	MYBVI1701892	15-Jul-2022	5.0	40	4.850	AA3

LONG TERM CORPORATE BONDS/SUKUK OUTSTANDING AS OF 31 DECEMBER 2021								
NO	STOCK NAME	STOCK CODE	ISIN CODE	MATURITY DATE	ISSUE TENURE (Years)	O/S AMT (MYR Mil)	CPN RATE (%)	RATING
2791	SPRE IMTN 4.950% 17.07.2023	VJ170190	MYBVJ1701908	17-Jul-2023	6.0	40	4.950	AA3
2792	SPRE IMTN 4.990% 17.07.2024	VK170191	MYBVK1701914	17-Jul-2024	7.0	40	4.990	AA3
2793	SPRE IMTN 5.040% 17.07.2025	VL170192	MYBVL1701920	17-Jul-2025	8.0	45	5.040	AA3
2794	SPRE IMTN 5.110% 17.07.2026	VM170193	MYBVM1701936	17-Jul-2026	9.0	40	5.110	AA3
2795	SPRE IMTN 5.220% 16.07.2027	VN170194	MYBVN1701942	16-Jul-2027	10.0	35	5.220	AA3
2796	SPRE IMTN 5.340% 17.07.2028	VO170195	MYBVO1701957	17-Jul-2028	11.0	25	5.340	AA3
2797	SPRE IMTN 5.430% 17.07.2029	VP170196	MYBVP1701962	17-Jul-2029	12.0	25	5.430	AA3
2798	SPRE IMTN 5.520% 17.07.2030	VQ170197	MYBVQ1701978	17-Jul-2030	13.0	20	5.520	AA3
2799	SPRE IMTN 5.610% 17.07.2031	VR170198	MYBVR1701984	17-Jul-2031	14.0	20	5.610	AA3
2800	SPRE IMTN 5.700% 16.07.2032	VS170199	MYBVS1701990	16-Jul-2032	15.0	25	5.700	AA3
2801	SPRE IMTN 5.790% 15.07.2033	VT170202	MYBVT1702020	15-Jul-2033	16.0	25	5.790	AA3
2802	SPRE IMTN 5.880% 17.07.2034	VU170201	MYBVU1702010	17-Jul-2034	17.0	30	5.880	AA3
2803	SPRE IMTN 6.000% 17.01.2036	VW170203	MYBVW1702032	17-Jan-2036	18.5	35	6.000	NR(LT)
2804	SPRE IMTN 6.000% 17.07.2035	VV170200	MYBVV1702000	17-Jul-2035	18.0	30	6.000	AA3
2805	SPSB MTN 1096D 08.3.2024 Tranche 2 Series 1	UG210076	MYBUG2100769	08-Mar- 2024	3.0	200	3.790	NR(LT)
2806	SPSB MTN 1096D 08.3.2024 Tranche 3 Series 1	UG210075	MYBUG2100751	08-Mar- 2024	3.0	299	3.790	NR(LT)
2807	SPSB MTN Tranche 1 Series 1 - 3287D 29.9.2026	UM170154	MYBUM1701540	29-Sep- 2026	9.0	75	3.290	NR(LT)
2808	SPSB MTN Tranche 1 Series 2 - 3652D 29.9.2027	UN170153	MYBUN1701530	29-Sep- 2027	10.0	75	3.290	NR(LT)
2809	SPSB MTN Tranche 1 Series 3 - 4018D 29.9.2028	UO170152	MYBUO1701520	29-Sep- 2028	11.0	75	3.290	NR(LT)

LONG TERM CORPORATE BONDS/SUKUK OUTSTANDING AS OF 31 DECEMBER 2021								
NO	STOCK NAME	STOCK CODE	ISIN CODE	MATURITY DATE	ISSUE TENURE (Years)	O/S AMT (MYR Mil)	CPN RATE (%)	RATING
2810	SPSB MTN Tranche 1 Series 4 - 4382D 28.9.2029	UP170151	MYBUP1701519	28-Sep-2029	12.0	75	3.290	NR(LT)
2811	SQSB IMTN 0.000% 08.01.2029	VN190293	MYBVN1902938	29-Dec-2028	9.0	70	2.719	NR(LT)
2812	SQSB IMTN 0.000% 08.01.2030	VO190292	MYBVO1902928	28-Dec-2029	10.0	80	2.719	NR(LT)
2813	SQSB IMTN TRANCHE 1 SERIES 4 11.07.2022	VH180209	MYBVH1802098	11-Jul-2022	4.0	50	2.719	NR(LT)
2814	SQSB IMTN TRANCHE 1 SERIES 5 10.07.2023	VI180208	MYBVI1802088	10-Jul-2023	5.0	50	2.719	NR(LT)
2815	SQSB IMTN TRANCHE 1 SERIES 6 10.07.2024	VJ180207	MYBVJ1802078	10-Jul-2024	6.0	100	2.719	NR(LT)
2816	STARBRIGHT ABSMTN 1096D 27.12.2022 - Tranche No. 3	UG190397	MYBUG1903973	27-Dec-2022	3.0	75	4.000	AAA
2817	STARBRIGHT ABSMTN 1461D 27.12.2023 - Tranche No. 4	UH190398	MYBUH1903989	27-Dec-2023	4.0	75	4.080	AAA
2818	STARBRIGHT ABSMTN 1827D 27.12.2024 - Tranche No. 5	UI190399	MYBUI1903995	27-Dec-2024	5.0	75	4.150	AAA
2819	STARBRIGHT ABSMTN 2191D 26.12.2025 - Tranche No. 6	UJ190400	MYBUJ1904009	26-Dec-2025	6.0	75	4.250	AAA
2820	STARBRIGHT ABSMTN 2554D 24.12.2026 - Tranche No. 7	UK190401	MYBUK1904015	24-Dec-2026	7.0	75	4.350	AAA
2821	STARBRIGHT ABSMTN 2922D 27.12.2027 - Tranche No. 8	UL190402	MYBUL1904021	27-Dec-2027	8.0	70	4.450	AAA
2822	STARBRIGHT ABSMTN 3288D 27.12.2028 - Tranche No. 9	UM190403	MYBUM1904037	27-Dec-2028	9.0	70	4.550	AAA
2823	STMC IMTN Floating Rate 31.03.2028 1-1	VK210102	MYBVK2101023	31-Mar-2028	7.0	2,819	5.140	NR(LT)
2824	STMC IMTN Floating Rate 31.03.2028 1-2	VK210103	MYBVK2101031	31-Mar-2028	7.0	402	5.140	NR(LT)
2825	STMC IMTN Floating Rate 31.03.2028 1-3	VK210104	MYBVK2101049	31-Mar-2028	7.0	266	5.140	NR(LT)
2826	STMC IMTN Floating Rate 31.03.2028 1-4	VK210105	MYBVK2101056	31-Mar-2028	7.0	168	5.140	NR(LT)
2827	STMC IMTN Floating Rate 31.03.2028 1-5	VK210106	MYBVK2101064	31-Mar-2028	7.0	62	5.140	NR(LT)

LONG TERM CORPORATE BONDS/SUKUK OUTSTANDING AS OF 31 DECEMBER 2021								
NO	STOCK NAME	STOCK CODE	ISIN CODE	MATURITY DATE	ISSUE TENURE (Years)	O/S AMT (MYR Mil)	CPN RATE (%)	RATING
2828	STMC IMTN Floating Rate 31.03.2028 2-1	VK210107	MYBVK2101072	31-Mar-2028	7.0	761	4.940	NR(LT)
2829	STMC IMTN Floating Rate 31.03.2028 3-1	VK210109	MYBVK2101098	31-Mar-2028	7.0	741	5.200	NR(LT)
2830	STMC IMTN Floating Rate 31.03.2028 3-2	VK210110	MYBVK2101106	31-Mar-2028	7.0	170	5.200	NR(LT)
2831	STMC IMTN Floating Rate 31.03.2028 3-3	VK210111	MYBVK2101114	31-Mar-2028	7.0	412	5.200	NR(LT)
2832	STMC IMTN Floating Rate 31.03.2028 4-1	VK210112	MYBVK2101122	31-Mar-2028	7.0	42	5.532	NR(LT)
2833	STMC IMTN Floating Rate 31.03.2028 4-2	VK210113	MYBVK2101130	31-Mar-2028	7.0	538	5.532	NR(LT)
2834	STMSB MTN 1094D 28.6.2024	UG210234	MYBUG2102344	28-Jun-2024	3.0	25	4.200	AA-
2835	STMSB MTN 1094D 30.6.2022	UG190232	MYBUG1902322	30-Jun-2022	3.0	65	4.900	AA-
2836	STMSB MTN 1095D 30.6.2022	UG190229	MYBUG1902298	30-Jun-2022	3.0	80	4.950	AA-
2837	STMSB MTN 1096D 17.9.2024	UG210311	MYBUG2103110	17-Sep-2024	3.0	30	4.150	AA-
2838	STMSB MTN 1098D 30.6.2022	UG190227	MYBUG1902272	30-Jun-2022	3.0	115	4.950	AA-
2839	STMSB MTN 1824D 28.6.2024	UI190230	MYBUI1902302	28-Jun-2024	5.0	40	5.050	AA-
2840	STMSB MTN 1826D 30.6.2022	UI170098	MYBUI1700987	30-Jun-2022	5.0	40	4.820	AA-
2841	STMSB MTN 1826D 31.1.2024	UI190013	MYBUI1900132	31-Jan-2024	5.0	25	5.140	AA-
2842	STMSB MTN 2559D 30.6.2026	UK190228	MYBUK1902282	30-Jun-2026	7.0	140	5.250	AA-
2843	STMSB MTN 3286D 30.6.2028	UM190231	MYBUM1902312	30-Jun-2028	9.0	55	5.450	AA-
2844	STMSB MTN 3649D 29.6.2029	UN190234	MYBUN1902344	29-Jun-2029	10.0	125	5.550	AA-
2845	STMSB MTN 3650D 28.6.2030	UN200140	MYBUN2001401	28-Jun-2030	10.0	60	4.980	AA-
2846	STSSB IMTN Series 1 3.250% 17.01.2022	VF200146	MYBVF2001462	17-Jan-2022	1.5	220	3.250	AA- IS (CG)

LONG TERM CORPORATE BONDS/SUKUK OUTSTANDING AS OF 31 DECEMBER 2021								
NO	STOCK NAME	STOCK CODE	ISIN CODE	MATURITY DATE	ISSUE TENURE (Years)	O/S AMT (MYR Mil)	CPN RATE (%)	RATING
2847	STSSB IMTN Series 1/2015 06.06.2022	VK150128	MYBVK1501280	06-Jun-2022	7.0	20	7.250	AA- IS (CG)
2848	STSSB IMTN Series 2 3.450% 17.07.2023	VG200145	MYBVG2001452	17-Jul-2023	3.0	245	3.450	AA- IS (CG)
2849	STSSB IMTN Series 2/2015 06.06.2022	VK150145	MYBVK1501454	06-Jun-2022	6.9	30	7.250	AA- IS (CG)
2850	STSSB IMTN Series 3 3.450% 17.07.2023	VG200144	MYBVG2001445	17-Jul-2023	3.0	35	3.450	AA- IS (CG)
2851	STSSB IMTN Series 3/2015 06.06.2022	VK150154	MYBVK1501546	06-Jun-2022	6.9	10	7.250	AA- IS (CG)
2852	STSSB IMTN Series 4 3.550% 10.09.2024	VG210345	MYBVG2103456	10-Sep-2024	3.0	100	3.550	AA- IS (CG)
2853	STSSB IMTN Series 4/2015 06.06.2022	VK150252	MYBVK1502528	06-Jun-2022	6.6	10	5.100	AA- IS (CG)
2854	STSSB IMTN Series 5 3.550% 30.09.2024	VG210360	MYBVG2103605	30-Sep-2024	3.0	100	3.550	AA- IS (CG)
2855	STSSB IMTN Series 5/2016 06.06.2022	VJ160275	MYBVJ1602759	06-Jun-2022	5.7	200	4.500	AA- IS (CG)
2856	STSSB IMTN Series 6/2016 4.900% 06.06.2022	VJ160446	MYBVJ1604466	06-Jun-2022	5.5	100	4.900	AA- IS (CG)
2857	STSSB IMTN Series 7/2016 4.900% 06.06.2022	VJ160445	MYBVJ1604458	06-Jun-2022	5.4	100	4.900	AA- IS (CG)
2858	STSSB IMTN Series 8/2017 4.900% 06.06.2022	VI170232	MYBVI1702320	06-Jun-2022	4.8	50	4.900	AA- IS (CG)
2859	STSSB IMTN Series9/2017 4.900% 06.06.2022	VI170238	MYBVI1702387	06-Jun-2022	4.8	150	4.900	AA- IS (CG)
2860	STSSB IMTN Tranche 10 Series 1 13.05.2022	VF200073	MYBVF2000738	13-May-2022	2.0	100	3.140	NR(LT)
2861	STSSB IMTN Tranche 10 Series 2 28.09.2023	VF210361	MYBVF2103615	28-Sep-2023	2.0	50	3.030	NR(LT)
2862	STSSB IMTN Tranche 11 Series 1 23.06.2023	VG200097	MYBVG2000975	23-Jun-2023	3.0	50	2.960	NR(LT)
2863	STSSB IMTN Tranche 11 Series 2 02.10.2023	VG200213	MYBVG2002138	02-Oct-2023	3.0	150	2.940	NR(LT)
2864	STSSB IMTN Tranche 11 Series 3 15.12.2023	VG200344	MYBVG2003441	15-Dec-2023	3.0	100	2.940	NR(LT)
2865	STSSB IMTN Tranche 12 Series 1 3.480% 04.07.2022	VF200119	MYBVF2001199	04-Jul-2022	2.0	160	3.480	NR(LT)



LONG TERM CORPORATE BONDS/SUKUK OUTSTANDING AS OF 31 DECEMBER 2021								
NO	STOCK NAME	STOCK CODE	ISIN CODE	MATURITY DATE	ISSUE TENURE (Years)	O/S AMT (MYR Mil)	CPN RATE (%)	RATING
2866	STSSB IMTN Tranche 13 Series 2 23.03.2023	VF210354	MYBVF2103540	23-Mar-2023	1.5	200	2.890	NR(LT)
2867	STSSB IMTN Tranche 14 Series 1 21.02.2022	VE210018	MYBVE2100184	21-Feb-2022	1.0	100	2.880	NR(LT)
2868	STSSB IMTN Tranche 15 Series 1 31.07.2023	VF210287	MYBVF2102872	31-Jul-2023	2.0	25	2.980	NR(LT)
2869	STSSB IMTN Tranche 15 Series 2 30.07.2024	VG210286	MYBVG2102862	30-Jul-2024	3.0	25	2.980	NR(LT)
2870	STSSB IMTN Tranche 15 Series 3 30.07.2025	VH210285	MYBVH2102852	30-Jul-2025	4.0	25	2.980	NR(LT)
2871	STSSB IMTN Tranche 15 Series 4 30.07.2026	VI210284	MYBVI2102843	30-Jul-2026	5.0	25	2.980	NR(LT)
2872	STSSB IMTN Tranche 15 Series 5 31.07.2023	VF210356	MYBVF2103565	31-Jul-2023	1.8	50	2.980	NR(LT)
2873	STSSB IMTN Tranche 15 Series 6 30.07.2024	VG210355	MYBVG2103555	30-Jul-2024	2.8	10	2.980	NR(LT)
2874	STSSB IMTN Tranche 15 Series 7 30.07.2025	VH210385	MYBVH2103850	30-Jul-2025	3.8	50	2.980	NR(LT)
2875	STSSB IMTN Tranche 15 Series 8 30.07.2026	VI210384	MYBVI2103841	30-Jul-2026	4.8	50	2.980	NR(LT)
2876	STSSB IMTN Tranche 15 Series 9 30.07.2024	VG210455	MYBVG2104553	30-Jul-2024	2.7	40	2.980	NR(LT)
2877	STSSB IMTN Tranche 16 Series 1 31.07.2023	VF210283	MYBVF2102831	31-Jul-2023	2.0	38	2.980	NR(LT)
2878	STSSB IMTN Tranche 16 Series 2 30.07.2024	VG210282	MYBVG2102821	30-Jul-2024	3.0	38	2.980	NR(LT)
2879	STSSB IMTN Tranche 16 Series 3 30.07.2025	VH210281	MYBVH2102811	30-Jul-2025	4.0	38	2.980	NR(LT)
2880	STSSB IMTN Tranche 16 Series 4 30.07.2026	VI210280	MYBVI2102801	30-Jul-2026	5.0	38	2.980	NR(LT)
2881	STSSB IMTN Tranche 16 Series 5 31.07.2023	VF210454	MYBVF2104548	31-Jul-2023	1.7	13	2.980	NR(LT)
2882	STSSB IMTN Tranche 16 Series 6 30.07.2024	VG210453	MYBVG2104538	30-Jul-2024	2.7	13	2.980	NR(LT)
2883	STSSB IMTN Tranche 16 Series 7 30.07.2025	VH210452	MYBVH2104528	30-Jul-2025	3.7	13	2.980	NR(LT)
2884	STSSB IMTN Tranche 16 Series 8 30.07.2026	VI210451	MYBVI2104518	30-Jul-2026	4.7	13	2.980	NR(LT)

LONG TERM CORPORATE BONDS/SUKUK OUTSTANDING AS OF 31 DECEMBER 2021								
NO	STOCK NAME	STOCK CODE	ISIN CODE	MATURITY DATE	ISSUE TENURE (Years)	O/S AMT (MYR Mil)	CPN RATE (%)	RATING
2885	STSSB IMTN Tranche 17 Series 1 2.750% 17.04.2023	VF210375	MYBVF2103755	17-Apr-2023	1.5	125	2.750	NR(LT)
2886	STSSB IMTN Tranche 17 Series 2 16.10.2023	VF210374	MYBVF2103748	16-Oct-2023	2.0	75	3.090	NR(LT)
2887	STSSB IMTN Tranche 17 Series 3 15.04.2024	VG210373	MYBVG2103738	15-Apr-2024	2.5	50	3.090	NR(LT)
2888	STSSB IMTN Tranche 3 Series 4 2.750% 05.07.2022	VF210119	MYBVF2101197	05-Jul-2022	1.2	125	2.750	NR(LT)
2889	STSSB IMTN Tranche 7 Series 1 28.03.2022	VG190076	MYBVG1900761	28-Mar-2022	3.0	300	2.250	NR(LT)
2890	STSSB IMTN Tranche 8 Series 3 19.07.2024	VG210270	MYBVG2102706	19-Jul-2024	3.0	300	2.960	NR(LT)
2891	STSSB IMTN Tranche 9 Series 2 3.480% 04.07.2022	VF200120	MYBVF2001207	04-Jul-2022	2.0	160	3.480	NR(LT)
2892	SUKE IMTN 4.840% 26.11.2027	VK200327	MYBVK2003278	26-Nov-2027	7.0	160	4.840	AAA IS (FG)
2893	SUKE IMTN 4.960% 26.11.2027	VL190280	MYBVL1902809	26-Nov-2027	8.0	80	4.960	AAA IS (FG)
2894	SUKE IMTN 5.060% 26.11.2027	VM180340	MYBVM1803401	26-Nov-2027	9.0	130	5.060	AAA IS (FG)
2895	SUKE IMTN 5.100% 26.11.2027	VN170388	MYBVN1703880	26-Nov-2027	10.0	130	5.100	AAA IS (FG)
2896	SUKE IMTN 6.180% 26.11.2027	VK200325	MYBVK2003252	26-Nov-2027	7.0	470	6.180	A+ IS (S)
2897	SUKE IMTN 6.330% 26.11.2027	VL190276	MYBVL1902767	26-Nov-2027	8.0	240	6.330	A+ IS (S)
2898	SUKE IMTN 6.480% 26.11.2027	VM180335	MYBVM1803351	26-Nov-2027	9.0	410	6.480	A+ IS (S)
2899	SUKE IMTN 6.630% 26.11.2027	VN170383	MYBVN1703831	26-Nov-2027	10.0	380	6.630	A+ IS (S)
2900	SUNGEI WAY MTN Tranche 1 Series 1 1095D 23.11.2023	UG200280	MYBUG2002809	23-Nov-2023	3.0	300	3.200	NR(LT)
2901	SUNGEI WAY MTN Tranche 2 Series 2 730D 23.11.2022	UF200278	MYBUF2002785	23-Nov-2022	2.0	30	2.930	NR(LT)
2902	SUNGEI WAY MTN Tranche 2 Series 3 1095D 23.11.2023	UG200277	MYBUG2002775	23-Nov-2023	3.0	30	2.930	NR(LT)
2903	SUNGEI WAY MTN Tranche 2 Series 4 1463D 25.11.2024	UH200276	MYBUH2002765	25-Nov-2024	4.0	30	2.930	NR(LT)

LONG TERM CORPORATE BONDS/SUKUK OUTSTANDING AS OF 31 DECEMBER 2021								
NO	STOCK NAME	STOCK CODE	ISIN CODE	MATURITY DATE	ISSUE TENURE (Years)	O/S AMT (MYR Mil)	CPN RATE (%)	RATING
2904	SUNGEI WAY MTN Tranche 2 Series 5 1827D 24.11.2025	UI200275	MYBUI2002755	24-Nov-2025	5.0	180	2.930	NR(LT)
2905	SUNREIT MTN ISSUE 16	UF200103	MYBUF2001035	20-May-2022	2.0	100	3.350	NR(LT)
2906	SUNREIT MTN ISSUE 17	UF200137	MYBUF2001373	15-Jun-2022	2.0	100	3.130	NR(LT)
2907	SUNREIT MTN ISSUE 18	UF200240	MYBUF2002405	07-Oct-2022	2.0	270	2.850	NR(LT)
2908	SUNREIT MTN ISSUE 19	UF200241	MYBUF2002413	07-Oct-2022	2.0	130	2.850	NR(LT)
2909	SUNREIT MTN ISSUE 20	UF210077	MYBUF2100779	09-Mar-2023	2.0	200	2.800	NR(LT)
2910	SUNREIT MTN ISSUE 21	UE210153	MYBUE2101531	06-Apr-2022	1.0	400	2.600	NR(LT)
2911	SUNREIT MTN ISSUE 22	UE210160	MYBUE2101606	15-Apr-2022	1.0	200	2.670	NR(LT)
2912	SUNREIT MTN MTN 1096D 03.12.2024	UG210402	MYBUG2104027	03-Dec-2024	3.0	10	2.930	NR(LT)
2913	SUNREIT PERP BOND-1 14.04.2119	DZ190005	MYBDZ1900058	14-Apr-2119	100.1	340	5.850	NR(LT)
2914	SUNSURIA IMTN 5.600% 01.12.2023	VG200331	MYBVG2003318	01-Dec-2023	3.0	75	5.600	A+ IS
2915	SUNSURIA IMTN 5.800% 02.12.2025	VI200332	MYBVI2003322	02-Dec-2025	5.0	40	5.800	A+ IS
2916	SUNWAYBHD IBOND 5.5% PERPETUAL	DZ180002	MYBDZ1800027	09-Mar-2118	100.1	200	5.500	NR(LT)
2917	SUNWAYBHD IBOND-2 PERPETUAL	DZ180007	MYBDZ1800076	09-Mar-2118	99.3	200	5.500	NR(LT)
2918	SUNWAYBHD IBOND-6 PERPETUAL	DZ200001	MYBDZ2000015	09-Mar-2118	98.0	200	4.400	NR(LT)
2919	SUNWAYVELO MTN Series 1 Tranche 2 3653D 29.3.2027	UN170044	MYBUN1700441	29-Mar-2027	10.0	480	3.040	NR(LT)
2920	SUNWAYVELO MTN Series 3 Tranche 2 731D 11.4.2022	UF200092	MYBUF2000920	11-Apr-2022	2.0	80	3.040	NR(LT)
2921	SUNWAYVELO MTN Series 4 Tranche 2 1095D 10.4.2023	UG200091	MYBUG2000910	10-Apr-2023	3.0	150	3.040	NR(LT)
2922	SURIA KLCC IMTN 4.730% 31.12.2024 - Issue No. 1	VN140424	MYBVN1404240	31-Dec-2024	10.0	600	4.730	AAA

LONG TERM CORPORATE BONDS/SUKUK OUTSTANDING AS OF 31 DECEMBER 2021								
NO	STOCK NAME	STOCK CODE	ISIN CODE	MATURITY DATE	ISSUE TENURE (Years)	O/S AMT (MYR Mil)	CPN RATE (%)	RATING
2923	SWIRL ABSMTN 1095D 18.9.2023 (SN Tranche 3)	UG200188	MYBUG2001884	18-Sep-2023	3.0	75	3.400	AAA
2924	SWIRL ABSMTN 1461D 18.9.2024 (SN Tranche 4)	UH200189	MYBUH2001890	18-Sep-2024	4.0	75	3.500	AAA
2925	SWIRL ABSMTN 1826D 18.9.2025 (SN Tranche 5)	UI200191	MYBUI2001914	18-Sep-2025	5.0	75	3.600	AAA
2926	SWIRL ABSMTN 2191D 18.9.2026 (SN Tranche 6)	UJ200192	MYBUJ2001920	18-Sep-2026	6.0	75	3.700	AAA
2927	SWIRL ABSMTN 2555D 17.9.2027 (SN Tranche 7)	UK200193	MYBUK2001936	17-Sep-2027	7.0	75	3.800	AAA
2928	SWIRL ABSMTN 2922D 18.9.2028 (Junior Notes)	UL200195	MYBUL2001959	18-Sep-2028	8.0	29	9.000	NR(LT)
2929	SWIRL ABSMTN 2922D 18.9.2028 (SN Tranche 8)	UL200194	MYBUL2001942	18-Sep-2028	8.0	75	3.900	AAA
2930	SWIRL ABSMTN 727D 15.9.2022 (SN Tranche 2)	UF200187	MYBUF2001878	15-Sep-2022	2.0	75	3.300	AAA
2931	TADAMUN IMTN 4.360% 28.06.2024	VL160217	MYBVL1602177	28-Jun-2024	8.0	350	4.360	AAA IS
2932	TADAU SRI SUKUK 5.10% 27.07.2022 (Tranche 4)	VI170220	MYBVI1702205	27-Jul-2022	5.0	18	5.100	AA3
2933	TADAU SRI SUKUK 5.20% 27.07.2023 (Tranche 5)	VJ170219	MYBVJ1702195	27-Jul-2023	6.0	19	5.200	AA3
2934	TADAU SRI SUKUK 5.30% 29.07.2024 (Tranche 6)	VK170218	MYBVK1702185	29-Jul-2024	7.0	20	5.300	AA3
2935	TADAU SRI SUKUK 5.40% 28.07.2025 (Tranche 7)	VL170217	MYBVL1702175	28-Jul-2025	8.0	20	5.400	AA3
2936	TADAU SRI SUKUK 5.50% 27.07.2026 (Tranche 8)	VM170216	MYBVM1702165	27-Jul-2026	9.0	20	5.500	AA3
2937	TADAU SRI SUKUK 5.60% 27.07.2027 (Tranche 9)	VN170215	MYBVN1702155	27-Jul-2027	10.0	20	5.600	AA3
2938	TADAU SRI SUKUK 5.70% 27.07.2028 (Tranche 10)	VO170214	MYBVO1702146	27-Jul-2028	11.0	20	5.700	AA3
2939	TADAU SRI SUKUK 5.80% 27.07.2029 (Tranche 11)	VP170213	MYBVP1702135	27-Jul-2029	12.0	20	5.800	AA3
2940	TADAU SRI SUKUK 5.90% 29.07.2030 (Tranche 12)	VQ170212	MYBVQ1702125	29-Jul-2030	13.0	15	5.900	AA3
2941	TADAU SRI SUKUK 6.00% 28.07.2031 (Tranche 13)	VR170211	MYBVR1702115	28-Jul-2031	14.0	15	6.000	AA3

LONG TERM CORPORATE BONDS/SUKUK OUTSTANDING AS OF 31 DECEMBER 2021								
NO	STOCK NAME	STOCK CODE	ISIN CODE	MATURITY DATE	ISSUE TENURE (Years)	O/S AMT (MYR Mil)	CPN RATE (%)	RATING
2942	TADAU SRI SUKUK 6.10% 27.07.2032 (Tranche 14)	VS170210	MYBVS1702105	27-Jul-2032	15.0	15	6.100	AA3
2943	TADAU SRI SUKUK 6.20% 27.07.2033 (Tranche 15)	VT170209	MYBVT1702095	27-Jul-2033	16.0	10	6.200	AA3
2944	TALAM CORP 0% 28.06.2019	DN090147	MYBDN0901475	28-Jun-2022	10.0	40	6.000	C IS
2945	TANJUNG BP IMTN 4.840% 16.08.2022	VN120322	MYBVN1203220	16-Aug-2022	10.0	300	4.840	AA2
2946	TANJUNG BP IMTN 4.900% 16.08.2023	VO120323	MYBVO1203236	16-Aug-2023	11.0	320	4.900	AA2
2947	TANJUNG BP IMTN 5.010% 16.08.2024	VP120324	MYBVP1203241	16-Aug-2024	12.0	340	5.010	AA2
2948	TANJUNG BP IMTN 5.120% 15.08.2025	VQ120325	MYBVQ1203256	15-Aug-2025	13.0	360	5.120	AA2
2949	TANJUNG BP IMTN 5.230% 14.08.2026	VR120328	MYBVR1203288	14-Aug-2026	14.0	360	5.230	AA2
2950	TANJUNG BP IMTN 5.280% 16.08.2027	VS120327	MYBVS1203278	16-Aug-2027	15.0	360	5.280	AA2
2951	TANJUNG BP IMTN 5.340% 16.08.2028	VT120326	MYBVT1203268	16-Aug-2028	16.0	360	5.340	AA2
2952	TANJUNG BP IMTN 5.450% 16.08.2029	VU120320	MYBVU1203209	16-Aug-2029	17.0	300	5.450	AA2
2953	TANJUNG O&M IMTN 4.900% 01.07.2022	VM130189	MYBVM1301893	01-Jul-2022	9.0	55	4.900	AA- IS
2954	TANJUNG O&M IMTN 5.000% 30.06.2023	VN130188	MYBVN1301883	30-Jun-2023	10.0	15	5.000	AA- IS
2955	TANJUNG O&M IMTN 5.270% 01.07.2026	VQ130187	MYBVQ1301878	01-Jul-2026	13.0	60	5.270	AA- IS
2956	TANJUNG O&M IMTN 5.370% 01.07.2027	VR130186	MYBVR1301868	01-Jul-2027	14.0	55	5.370	AA- IS
2957	TANJUNG O&M IMTN 5.500% 30.06.2028	VS130185	MYBVS1301858	30-Jun-2028	15.0	35	5.500	AA- IS
2958	TANJUNG O&M IMTN 5.600% 29.06.2029	VT130184	MYBVT1301849	29-Jun-2029	16.0	15	5.600	AA- IS
2959	TAQA IMTN 4.650% 03.03.2022	VN120068	MYBVN1200689	03-Mar-2022	10.0	650	4.650	AA1
2960	TASB MTN 1533D 24.2.2026 INITIAL MTNs T2(xii) - 1A	UI210410	MYBUI2104106	24-Feb-2026	4.2	0	4.200	NR(LT)

LONG TERM CORPORATE BONDS/SUKUK OUTSTANDING AS OF 31 DECEMBER 2021								
NO	STOCK NAME	STOCK CODE	ISIN CODE	MATURITY DATE	ISSUE TENURE (Years)	O/S AMT (MYR Mil)	CPN RATE (%)	RATING
2961	TASB MTN 1533D 24.2.2026 INITIAL MTNs T2(xii) - 2A	UI210411	MYBUI2104114	24-Feb- 2026	4.2	0	4.180	NR(LT)
2962	TASB MTN 1533D 24.2.2026 INITIAL MTNs T2(xii) - 3A	UI210412	MYBUI2104122	24-Feb- 2026	4.2	0	4.200	NR(LT)
2963	TASB MTN 1533D 24.2.2026 INITIAL MTNs T2(xii) - 4A	UI210413	MYBUI2104130	24-Feb- 2026	4.2	0	4.250	NR(LT)
2964	TASB MTN 1562D 24.2.2026 INITIAL MTNs T2(xi) - 1A	UI210385	MYBUI2103850	24-Feb- 2026	4.3	0	4.200	NR(LT)
2965	TASB MTN 1562D 24.2.2026 INITIAL MTNs T2(xi) - 2A	UI210386	MYBUI2103868	24-Feb- 2026	4.3	0	4.150	NR(LT)
2966	TASB MTN 1562D 24.2.2026 INITIAL MTNs T2(xi) - 3A	UI210387	MYBUI2103876	24-Feb- 2026	4.3	0	4.200	NR(LT)
2967	TASB MTN 1562D 24.2.2026 INITIAL MTNs T2(xi) - 4A	UI210388	MYBUI2103884	24-Feb- 2026	4.3	0	4.250	NR(LT)
2968	TASB MTN 1597D 24.2.2026 INITIAL MTNs T2(x) - 1A	UI210351	MYBUI2103512	24-Feb- 2026	4.4	0	4.200	NR(LT)
2969	TASB MTN 1597D 24.2.2026 INITIAL MTNs T2(x) - 2A	UI210352	MYBUI2103520	24-Feb- 2026	4.4	0	4.150	NR(LT)
2970	TASB MTN 1597D 24.2.2026 INITIAL MTNs T2(x) - 3A	UI210357	MYBUI2103579	24-Feb- 2026	4.4	0	4.200	NR(LT)
2971	TASB MTN 1597D 24.2.2026 INITIAL MTNs T2(x) - 4A	UI210358	MYBUI2103587	24-Feb- 2026	4.4	0	4.250	NR(LT)
2972	TASB MTN 1636D 24.2.2026 INITIAL MTNs T2(ix)-1A	UI210291	MYBUI2102910	24-Feb- 2026	4.5	0	4.200	NR(LT)
2973	TASB MTN 1636D 24.2.2026 INITIAL MTNs T2(ix)-2A	UI210292	MYBUI2102928	24-Feb- 2026	4.5	0	4.150	NR(LT)
2974	TASB MTN 1636D 24.2.2026 INITIAL MTNs T2(ix)-3A	UI210293	MYBUI2102936	24-Feb- 2026	4.5	0	4.200	NR(LT)
2975	TASB MTN 1636D 24.2.2026 INITIAL MTNs T2(ix)-4A	UI210294	MYBUI2102944	24-Feb- 2026	4.5	0	4.250	NR(LT)
2976	TASB MTN 1664D 24.2.2026 INITIAL MTNs T2(viii)-1A	UI210275	MYBUI2102753	24-Feb- 2026	4.6	0	4.200	NR(LT)
2977	TASB MTN 1664D 24.2.2026 INITIAL MTNs T2(viii)-2A	UI210276	MYBUI2102761	24-Feb- 2026	4.6	0	4.170	NR(LT)
2978	TASB MTN 1664D 24.2.2026 INITIAL MTNs T2(viii)-3A	UI210277	MYBUI2102779	24-Feb- 2026	4.6	0	4.200	NR(LT)
2979	TASB MTN 1664D 24.2.2026 INITIAL MTNs T2(viii)-4A	UI210278	MYBUI2102787	24-Feb- 2026	4.6	0	4.250	NR(LT)

LONG TERM CORPORATE BONDS/SUKUK OUTSTANDING AS OF 31 DECEMBER 2021								
NO	STOCK NAME	STOCK CODE	ISIN CODE	MATURITY DATE	ISSUE TENURE (Years)	O/S AMT (MYR Mil)	CPN RATE (%)	RATING
2980	TASB MTN 1692D 24.2.2026 INITIAL MTNs T2(vii)-1A	UI210243	MYBUI2102431	24-Feb- 2026	4.6	0	4.200	NR(LT)
2981	TASB MTN 1692D 24.2.2026 INITIAL MTNs T2(vii)-2A	UI210244	MYBUI2102449	24-Feb- 2026	4.6	0	4.170	NR(LT)
2982	TASB MTN 1692D 24.2.2026 INITIAL MTNs T2(vii)-3A	UI210245	MYBUI2102456	24-Feb- 2026	4.6	0	4.200	NR(LT)
2983	TASB MTN 1692D 24.2.2026 INITIAL MTNs T2(vii)-4A	UI210246	MYBUI2102464	24-Feb- 2026	4.6	0	4.250	NR(LT)
2984	TASB MTN 1720D 24.2.2026 INITIAL MTNs T2(vi)-1A	UI210226	MYBUI2102266	24-Feb- 2026	4.7	0	4.200	NR(LT)
2985	TASB MTN 1720D 24.2.2026 INITIAL MTNs T2(vi)-2A	UI210227	MYBUI2102274	24-Feb- 2026	4.7	0	4.170	NR(LT)
2986	TASB MTN 1720D 24.2.2026 INITIAL MTNs T2(vi)-3A	UI210228	MYBUI2102282	24-Feb- 2026	4.7	0	4.200	NR(LT)
2987	TASB MTN 1720D 24.2.2026 INITIAL MTNs T2(vi)-4A	UI210229	MYBUI2102290	24-Feb- 2026	4.7	0	4.250	NR(LT)
2988	TASB MTN 1754D 24.2.2026 INITIAL MTNs T2(v)-1A	UI210172	MYBUI2101722	24-Feb- 2026	4.8	0	4.200	NR(LT)
2989	TASB MTN 1754D 24.2.2026 INITIAL MTNs T2(v)-2A	UI210173	MYBUI2101730	24-Feb- 2026	4.8	0	4.190	NR(LT)
2990	TASB MTN 1754D 24.2.2026 INITIAL MTNs T2(v)-3A	UI210174	MYBUI2101748	24-Feb- 2026	4.8	0	4.200	NR(LT)
2991	TASB MTN 1754D 24.2.2026 INITIAL MTNs T2(v)-4A	UI210175	MYBUI2101755	24-Feb- 2026	4.8	0	4.250	NR(LT)
2992	TASB MTN 1784D 24.2.2026 INITIAL MTNs T2(iv)-1A	UI210145	MYBUI2101458	24-Feb- 2026	4.9	0	4.200	NR(LT)
2993	TASB MTN 1784D 24.2.2026 INITIAL MTNs T2(iv)-2A	UI210146	MYBUI2101466	24-Feb- 2026	4.9	0	4.190	NR(LT)
2994	TASB MTN 1784D 24.2.2026 INITIAL MTNs T2(iv)-3A	UI210147	MYBUI2101474	24-Feb- 2026	4.9	0	4.200	NR(LT)
2995	TASB MTN 1784D 24.2.2026 INITIAL MTNs T2(iv)-4A	UI210148	MYBUI2101482	24-Feb- 2026	4.9	0	4.250	NR(LT)
2996	TASB MTN 1812D 24.2.2026 INITIAL MTNs T2(iii)-1A	UI210079	MYBUI2100799	24-Feb- 2026	5.0	0	4.200	NR(LT)
2997	TASB MTN 1812D 24.2.2026 INITIAL MTNs T2(iii)-2A	UI210080	MYBUI2100807	24-Feb- 2026	5.0	0	4.190	NR(LT)
2998	TASB MTN 1812D 24.2.2026 INITIAL MTNs T2(iii)-3A	UI210081	MYBUI2100815	24-Feb- 2026	5.0	0	4.200	NR(LT)

LONG TERM CORPORATE BONDS/SUKUK OUTSTANDING AS OF 31 DECEMBER 2021								
NO	STOCK NAME	STOCK CODE	ISIN CODE	MATURITY DATE	ISSUE TENURE (Years)	O/S AMT (MYR Mil)	CPN RATE (%)	RATING
2999	TASB MTN 1812D 24.2.2026 INITIAL MTNs T2(iii)-4A	UI210082	MYBUI2100823	24-Feb- 2026	5.0	0	4.250	NR(LT)
3000	TASB MTN 1828D 24.2.2026 INITIAL MTNs T2(ii)-1A	UI210043	MYBUI2100435	24-Feb- 2026	5.0	0	4.200	NR(LT)
3001	TASB MTN 1828D 24.2.2026 INITIAL MTNs T2(ii)-2A	UI210044	MYBUI2100443	24-Feb- 2026	5.0	0	4.160	NR(LT)
3002	TASB MTN 1828D 24.2.2026 INITIAL MTNs T2(ii)-3A	UI210045	MYBUI2100450	24-Feb- 2026	5.0	0	4.200	NR(LT)
3003	TASB MTN 1828D 24.2.2026 INITIAL MTNs T2(ii)-4A	UI210046	MYBUI2100468	24-Feb- 2026	5.0	0	4.250	NR(LT)
3004	TASB MTN 1891D 24.2.2026 INITIAL MTNs T2(i)-1A	UJ200316	MYBUJ2003165	24-Feb- 2026	5.2	0	4.200	NR(LT)
3005	TASB MTN 1891D 24.2.2026 INITIAL MTNs T2(i)-2A	UJ200315	MYBUJ2003157	24-Feb- 2026	5.2	0	4.160	NR(LT)
3006	TASB MTN 1891D 24.2.2026 INITIAL MTNs T2(i)-3A	UJ200314	MYBUJ2003140	24-Feb- 2026	5.2	0	4.200	NR(LT)
3007	TASB MTN 1891D 24.2.2026 INITIAL MTNs T2(i)-4A	UJ200313	MYBUJ2003132	24-Feb- 2026	5.2	0	4.250	NR(LT)
3008	TASB MTN 1898D 24.2.2027 INITIAL MTNs T2(xii) - 1B	UJ210414	MYBUJ2104146	24-Feb- 2027	5.2	2	4.210	NR(LT)
3009	TASB MTN 1898D 24.2.2027 INITIAL MTNs T2(xii) - 2B	UJ210415	MYBUJ2104153	24-Feb- 2027	5.2	2	4.200	NR(LT)
3010	TASB MTN 1898D 24.2.2027 INITIAL MTNs T2(xii) - 3B	UJ210416	MYBUJ2104161	24-Feb- 2027	5.2	2	4.200	NR(LT)
3011	TASB MTN 1898D 24.2.2027 INITIAL MTNs T2(xii) - 4B	UJ210417	MYBUJ2104179	24-Feb- 2027	5.2	2	4.250	NR(LT)
3012	TASB MTN 1927D 24.2.2027 INITIAL MTNs T2(xi) - 1B	UJ210389	MYBUJ2103890	24-Feb- 2027	5.3	2	4.210	NR(LT)
3013	TASB MTN 1927D 24.2.2027 INITIAL MTNs T2(xi) - 2B	UJ210390	MYBUJ2103908	24-Feb- 2027	5.3	2	4.170	NR(LT)
3014	TASB MTN 1927D 24.2.2027 INITIAL MTNs T2(xi) - 3B	UJ210391	MYBUJ2103916	24-Feb- 2027	5.3	2	4.200	NR(LT)
3015	TASB MTN 1927D 24.2.2027 INITIAL MTNs T2(xi) - 4B	UJ210392	MYBUJ2103924	24-Feb- 2027	5.3	2	4.250	NR(LT)
3016	TASB MTN 1962D 24.2.2027 INITIAL MTNs T2(x) - 1B	UJ210353	MYBUJ2103536	24-Feb- 2027	5.4	2	4.220	NR(LT)
3017	TASB MTN 1962D 24.2.2027 INITIAL MTNs T2(x) - 2B	UJ210354	MYBUJ2103544	24-Feb- 2027	5.4	2	4.170	NR(LT)



LONG TERM CORPORATE BONDS/SUKUK OUTSTANDING AS OF 31 DECEMBER 2021								
NO	STOCK NAME	STOCK CODE	ISIN CODE	MATURITY DATE	ISSUE TENURE (Years)	O/S AMT (MYR Mil)	CPN RATE (%)	RATING
3018	TASB MTN 1962D 24.2.2027 INITIAL MTNs T2(x) - 3B	UJ210355	MYBUJ2103551	24-Feb- 2027	5.4	2	4.200	NR(LT)
3019	TASB MTN 1962D 24.2.2027 INITIAL MTNs T2(x) - 4B	UJ210356	MYBUJ2103569	24-Feb- 2027	5.4	2	4.250	NR(LT)
3020	TASB MTN 2001D 24.2.2027 INITIAL MTNs T2(ix)-1B	UJ210295	MYBUJ2102959	24-Feb- 2027	5.5	1	4.210	NR(LT)
3021	TASB MTN 2001D 24.2.2027 INITIAL MTNs T2(ix)-2B	UJ210296	MYBUJ2102967	24-Feb- 2027	5.5	1	4.170	NR(LT)
3022	TASB MTN 2001D 24.2.2027 INITIAL MTNs T2(ix)-3B	UJ210297	MYBUJ2102975	24-Feb- 2027	5.5	1	4.200	NR(LT)
3023	TASB MTN 2001D 24.2.2027 INITIAL MTNs T2(ix)-4B	UJ210298	MYBUJ2102983	24-Feb- 2027	5.5	1	4.250	NR(LT)
3024	TASB MTN 2029D 24.2.2027 INITIAL MTNs T2(viii)-1B	UJ210279	MYBUJ2102793	24-Feb- 2027	5.6	2	4.210	NR(LT)
3025	TASB MTN 2029D 24.2.2027 INITIAL MTNs T2(viii)-2B	UJ210280	MYBUJ2102801	24-Feb- 2027	5.6	2	4.190	NR(LT)
3026	TASB MTN 2029D 24.2.2027 INITIAL MTNs T2(viii)-3B	UJ210281	MYBUJ2102819	24-Feb- 2027	5.6	2	4.200	NR(LT)
3027	TASB MTN 2029D 24.2.2027 INITIAL MTNs T2(viii)-4B	UJ210282	MYBUJ2102827	24-Feb- 2027	5.6	2	4.250	NR(LT)
3028	TASB MTN 2057D 24.2.2027 INITIAL MTNs T2(vii)-1B	UJ210247	MYBUJ2102470	24-Feb- 2027	5.6	1	4.210	NR(LT)
3029	TASB MTN 2057D 24.2.2027 INITIAL MTNs T2(vii)-2B	UJ210248	MYBUJ2102488	24-Feb- 2027	5.6	1	4.190	NR(LT)
3030	TASB MTN 2057D 24.2.2027 INITIAL MTNs T2(vii)-3B	UJ210249	MYBUJ2102496	24-Feb- 2027	5.6	1	4.200	NR(LT)
3031	TASB MTN 2057D 24.2.2027 INITIAL MTNs T2(vii)-4B	UJ210250	MYBUJ2102504	24-Feb- 2027	5.6	1	4.250	NR(LT)
3032	TASB MTN 2085D 24.2.2027 INITIAL MTNs T2(vi)-1B	UJ210230	MYBUJ2102306	24-Feb- 2027	5.7	2	4.210	NR(LT)
3033	TASB MTN 2085D 24.2.2027 INITIAL MTNs T2(vi)-2B	UJ210231	MYBUJ2102314	24-Feb- 2027	5.7	2	4.190	NR(LT)
3034	TASB MTN 2085D 24.2.2027 INITIAL MTNs T2(vi)-3B	UJ210232	MYBUJ2102322	24-Feb- 2027	5.7	2	4.200	NR(LT)
3035	TASB MTN 2085D 24.2.2027 INITIAL MTNs T2(vi)-4B	UJ210233	MYBUJ2102330	24-Feb- 2027	5.7	2	4.250	NR(LT)
3036	TASB MTN 2119D 24.2.2027 INITIAL MTNs T2(v)-1B	UJ210176	MYBUJ2101761	24-Feb- 2027	5.8	2	4.210	NR(LT)

LONG TERM CORPORATE BONDS/SUKUK OUTSTANDING AS OF 31 DECEMBER 2021								
NO	STOCK NAME	STOCK CODE	ISIN CODE	MATURITY DATE	ISSUE TENURE (Years)	O/S AMT (MYR Mil)	CPN RATE (%)	RATING
3037	TASB MTN 2119D 24.2.2027 INITIAL MTNs T2(v)-2B	UJ210177	MYBUJ2101779	24-Feb- 2027	5.8	2	4.210	NR(LT)
3038	TASB MTN 2119D 24.2.2027 INITIAL MTNs T2(v)-3B	UJ210178	MYBUJ2101787	24-Feb- 2027	5.8	2	4.200	NR(LT)
3039	TASB MTN 2119D 24.2.2027 INITIAL MTNs T2(v)-4B	UJ210179	MYBUJ2101795	24-Feb- 2027	5.8	2	4.250	NR(LT)
3040	TASB MTN 2149D 24.2.2027 INITIAL MTNs T2(iv)-1B	UJ210149	MYBUJ2101498	24-Feb- 2027	5.9	4	4.210	NR(LT)
3041	TASB MTN 2149D 24.2.2027 INITIAL MTNs T2(iv)-2B	UJ210150	MYBUJ2101506	24-Feb- 2027	5.9	4	4.210	NR(LT)
3042	TASB MTN 2149D 24.2.2027 INITIAL MTNs T2(iv)-3B	UJ210151	MYBUJ2101514	24-Feb- 2027	5.9	4	4.200	NR(LT)
3043	TASB MTN 2149D 24.2.2027 INITIAL MTNs T2(iv)-4B	UJ210152	MYBUJ2101522	24-Feb- 2027	5.9	4	4.250	NR(LT)
3044	TASB MTN 2177D 24.2.2027 INITIAL MTNs T2(iii)-1B	UJ210083	MYBUJ2100839	24-Feb- 2027	6.0	1	4.210	NR(LT)
3045	TASB MTN 2177D 24.2.2027 INITIAL MTNs T2(iii)-2B	UJ210084	MYBUJ2100847	24-Feb- 2027	6.0	1	4.210	NR(LT)
3046	TASB MTN 2177D 24.2.2027 INITIAL MTNs T2(iii)-3B	UJ210085	MYBUJ2100854	24-Feb- 2027	6.0	1	4.200	NR(LT)
3047	TASB MTN 2177D 24.2.2027 INITIAL MTNs T2(iii)-4B	UJ210086	MYBUJ2100862	24-Feb- 2027	6.0	1	4.250	NR(LT)
3048	TASB MTN 2192D 24.2.2026 INITIAL MTNs T1-1A	UJ200045	MYBUJ2000450	24-Feb- 2026	6.0	2	4.200	NR(LT)
3049	TASB MTN 2192D 24.2.2026 INITIAL MTNs T1-2A	UJ200046	MYBUJ2000468	24-Feb- 2026	6.0	2	4.220	NR(LT)
3050	TASB MTN 2192D 24.2.2026 INITIAL MTNs T1-3A	UJ200047	MYBUJ2000476	24-Feb- 2026	6.0	2	4.200	NR(LT)
3051	TASB MTN 2192D 24.2.2026 INITIAL MTNs T1-4A	UJ200048	MYBUJ2000484	24-Feb- 2026	6.0	2	4.250	NR(LT)
3052	TASB MTN 2193D 24.2.2027 INITIAL MTNs T2(ii)-1B	UJ210047	MYBUJ2100474	24-Feb- 2027	6.0	2	4.210	NR(LT)
3053	TASB MTN 2193D 24.2.2027 INITIAL MTNs T2(ii)-2B	UJ210048	MYBUJ2100482	24-Feb- 2027	6.0	2	4.180	NR(LT)
3054	TASB MTN 2193D 24.2.2027 INITIAL MTNs T2(ii)-3B	UJ210049	MYBUJ2100490	24-Feb- 2027	6.0	2	4.200	NR(LT)
3055	TASB MTN 2193D 24.2.2027 INITIAL MTNs T2(ii)-4B	UJ210050	MYBUJ2100508	24-Feb- 2027	6.0	2	4.250	NR(LT)

LONG TERM CORPORATE BONDS/SUKUK OUTSTANDING AS OF 31 DECEMBER 2021								
NO	STOCK NAME	STOCK CODE	ISIN CODE	MATURITY DATE	ISSUE TENURE (Years)	O/S AMT (MYR Mil)	CPN RATE (%)	RATING
3056	TASB MTN 2256D 24.2.2027 INITIAL MTNs T2(i)-1B	UK200312	MYBUK2003122	24-Feb- 2027	6.2	1	4.210	NR(LT)
3057	TASB MTN 2256D 24.2.2027 INITIAL MTNs T2(i)-2B	UK200311	MYBUK2003114	24-Feb- 2027	6.2	1	4.180	NR(LT)
3058	TASB MTN 2256D 24.2.2027 INITIAL MTNs T2(i)-3B	UK200310	MYBUK2003106	24-Feb- 2027	6.2	1	4.200	NR(LT)
3059	TASB MTN 2256D 24.2.2027 INITIAL MTNs T2(i)-4B	UK200309	MYBUK2003098	24-Feb- 2027	6.2	1	4.250	NR(LT)
3060	TASB MTN 2557D 24.2.2027 INITIAL MTNs T1-1B	UK200049	MYBUK2000490	24-Feb- 2027	7.0	32	4.210	NR(LT)
3061	TASB MTN 2557D 24.2.2027 INITIAL MTNs T1-2B	UK200050	MYBUK2000508	24-Feb- 2027	7.0	32	4.240	NR(LT)
3062	TASB MTN 2557D 24.2.2027 INITIAL MTNs T1-3B	UK200051	MYBUK2000516	24-Feb- 2027	7.0	32	4.200	NR(LT)
3063	TASB MTN 2557D 24.2.2027 INITIAL MTNs T1-4B	UK200052	MYBUK2000524	24-Feb- 2027	7.0	32	4.250	NR(LT)
3064	TBE 5.900% 13.03.2037	PX170002	MYBPX1700028	13-Mar- 2037	20.0	800	5.900	NR(LT)
3065	TBE IMTN 5.180% 16.03.2022 (Tranche 2)	VE210090	MYBVE2100903	16-Mar- 2022	1.0	20	5.180	AA3
3066	TBE IMTN 5.250% 15.09.2022 (Tranche 3)	VF210101	MYBVF2101015	15-Sep- 2022	1.5	25	5.250	AA3
3067	TBE IMTN 5.300% 16.03.2023 (Tranche 4)	VF210100	MYBVF2101007	16-Mar- 2023	2.0	30	5.300	AA3
3068	TBE IMTN 5.350% 15.09.2023 (Tranche 5)	VG210099	MYBVG2100999	15-Sep- 2023	2.5	35	5.350	AA3
3069	TBE IMTN 5.400% 15.03.2024 (Tranche 6)	VG210098	MYBVG2100981	15-Mar- 2024	3.0	60	5.400	AA3
3070	TBE IMTN 5.450% 13.09.2024 (Tranche 7)	VH210097	MYBVH2100971	13-Sep- 2024	3.5	65	5.450	AA3
3071	TBE IMTN 5.500% 14.03.2025 (Tranche 8)	VH210096	MYBVH2100963	14-Mar- 2025	4.0	65	5.500	AA3
3072	TBE IMTN 5.550% 15.09.2025 (Tranche 9)	VI210095	MYBVI2100953	15-Sep- 2025	4.5	70	5.550	AA3
3073	TBE IMTN 5.600% 16.03.2026 (Tranche 10)	VI210094	MYBVI2100946	16-Mar- 2026	5.0	75	5.600	AA3
3074	TBE IMTN 5.650% 15.09.2026 (Tranche 11)	VJ210093	MYBVJ2100936	15-Sep- 2026	5.5	75	5.650	AA3

LONG TERM CORPORATE BONDS/SUKUK OUTSTANDING AS OF 31 DECEMBER 2021								
NO	STOCK NAME	STOCK CODE	ISIN CODE	MATURITY DATE	ISSUE TENURE (Years)	O/S AMT (MYR Mil)	CPN RATE (%)	RATING
3075	TBE IMTN 5.700% 16.03.2027 (Tranche 12)	VJ210092	MYBVJ2100928	16-Mar-2027	6.0	155	5.700	AA3
3076	TBE IMTN 5.750% 15.09.2027 (Tranche 13)	VK210089	MYBVK2100892	15-Sep-2027	6.5	165	5.750	AA3
3077	TBE IMTN 5.800% 16.03.2028 (Tranche 14)	VK210088	MYBVK2100884	16-Mar-2028	7.0	165	5.800	AA3
3078	TBE IMTN 5.850% 15.09.2028 (Tranche 15)	VL210087	MYBVL2100874	15-Sep-2028	7.5	180	5.850	AA3
3079	TBE IMTN 5.900% 16.03.2029 (Tranche 16)	VL210086	MYBVL2100866	16-Mar-2029	8.0	185	5.900	AA3
3080	TBE IMTN 5.950% 14.09.2029 (Tranche 17)	VM210085	MYBVM2100856	14-Sep-2029	8.5	165	5.950	AA3
3081	TBE IMTN 6.000% 15.03.2030 (Tranche 18)	VM210084	MYBVM2100849	15-Mar-2030	9.0	165	6.000	AA3
3082	TBE IMTN 6.050% 13.09.2030 (Tranche 19)	VN210083	MYBVN2100839	13-Sep-2030	9.5	185	6.050	AA3
3083	TBE IMTN 6.100% 14.03.2031 (Tranche 20)	VN210082	MYBVN2100821	14-Mar-2031	10.0	190	6.100	AA3
3084	TBE IMTN 6.150% 15.09.2031 (Tranche 21)	VO210081	MYBVO2100811	15-Sep-2031	10.5	210	6.150	AA3
3085	TBE IMTN 6.200% 16.03.2032 (Tranche 22)	VO210080	MYBVO2100803	16-Mar-2032	11.0	650	6.200	AA3
3086	TECHNA MTN ST16/T2/2021 505D 11.11.2022	UF210236	MYBUF2102361	11-Nov-2022	1.4	1	1.000	NR(LT)
3087	TELEKOM IMTN 31.10.2028	VN180302	MYBVN1803029	31-Oct-2028	10.0	800	4.680	AAA
3088	TELEKOM IMTN 4.230% 10.06.2022	VK150133	MYBVK1501330	10-Jun-2022	7.0	300	4.230	AAA
3089	TELEKOM IMTN 4.342% 25.08.2023	VI180248	MYBVI1802484	25-Aug-2023	5.0	250	4.342	AAA
3090	TELEKOM IMTN 4.550% 07.10.2024	VN140335	MYBVN1403358	07-Oct-2024	10.0	300	4.550	AAA
3091	TELEKOM IMTN 4.550% 20.12.2024	VN140416	MYBVN1404166	20-Dec-2024	10.0	300	4.550	AAA
3092	TELEKOM IMTN 4.580% 03.09.2027	VN170241	MYBVN1702411	03-Sep-2027	10.0	500	4.580	AAA
3093	TELEKOM IMTN 4.730% 18.05.2028	VN180190	MYBVN1801908	18-May-2028	10.0	250	4.730	AAA

LONG TERM CORPORATE BONDS/SUKUK OUTSTANDING AS OF 31 DECEMBER 2021								
NO	STOCK NAME	STOCK CODE	ISIN CODE	MATURITY DATE	ISSUE TENURE (Years)	O/S AMT (MYR Mil)	CPN RATE (%)	RATING
3094	TELEKOM IMTN 4.738% 27.06.2024	VN140167	MYBVN1401675	27-Jun-2024	10.0	300	4.738	AAA
3095	TELEKOM IMTN 4.820% 21.03.2024	VN140053	MYBVN1400537	21-Mar-2024	10.0	300	4.820	AAA
3096	TELEKOM IMTN 4.88% 28.11.2025	VN150272	MYBVN1502720	28-Nov-2025	10.0	300	4.880	AAA
3097	TENAGA IMTN 03.08.2032	VS170227	MYBVS1702279	03-Aug-2032	15.0	500	4.950	AAA
3098	TENAGA IMTN 03.08.2037	VX170228	MYBVX1702287	03-Aug-2037	20.0	1,500	5.180	AAA
3099	TENAGA IMTN 2.900% 12.08.2030	VN200163	MYBVN2001631	12-Aug-2030	10.0	750	2.900	AAA
3100	TENAGA IMTN 27.08.2038	VX180252	MYBVX1802525	27-Aug-2038	20.0	2,000	4.980	AAA
3101	TENAGA IMTN 29.08.2033	VS180251	MYBVS1802517	29-Aug-2033	15.0	1,000	4.780	AAA
3102	TENAGA IMTN 3.250% 10.08.2035	VS200164	MYBVS2001648	10-Aug-2035	15.0	750	3.250	AAA
3103	TENAGA IMTN 3.550% 10.08.2040	VX200165	MYBVX2001655	10-Aug-2040	20.0	1,500	3.550	AAA
3104	TENAGA IMTN 3.920% 24.11.2028	VK210440	MYBVK2104407	24-Nov-2028	7.0	300	3.920	AAA
3105	TENAGA IMTN 4.080% 25.11.2031	VN210441	MYBVN2104419	25-Nov-2031	10.0	300	4.080	AAA
3106	TENAGA IMTN 4.470% 25.11.2036	VS210442	MYBVS2104426	25-Nov-2036	15.0	1,200	4.470	AAA
3107	TENAGA IMTN 4.670% 25.11.2041	VX210443	MYBVX2104434	25-Nov-2041	20.0	1,200	4.670	AAA
3108	TG EXCELLENCE SUKUK WAKALAH (TRANCHE 1)	PZ200004	MYBPZ2000043	27-Feb-2120	100.1	1,300	3.950	AA- IS (CG)
3109	TH1 0% 05.08.2039 (Junior Bonds-Series 2)	DX190008	MYBDX1900087	05-Aug-2039	20.0	60	0.000	A2
3110	TH1 0% 06.08.2038 (Junior Bonds-Series 1)	DW190007	MYBDW1900071	06-Aug-2038	19.0	60	0.000	A2
3111	TH1 IMTN 4.800% 04.08.2023 (Series 1)	VH190149	MYBVH1901494	04-Aug-2023	4.0	10	4.800	AA3
3112	TH1 IMTN 4.850% 06.08.2024 (Series 2)	VI190150	MYBVI1901500	06-Aug-2024	5.0	20	4.850	AA3

LONG TERM CORPORATE BONDS/SUKUK OUTSTANDING AS OF 31 DECEMBER 2021								
NO	STOCK NAME	STOCK CODE	ISIN CODE	MATURITY DATE	ISSUE TENURE (Years)	O/S AMT (MYR Mil)	CPN RATE (%)	RATING
3113	TH1 IMTN 4.900% 06.08.2025 (Series 3)	VJ190151	MYBVJ1901516	06-Aug-2025	6.0	20	4.900	AA3
3114	TH1 IMTN 4.950% 06.08.2026 (Series 4)	VK190152	MYBVK1901522	06-Aug-2026	7.0	20	4.950	AA3
3115	TH1 IMTN 5.000% 06.08.2027 (Series 5)	VL190153	MYBVL1901538	06-Aug-2027	8.0	25	5.000	AA3
3116	TH1 IMTN 5.050% 04.08.2028 (Series 6)	VM190154	MYBVM1901544	04-Aug-2028	9.0	30	5.050	AA3
3117	TH1 IMTN 5.100% 06.08.2029 (Series 7)	VN190155	MYBVN1901559	06-Aug-2029	10.0	30	5.100	AA3
3118	TH1 IMTN 5.150% 06.08.2030 (Series 8)	VO190156	MYBVO1901565	06-Aug-2030	11.0	35	5.150	AA3
3119	TH1 IMTN 5.200% 06.08.2031 (Series 9)	VP190157	MYBVP1901570	06-Aug-2031	12.0	35	5.200	AA3
3120	TH1 IMTN 5.300% 06.08.2032 (Series 10)	VQ190158	MYBVQ1901586	06-Aug-2032	13.0	35	5.300	AA3
3121	TH1 IMTN 5.400% 05.08.2033 (Series 11)	VR190159	MYBVR1901592	05-Aug-2033	14.0	40	5.400	AA3
3122	TH1 IMTN 5.500% 04.08.2034 (Series 12)	VS190160	MYBVS1901608	04-Aug-2034	15.0	40	5.500	AA3
3123	TH1 IMTN 5.600% 06.08.2035 (Series 13)	VT190161	MYBVT1901614	06-Aug-2035	16.0	40	5.600	AA3
3124	TH1 IMTN 5.700% 06.08.2036 (Series 14)	VU190162	MYBVU1901620	06-Aug-2036	17.0	45	5.700	AA3
3125	TH1 IMTN 5.800% 06.08.2037 (Series 15)	VV190163	MYBVV1901636	06-Aug-2037	18.0	45	5.800	AA3
3126	THRSB MTN 1006D 27.12.2021 (Tranche 2 Series 8)	UG190084	MYBUG1900847	29-Dec-2032	2.8	0	4.720	NR(LT)
3127	THRSB MTN 1096D 27.06.2022 (Tranche 2 Series 9)	UG190082	MYBUG1900821	29-Dec-2032	3.0	0	4.720	NR(LT)
3128	THRSB MTN 1187D 29/06/2022 (Tranche 2 Series 10)	UH190080	MYBUH1900803	29-Mar-2033	3.3	0	4.720	NR(LT)
3129	THRSB MTN 1280D 29.9.2022 (Tranche 2 Series 11)	UH190079	MYBUH1900795	29-Mar-2033	3.5	0	4.720	NR(LT)
3130	THRSB MTN 1371D 29.12.2022 (Tranche 2 Series 12)	UH190077	MYBUH1900779	29-Jun-2033	3.8	0	4.720	NR(LT)
3131	THRSB MTN 1461D 29.3.2023 (Tranche 2 Series 13)	UH190075	MYBUH1900753	29-Jun-2033	4.0	0	4.720	NR(LT)

LONG TERM CORPORATE BONDS/SUKUK OUTSTANDING AS OF 31 DECEMBER 2021								
NO	STOCK NAME	STOCK CODE	ISIN CODE	MATURITY DATE	ISSUE TENURE (Years)	O/S AMT (MYR Mil)	CPN RATE (%)	RATING
3132	THRSB MTN 1553D 29.6.2023 (Tranche 2 Series 14)	UI190073	MYBUI1900736	29-Jun-2023	4.3	0	4.720	NR(LT)
3133	THRSB MTN 1645D 29.9.2023 (Tranche 2 Series 15)	UI190072	MYBUI1900728	29-Sep-2023	4.5	0	4.720	NR(LT)
3134	THRSB MTN 1736D 29.12.2023 (Tranche 2 Series 16)	UI190070	MYBUI1900702	29-Dec-2023	4.8	0	4.720	NR(LT)
3135	THRSB MTN 1827D 29.3.2024 (Tranche 2 Series 17)	UI190068	MYBUI1900686	29-Mar-2024	5.0	0	4.720	NR(LT)
3136	THRSB MTN 1918D 28.6.2024 (Tranche 2 Series 18)	UJ190066	MYBUJ1900668	28-Jun-2024	5.3	0	4.720	NR(LT)
3137	THRSB MTN 2012D 30.9.2024 (Tranche 2 Series 19)	UJ190065	MYBUJ1900650	30-Sep-2024	5.5	0	4.720	NR(LT)
3138	THRSB MTN 2103D 30.12.2024 (Tranche 2 Series 20)	UJ190062	MYBUJ1900627	30-Dec-2024	5.8	0	4.720	NR(LT)
3139	THRSB MTN 2194D 31.3.2025 (Tranche 2 Series 21)	UJ190061	MYBUJ1900619	31-Mar-2025	6.0	0	4.720	NR(LT)
3140	THRSB MTN 2285D 30.6.2025 (Tranche 2 Series 22)	UK190060	MYBUK1900609	30-Jun-2025	6.3	0	4.720	NR(LT)
3141	THRSB MTN 2376D 29.9.2025 (Tranche 2 Series 23)	UK190094	MYBUK1900948	29-Sep-2025	6.5	0	4.720	NR(LT)
3142	THRSB MTN 2467D 29.12.2025 (Tranche 2 Series 24)	UK190096	MYBUK1900963	29-Dec-2025	6.8	0	4.720	NR(LT)
3143	THRSB MTN 2558D 30.3.2026 (Tranche 2 Series 25)	UK190105	MYBUK1901052	30/3/2026 0:00	7	0	4.72	NR(LT)
3144	THRSB MTN 2649D 29.6.2026 (Tranche 2 Series 26)	UL190103	MYBUL1901035	29/6/2026 0:00	7.3	0	4.72	NR(LT)
3145	THRSB MTN 2741D 29.9.2026 (Tranche 2 Series 27)	UL190101	MYBUL1901019	29/9/2026 0:00	7.5	0	4.72	NR(LT)
3146	THRSB MTN 2832D 29.12.2026 (Tranche 2 Series 28)	UL190099	MYBUL1900995	29/12/2026 0:00	7.8	0	4.72	NR(LT)
3147	THRSB MTN 2922D 29.3.2027 (Tranche 2 Series 29)	UL190097	MYBUL1900979	29/3/2027 0:00	8	0	4.72	NR(LT)
3148	THRSB MTN 3014D 29.6.2027 (Tranche 2 Series 30)	UM190111	MYBUM1901116	29/6/2027 0:00	8.3	0	4.72	NR(LT)
3149	THRSB MTN 3106D 29.9.2027 (Tranche 2 Series 31)	UM190109	MYBUM1901090	29/9/2027 0:00	8.5	0	4.72	NR(LT)
3150	THRSB MTN 3197D 29.12.2027 (Tranche 2 Series 32)	UM190108	MYBUM1901082	29/12/2027 0:00	8.8	0	4.72	NR(LT)

LONG TERM CORPORATE BONDS/SUKUK OUTSTANDING AS OF 31 DECEMBER 2021								
NO	STOCK NAME	STOCK CODE	ISIN CODE	MATURITY DATE	ISSUE TENURE (Years)	O/S AMT (MYR Mil)	CPN RATE (%)	RATING
3151	THRSB MTN 3288D 29.3.2028 (Tranche 2 Series 33)	UM190115	MYBUM1901157	29/3/2028 0:00	9	0	4.72	NR(LT)
3152	THRSB MTN 3380D 29.6.2028 (Tranche 2 Series 34)	UN190113	MYBUN1901130	29/6/2028 0:00	9.3	0	4.72	NR(LT)
3153	THRSB MTN 3472D 29.9.2028 (Tranche 2 Series 35)	UN190116	MYBUN1901163	29/9/2028 0:00	9.5	0	4.72	NR(LT)
3154	THRSB MTN 3563D 29.12.2028 (Tranche 2 Series 36)	UN190139	MYBUN1901395	29/12/2028 0:00	9.8	0	4.72	NR(LT)
3155	THRSB MTN 3653D 29.3.2029 (Tranche 2 Series 37)	UN190125	MYBUN1901254	29/3/2029 0:00	10	0	4.72	NR(LT)
3156	THRSB MTN 3745D 29.6.2029 (Tranche 2 Series 38)	UO190123	MYBUO1901237	29/6/2029 0:00	10.3	0	4.72	NR(LT)
3157	THRSB MTN 3836D 28.9.2029 (Tranche 2 Series 39)	UO190121	MYBUO1901211	28/9/2029 0:00	10.5	0	4.72	NR(LT)
3158	THRSB MTN 3930D 31.12.2029 (Tranche 2 Series 40)	UO190120	MYBUO1901203	31/12/2029 0:00	10.8	0	4.72	NR(LT)
3159	THRSB MTN 4018D 29.3.2030 (Tranche 2 Series 41)	UO190127	MYBUO1901278	29/3/2030 0:00	11	0	4.72	NR(LT)
3160	THRSB MTN 4109D 28.6.2030 (Tranche 2 Series 42)	UP190124	MYBUP1901242	28/6/2030 0:00	11.3	0	4.72	NR(LT)
3161	THRSB MTN 4203D 30.9.2030 (Tranche 2 Series 43)	UP190130	MYBUP1901309	30/9/2030 0:00	11.5	0	4.72	NR(LT)
3162	THRSB MTN 4294D 30.12.2030 (Tranche 2 Series 44)	UP190129	MYBUP1901291	30/12/2030 0:00	11.8	0	4.72	NR(LT)
3163	THRSB MTN 4382D 28.3.2031 (Tranche 2 Series 45)	UP190136	MYBUP1901366	28/3/2031 0:00	12	0	4.72	NR(LT)
3164	THRSB MTN 4473D 27.6.2031 (Tranche 2 Series 46)	UQ190134	MYBUQ1901349	27/6/2031 0:00	12.3	0	4.72	NR(LT)
3165	THRSB MTN 485D 29.06.20 (Tranche 2 Series 2)	UF190057	MYBUF1900575	29/9/2031 0:00	1.3	0	4.72	NR(LT)
3166	THRSB MTN 550D 29.09.2020 (Tranche 2 Series 3)	UF190093	MYBUF1900930	29/12/2031 0:00	1.5	0	4.72	NR(LT)
3167	THRSB MTN 641D 29.12.20 (Tranche 2 Series 4)	UF190091	MYBUF1900914	29/3/2032 0:00	1.8	0	4.72	NR(LT)
3168	THRSB MTN 731D 29.03.2021 (Tranche 2 Series 5)	UF190089	MYBUF1900898	29/6/2032 0:00	2	0	4.72	NR(LT)
3169	THRSB MTN 823D 29.06.21 (Tranche 2 Series 6)	UG190088	MYBUG1900888	29/9/2032 0:00	2.3	0	4.72	NR(LT)



LONG TERM CORPORATE BONDS/SUKUK OUTSTANDING AS OF 31 DECEMBER 2021								
NO	STOCK NAME	STOCK CODE	ISIN CODE	MATURITY DATE	ISSUE TENURE (Years)	O/S AMT (MYR Mil)	CPN RATE (%)	RATING
3170	THRSB MTN 915D 29.09.2021 (Tranche 2 Series 7)	UG190086	MYBUG1900862	29/9/2032 0:00	2.5	0	4.72	NR(LT)
3171	THRSB MTN Tranche 1 Series 47 1461D 29.5.2024	UH200111	MYBUH2001114	29/5/2024 0:00	4	2	4.72	NR(LT)
3172	THRSB MTN Tranche 1 Series 48 1795D 29.5.2025	UI200145	MYBUI2001450	29/5/2025 0:00	4.9	2	4.72	NR(LT)
3173	THRSB Tanche 1 Series 41 MTN 4018D 29.3.2030	UO190140	MYBUO1901401	29/3/2030 0:00	11	19	4.72	NR(LT)
3174	THRSB Tranche 1 Serie 7 MTN 915D 29.9.2021	UG190087	MYBUG1900870	29/6/2032 0:00	2.5	6	4.72	NR(LT)
3175	THRSB Tranche 1 Series 10 MTN 1188D 29.6.2022	UH190081	MYBUH1900811	29/12/2032 0:00	3.3	6	4.72	NR(LT)
3176	THRSB Tranche 1 Series 11 MTN 1280D 29.09.2022	UH190078	MYBUH1900787	29/12/2032 0:00	3.5	6	4.72	NR(LT)
3177	THRSB Tranche 1 Series 12 MTN 1371D 29.12.2022	UH190076	MYBUH1900761	29/3/2033 0:00	3.8	6	4.72	NR(LT)
3178	THRSB Tranche 1 Series 13 MTN 1461D 29.3.2023	UH190074	MYBUH1900746	29/3/2033 0:00	4	6	4.72	NR(LT)
3179	THRSB Tranche 1 Series 14 MTN 1553D 29.6.2023	UI190071	MYBUI1900710	29/6/2023 0:00	4.3	12	4.72	NR(LT)
3180	THRSB Tranche 1 Series 15 MTN 29.09.23	UI190146	MYBUI1901460	29/9/2023 0:00	5	12	4.72	NR(LT)
3181	THRSB Tranche 1 Series 16 MTN 1736D 29.12.2023	UI190064	MYBUI1900645	29/12/2023 0:00	4.8	12	4.72	NR(LT)
3182	THRSB Tranche 1 Series 17 MTN 1827D 29.3.2024	UI190063	MYBUI1900637	29/3/2024 0:00	5	12	4.72	NR(LT)
3183	THRSB Tranche 1 Series 18 MTN 1918D 28.6.2024	UJ190059	MYBUJ1900593	28/6/2024 0:00	5.3	12	4.72	NR(LT)
3184	THRSB Tranche 1 Series 19 MTN 2012D 30.9.2024	UJ190095	MYBUJ1900957	30/9/2024 0:00	5.5	12	4.72	NR(LT)
3185	THRSB Tranche 1 Series 2 MTN 458D 29.6.2020	UF190056	MYBUF1900567	27/6/2031 0:00	1.3	6	4.72	NR(LT)
3186	THRSB Tranche 1 Series 20 MTN 2103D 30.12.2024	UJ190104	MYBUJ1901047	30/12/2024 0:00	5.8	12	4.72	NR(LT)
3187	THRSB Tranche 1 Series 21 MTN 2194D 31.3.2025	UJ190102	MYBUJ1901021	31/3/2025 0:00	6	12	4.72	NR(LT)
3188	THRSB Tranche 1 Series 22 MTN 2285D 30.6.2025	UK190100	MYBUK1901003	30/6/2025 0:00	6.3	12	4.72	NR(LT)

LONG TERM CORPORATE BONDS/SUKUK OUTSTANDING AS OF 31 DECEMBER 2021								
NO	STOCK NAME	STOCK CODE	ISIN CODE	MATURITY DATE	ISSUE TENURE (Years)	O/S AMT (MYR Mil)	CPN RATE (%)	RATING
3189	THRSB Tranche 1 Series 23 MTN 2376D 29.9.2025	UK190098	MYBUK1900989	29/9/2025 0:00	6.5	12	4.72	NR(LT)
3190	THRSB Tranche 1 Series 24 MTN 2467D 29.12.2025	UK190106	MYBUK1901060	29/12/2025 0:00	6.8	12	4.72	NR(LT)
3191	THRSB Tranche 1 Series 25 MTN 2558D 30.3.2026	UK190110	MYBUK1901102	30/3/2026 0:00	7	12	4.72	NR(LT)
3192	THRSB Tranche 1 Series 26 MTN 2649D 29.6.2026	UL190107	MYBUL1901076	29/6/2026 0:00	7.3	12	4.72	NR(LT)
3193	THRSB Tranche 1 Series 27 MTN 2741D 29.9.2026	UL190114	MYBUL1901142	29/9/2026 0:00	7.5	12	4.72	NR(LT)
3194	THRSB Tranche 1 Series 28 MTN 2832D 29.12.2026	UL190112	MYBUL1901126	29/12/2026 0:00	7.8	12	4.72	NR(LT)
3195	THRSB Tranche 1 Series 29 MTN 2922D 29.3.2027	UL190118	MYBUL1901183	29/3/2027 0:00	8	12	4.72	NR(LT)
3196	THRSB Tranche 1 Series 3 MTN 550D 29.9.2020	UF190058	MYBUF1900583	29/9/2031 0:00	1.5	6	4.72	NR(LT)
3197	THRSB Tranche 1 Series 30 MTN 3014D 29.6.2027	UM190117	MYBUM1901173	29/6/2027 0:00	8.3	19	4.72	NR(LT)
3198	THRSB Tranche 1 Series 31 MTN 3106D 29.9.2027	UM190138	MYBUM1901389	29/9/2027 0:00	8.5	19	4.72	NR(LT)
3199	THRSB Tranche 1 Series 32 MTN 3197D 29.12.2027	UM190122	MYBUM1901223	29/12/2027 0:00	8.8	19	4.72	NR(LT)
3200	THRSB Tranche 1 Series 33 MTN 3288D 29.3.2028	UM190119	MYBUM1901199	29/3/2028 0:00	9	19	4.72	NR(LT)
3201	THRSB Tranche 1 Series 34 MTN 3380D 29.6.2028	UN190126	MYBUN1901262	29/6/2028 0:00	9.3	19	4.72	NR(LT)
3202	THRSB Tranche 1 Series 35 MTN 3472D 29.9.2028	UN190131	MYBUN1901312	29/9/2028 0:00	9.5	19	4.72	NR(LT)
3203	THRSB Tranche 1 Series 36 MTN 3563D 29.12.2028	UN190128	MYBUN1901288	29/12/2028 0:00	9.8	19	4.72	NR(LT)
3204	THRSB Tranche 1 Series 37 MTN 3653D 29.3.2029	UN190137	MYBUN1901379	29/3/2029 0:00	10	19	4.72	NR(LT)
3205	THRSB Tranche 1 Series 38 MTN 3745D 29.6.2029	UO190135	MYBUO1901351	29/6/2029 0:00	10.3	19	4.72	NR(LT)
3206	THRSB Tranche 1 Series 39 MTN 3836D 28.9.2029	UO190133	MYBUO1901336	28/9/2029 0:00	10.5	19	4.72	NR(LT)
3207	THRSB Tranche 1 Series 4 MTN 641D 29.12.2020	UF190069	MYBUF1900690	29/12/2031 0:00	1.8	6	4.72	NR(LT)

LONG TERM CORPORATE BONDS/SUKUK OUTSTANDING AS OF 31 DECEMBER 2021								
NO	STOCK NAME	STOCK CODE	ISIN CODE	MATURITY DATE	ISSUE TENURE (Years)	O/S AMT (MYR Mil)	CPN RATE (%)	RATING
3208	THRSB Tranche 1 Series 40 MTN 3930D 31.12.2029	UO190141	MYBUO1901419	31/12/2029 0:00	10.8	19	4.72	NR(LT)
3209	THRSB Tranche 1 Series 42 MTN 4109D 28.6.2030	UP190142	MYBUP1901424	28/6/2030 0:00	11.3	21	4.72	NR(LT)
3210	THRSB Tranche 1 Series 43 MTN 4203D 30.9.2030	UP190143	MYBUP1901432	30/9/2030 0:00	11.5	21	4.72	NR(LT)
3211	THRSB Tranche 1 Series 44 MTN 4294D 30.12.2030	UP190144	MYBUP1901440	30/12/2030 0:00	11.8	21	4.72	NR(LT)
3212	THRSB Tranche 1 Series 45 MTN 4382D 28.3.2031	UP190145	MYBUP1901457	28/3/2031 0:00	12	21	4.72	NR(LT)
3213	THRSB Tranche 1 Series 46 MTN 1095D 29.5.2023	UG200112	MYBUG2001124	29/5/2023 0:00	3	2	4.72	NR(LT)
3214	THRSB Tranche 1 Series 49 MTN 2130D 29.5.2026	UJ200152	MYBUJ2001524	29/5/2026 0:00	5.8	2	4.72	NR(LT)
3215	THRSB Tranche 1 Series 5 MTN 731D 29.3.2021	UF190092	MYBUF1900922	29/3/2032 0:00	2	6	4.72	NR(LT)
3216	THRSB Tranche 1 Series 50 MTN 2464D 28.5.2027	UK200179	MYBUK2001795	28/5/2027 0:00	6.8	2	4.72	NR(LT)
3217	THRSB Tranche 1 Series 51 MTN 2799D 29.5.2028	UL200203	MYBUL2002031	29/5/2028 0:00	7.7	2	4.72	NR(LT)
3218	THRSB Tranche 1 Series 52 MTN 3133D 29.5.2029	UM200252	MYBUM2002526	29/5/2029 0:00	8.6	2	4.72	NR(LT)
3219	THRSB Tranche 1 Series 53 MTN 3498D 29.5.2030	UN200251	MYBUN2002516	29/5/2030 0:00	9.6	0	4.72	NR(LT)
3220	THRSB Tranche 1 Series 6 MTN 823D 29.6.2021	UG190090	MYBUG1900904	29/6/2032 0:00	2.3	6	4.72	NR(LT)
3221	THRSB Tranche 1 Series 8 MTN 1006D 29.12.2021	UG190085	MYBUG1900854	29/9/2032 0:00	2.8	6	4.72	NR(LT)
3222	THRSB Tranche 1 Series 9 MTN 1096D 29.3.2022	UG190083	MYBUG1900839	29/9/2032 0:00	3	6	4.72	NR(LT)
3223	TKLM IMTN 4.83% 24.05.2022	VG200003	MYBVG2000033	24/5/2022 0:00	2.3	2	4.83	NR(LT)
3224	TKLM IMTN 4.83% 31.07.2026	VK190138	MYBVK1901381	31/7/2026 0:00	7	80	4.83	NR(LT)
3225	TMSB Junior Sukuk Murabahah 21.08.2037 (Series 2)	VW180245	MYBVW1802451	21/8/2037 0:00	19	40	3	NR(LT)
3226	TMSB Junior Sukuk Murabahah 21.10.2039 (Series 3)	VV190228	MYBVV1902287	21/10/2039 0:00	18	84	3	NR(LT)

LONG TERM CORPORATE BONDS/SUKUK OUTSTANDING AS OF 31 DECEMBER 2021								
NO	STOCK NAME	STOCK CODE	ISIN CODE	MATURITY DATE	ISSUE TENURE (Years)	O/S AMT (MYR Mil)	CPN RATE (%)	RATING
3227	TMSB Junior Sukuk Murabahah 23.10.2036 (Series 1)	VW170339	MYBVW1703394	23/10/2036 0:00	19	27	3	NR(LT)
3228	TMSB Senior Sukuk Murabahah 21.10.2022 (Tranche 1)	PI170011	MYBPI1700110	21/10/2022 0:00	5	40	4.75	AA1
3229	TMSB Senior Sukuk Murabahah 21.10.2033(Tranche 12)	PT170022	MYBPT1700224	21/10/2033 0:00	16	50	5.6	AA1
3230	TMSB Senior Sukuk Murabahah 22.10.2027 (Tranche 6)	PN170016	MYBPN1700169	22/10/2027 0:00	10	44	5.05	AA1
3231	TMSB Senior Sukuk Murabahah 22.10.2032(Tranche 11)	PS170021	MYBPS1700218	22/10/2032 0:00	15	50	5.5	AA1
3232	TMSB Senior Sukuk Murabahah 23.10.2023 (Tranche 2)	PJ170012	MYBPJ1700126	23/10/2023 0:00	6	40	4.8	AA1
3233	TMSB Senior Sukuk Murabahah 23.10.2024 (Tranche 3)	PK170013	MYBPK1700132	23/10/2024 0:00	7	40	4.85	AA1
3234	TMSB Senior Sukuk Murabahah 23.10.2025 (Tranche 4)	PL170014	MYBPL1700148	23/10/2025 0:00	8	40	4.95	AA1
3235	TMSB Senior Sukuk Murabahah 23.10.2026 (Tranche 5)	PM170015	MYBPM1700153	23/10/2026 0:00	9	40	5	AA1
3236	TMSB Senior Sukuk Murabahah 23.10.2028 (Tranche 7)	PO170017	MYBPO1700175	23/10/2028 0:00	11	45	5.15	AA1
3237	TMSB Senior Sukuk Murabahah 23.10.2029 (Tranche 8)	PP170018	MYBPP1700180	23/10/2029 0:00	12	50	5.25	AA1
3238	TMSB Senior Sukuk Murabahah 23.10.2030 (Tranche 9)	PQ170019	MYBPQ1700196	23/10/2030 0:00	13	50	5.3	AA1
3239	TMSB Senior Sukuk Murabahah 23.10.2031(Tranche 10)	PR170020	MYBPR1700202	23/10/2031 0:00	14	50	5.4	AA1
3240	TMSB Senior Sukuk Murabahah 23.10.2034(Tranche 13)	PU170023	MYBPU1700230	23/10/2034 0:00	17	50	5.75	AA1
3241	TMSB Senior Sukuk Murabahah 23.10.2035(Tranche 14)	PV170024	MYBPV1700246	23/10/2035 0:00	18	50	5.9	AA1
3242	TNB NE 3.950% 30.05.2022	PM130022	MYBPM1300228	30/5/2022 0:00	9	30	3.95	AAA IS
3243	TNB NE 3.990% 29.11.2022	PN130021	MYBPN1300218	29/11/2022 0:00	9.5	35	3.99	AAA IS
3244	TNB NE 4.030% 29.05.2023	PN130020	MYBPN1300200	29/5/2023 0:00	10	35	4.03	AAA IS

LONG TERM CORPORATE BONDS/SUKUK OUTSTANDING AS OF 31 DECEMBER 2021								
NO	STOCK NAME	STOCK CODE	ISIN CODE	MATURITY DATE	ISSUE TENURE (Years)	O/S AMT (MYR Mil)	CPN RATE (%)	RATING
3245	TNB NE 4.055% 29.11.2023	PO130019	MYBPO1300190	29/11/2023 0:00	10.5	35	4.055	AAA IS
3246	TNB NE 4.080% 29.05.2024	PO130018	MYBPO1300182	29/5/2024 0:00	11	35	4.08	AAA IS
3247	TNB NE 4.105% 29.11.2024	PP130026	MYBPP1300262	29/11/2024 0:00	11.5	35	4.105	AAA IS
3248	TNB NE 4.130% 29.05.2025	PP130025	MYBPP1300254	29/5/2025 0:00	12	35	4.13	AAA IS
3249	TNB NE 4.155% 28.11.2025	PQ130024	MYBPQ1300245	28/11/2025 0:00	12.5	35	4.155	AAA IS
3250	TNB NE 4.180% 29.05.2026	PQ130023	MYBPQ1300237	29/5/2026 0:00	13	35	4.18	AAA IS
3251	TNB NE 4.205% 30.11.2026	PR130036	MYBPR1300367	30/11/2026 0:00	13.5	45	4.205	AAA IS
3252	TNB NE 4.230% 31.05.2027	PR130035	MYBPR1300359	31/5/2027 0:00	14	40	4.23	AAA IS
3253	TNB NE 4.255% 29.11.2027	PS130034	MYBPS1300340	29/11/2027 0:00	14.5	45	4.255	AAA IS
3254	TNB NE 4.280% 29.05.2028	PS130033	MYBPS1300332	29/5/2028 0:00	15	45	4.28	AAA IS
3255	TNB NE 4.315% 29.11.2028	PT130032	MYBPT1300322	29/11/2028 0:00	15.5	50	4.315	AAA IS
3256	TNB NE 4.350% 29.05.2029	PT130031	MYBPT1300314	29/5/2029 0:00	16	50	4.35	AAA IS
3257	TNB NE 4.385% 29.11.2029	PU130030	MYBPU1300304	29/11/2029 0:00	16.5	50	4.385	AAA IS
3258	TNB NE 4.420% 29.05.2030	PU130029	MYBPU1300296	29/5/2030 0:00	17	50	4.42	AAA IS
3259	TNB NE 4.455% 29.11.2030	PV130028	MYBPV1300286	29/11/2030 0:00	17.5	50	4.455	AAA IS
3260	TNB NE 4.480% 29.05.2031	PV130027	MYBPV1300278	29/5/2031 0:00	18	50	4.48	AAA IS
3261	TNB NE 4.515% 28.11.2031	PW130046	MYBPW1300466	28/11/2031 0:00	18.5	55	4.515	AAA IS
3262	TNB NE 4.550% 31.05.2032	PW130045	MYBPW1300458	31/5/2032 0:00	19	50	4.55	AAA IS
3263	TNB NE 4.585% 29.11.2032	PX130044	MYBPX1300449	29/11/2032 0:00	19.5	55	4.585	AAA IS

LONG TERM CORPORATE BONDS/SUKUK OUTSTANDING AS OF 31 DECEMBER 2021								
NO	STOCK NAME	STOCK CODE	ISIN CODE	MATURITY DATE	ISSUE TENURE (Years)	O/S AMT (MYR Mil)	CPN RATE (%)	RATING
3264	TNB NE 4.620% 30.05.2033	PX130043	MYBPX1300431	30/5/2033 0:00	20	55	4.62	AAA IS
3265	TNB NE 4.655% 29.11.2033	PY130042	MYBPY1300421	29/11/2033 0:00	20.5	55	4.655	AAA IS
3266	TNB NE 4.690% 29.05.2034	PY130041	MYBPY1300413	29/5/2034 0:00	21	50	4.69	AAA IS
3267	TNB NE 4.725% 29.11.2034	PZ130040	MYBPZ1300402	29/11/2034 0:00	21.5	55	4.725	AAA IS
3268	TNB NE 4.760% 29.05.2035	PZ130039	MYBPZ1300394	29/5/2035 0:00	22	50	4.76	AAA IS
3269	TNB NE 4.795% 29.11.2035	PZ130038	MYBPZ1300386	29/11/2035 0:00	22.5	55	4.795	AAA IS
3270	TNB NE 4.830% 29.05.2036	PZ130037	MYBPZ1300378	29/5/2036 0:00	23	55	4.83	AAA IS
3271	TNB WE 5.060% 30.07.2024 - Tranche 1	PO140001	MYBPO1400016	30/7/2024 0:00	10.5	100	5.06	AAA IS
3272	TNB WE 5.100% 30.01.2025 - Tranche 2	PO140002	MYBPO1400024	30/1/2025 0:00	11	105	5.1	AAA IS
3273	TNB WE 5.140% 30.07.2025 - Tranche 3	PP140003	MYBPP1400039	30/7/2025 0:00	11.5	105	5.14	AAA IS
3274	TNB WE 5.180% 30.01.2026 - Tranche 4	PP140004	MYBPP1400047	30/1/2026 0:00	12	110	5.18	AAA IS
3275	TNB WE 5.210% 30.07.2026 - Tranche 5	PQ140005	MYBPQ1400052	30/7/2026 0:00	12.5	110	5.21	AAA IS
3276	TNB WE 5.230% 29.01.2027 - Tranche 6	PQ140006	MYBPQ1400060	29/1/2027 0:00	13	115	5.23	AAA IS
3277	TNB WE 5.260% 30.07.2027 - Tranche 7	PR140007	MYBPR1400076	30/7/2027 0:00	13.5	115	5.26	AAA IS
3278	TNB WE 5.290% 28.01.2028 - Tranche 8	PR140008	MYBPR1400084	28/1/2028 0:00	14	120	5.29	AAA IS
3279	TNB WE 5.320% 28.07.2028 - Tranche 9	PS140009	MYBPS1400090	28/7/2028 0:00	14.5	120	5.32	AAA IS
3280	TNB WE 5.350% 30.01.2029 - Tranche 10	PS140010	MYBPS1400108	30/1/2029 0:00	15	120	5.35	AAA IS
3281	TNB WE 5.370% 30.07.2029 - Tranche 11	PT140011	MYBPT1400114	30/7/2029 0:00	15.5	120	5.37	AAA IS
3282	TNB WE 5.440% 30.01.2030 - Tranche 12	PT140012	MYBPT1400122	30/1/2030 0:00	16	130	5.44	AAA IS

LONG TERM CORPORATE BONDS/SUKUK OUTSTANDING AS OF 31 DECEMBER 2021								
NO	STOCK NAME	STOCK CODE	ISIN CODE	MATURITY DATE	ISSUE TENURE (Years)	O/S AMT (MYR Mil)	CPN RATE (%)	RATING
3283	TNB WE 5.460% 30.07.2030 - Tranche 13	PU140013	MYBPU1400138	30/7/2030 0:00	16.5	130	5.46	AAA IS
3284	TNB WE 5.480% 30.01.2031 - Tranche 14	PU140014	MYBPU1400146	30/1/2031 0:00	17	135	5.48	AAA IS
3285	TNB WE 5.500% 30.07.2031 - Tranche 15	PV140015	MYBPV1400151	30/7/2031 0:00	17.5	135	5.5	AAA IS
3286	TNB WE 5.520% 30.01.2032 - Tranche 16	PV140016	MYBPV1400169	30/1/2032 0:00	18	140	5.52	AAA IS
3287	TNB WE 5.540% 30.07.2032 - Tranche 17	PW140017	MYBPW1400175	30/7/2032 0:00	18.5	140	5.54	AAA IS
3288	TNB WE 5.760% 28.01.2033 - Tranche 18	PW140018	MYBPW1400183	28/1/2033 0:00	19	145	5.76	AAA IS
3289	TNB WE 5.780% 29.07.2033 - Tranche 19	PX140019	MYBPX1400199	29/7/2033 0:00	19.5	145	5.78	AAA IS
3290	TNB WE 5.800% 30.01.2034 - Tranche 20	PX140020	MYBPX1400207	30/1/2034 0:00	20	1315	5.8	AAA IS
3291	TOYOTA CAP IMTN 3.150% 29.11.2023 - IMTN 4	VF210444	MYBVF2104449	29/11/2023 0:00	2	100	3.15	AAA (S)
3292	TOYOTA CAP IMTN 3.400% 13.02.2026 - IMTN 2	VI210043	MYBVI2100433	13/2/2026 0:00	4.9	105	3.4	AAA (S)
3293	TOYOTA CAP IMTN 3.600% 13.02.2026 - IMTN 3	VI210147	MYBVI2101472	13/2/2026 0:00	4.8	45	3.6	AAA (S)
3294	TOYOTA CAP MTN 1127D 23.2.2023 - MTN 4	UH200007	MYBUH2000074	23/2/2023 0:00	3.1	100	3.7	AAA (S)
3295	TOYOTA CAP MTN 1249D 18.10.2024 - MTN10	UH210181	MYBUH2101815	18/10/2024 0:00	3.4	50	3.5	AAA (S)
3296	TOYOTA CAP MTN 1310D 17.10.2024 - MTN 9	UH210099	MYBUH2100999	17/10/2024 0:00	3.6	50	3.3	AAA (S)
3297	TOYOTA CAP MTN 1794D 26.9.2025 - MTN 8	UI200244	MYBUI2002441	26/9/2025 0:00	4.9	50	3.1	AAA (S)
3298	TOYOTA CAP MTN 1824D 25.7.2025 - MTN 7	UI200149	MYBUI2001492	25/7/2025 0:00	5	100	3.1	AAA (S)
3299	TOYOTA CAP MTN 1826D 24.1.2023 - MTN 2	UI180018	MYBUI1800183	24/1/2023 0:00	5	100	4.65	AAA (S)
3300	TOYOTA CAP MTN 1827D 22.7.2024 - MTN 3	UI190237	MYBUI1902377	22/7/2024 0:00	5	150	4.15	AAA (S)
3301	TOYOTA CAP MTN 1827D 27.2.2025 - MTN 6	UI200053	MYBUI2000536	27/2/2025 0:00	5	100	3.6	AAA (S)

LONG TERM CORPORATE BONDS/SUKUK OUTSTANDING AS OF 31 DECEMBER 2021								
NO	STOCK NAME	STOCK CODE	ISIN CODE	MATURITY DATE	ISSUE TENURE (Years)	O/S AMT (MYR Mil)	CPN RATE (%)	RATING
3302	TOYOTA CAP MTN 1827D 30.1.2025 - MTN 5	UI200031	MYBUI2000312	30/1/2025 0:00	5	100	3.8	AAA (S)
3303	TPCSB Tranche 1 Series 39 MTN 4230D 27.10.2032	UP210122	MYBUP2101222	27/10/2032 0:00	11.6	65	4.61	NR(LT)
3304	TPCSB Tranche 1 Series 26 MTN 3042D 27.7.2029	UM210135	MYBUM2101351	27/7/2029 0:00	8.3	41	4.61	NR(LT)
3305	TPCSB Tranche 1 Serie 33 MTN 3679D 25.4.2031	UO210128	MYBUO2101282	25/4/2031 0:00	10.1	57	4.61	NR(LT)
3306	TPCSB Tranche 1 Series 1 MTN 820D 27.4.2023	UG210008	MYBUG2100082	27/4/2023 0:00	2.2	8	4.61	NR(LT)
3307	TPCSB Tranche 1 Series 10 MTN 1640D 25.7.2025	UI210010	MYBUI2100104	25/7/2025 0:00	4.5	16	4.61	NR(LT)
3308	TPCSB Tranche 1 Series 11 MTN 1734D 27.10.2025	UI210009	MYBUI2100096	27/10/2025 0:00	4.8	16	4.61	NR(LT)
3309	TPCSB Tranche 1 Series 12 MTN 1826D 27.1.2026	UI210028	MYBUI2100286	27/1/2026 0:00	5	16	4.61	NR(LT)
3310	TPCSB Tranche 1 Series 13 MTN 1916D 27.4.2026	UJ210027	MYBUJ2100276	27/4/2026 0:00	5.2	16	4.61	NR(LT)
3311	TPCSB Tranche 1 Series 14 MTN 2007D 27.7.2026	UJ210026	MYBUJ2100268	27/7/2026 0:00	5.5	16	4.61	NR(LT)
3312	TPCSB Tranche 1 Series 15 MTN 2099D 27.10.2026	UJ210025	MYBUJ2100250	27/10/2026 0:00	5.8	16	4.61	NR(LT)
3313	TPCSB Tranche 1 Series 16 MTN 2191D 27.1.2027	UJ210024	MYBUJ2100243	27/1/2027 0:00	6	16	4.61	NR(LT)
3314	TPCSB Tranche 1 Series 17 MTN 2281D 27.4.2027	UK210023	MYBUK2100233	27/4/2027 0:00	6.2	33	4.61	NR(LT)
3315	TPCSB Tranche 1 Series 18 MTN 2372D 27.7.2027	UK210022	MYBUK2100225	27/7/2027 0:00	6.5	33	4.61	NR(LT)
3316	TPCSB Tranche 1 Series 19 MTN 2464D 27.10.2027	UK210021	MYBUK2100217	27/10/2027 0:00	6.8	33	4.61	NR(LT)
3317	TPCSB Tranche 1 Series 2 MTN 911D 27.7.2023	UG210018	MYBUG2100181	27/7/2023 0:00	2.5	8	4.61	NR(LT)
3318	TPCSB Tranche 1 Series 20 MTN 2556D 27.1.2028	UK210020	MYBUK2100209	27/1/2028 0:00	7	33	4.61	NR(LT)
3319	TPCSB Tranche 1 Series 21a MTN 2647D 27.4.2028	UL210019	MYBUL2100199	27/4/2028 0:00	7.3	9	4.61	NR(LT)
3320	TPCSB Tranche 1 Series 21b MTN 2586D 27.4.2028	UL210140	MYBUL2101403	27/4/2028 0:00	7.1	23	4.61	NR(LT)



LONG TERM CORPORATE BONDS/SUKUK OUTSTANDING AS OF 31 DECEMBER 2021								
NO	STOCK NAME	STOCK CODE	ISIN CODE	MATURITY DATE	ISSUE TENURE (Years)	O/S AMT (MYR Mil)	CPN RATE (%)	RATING
3321	TPCSB Tranche 1 Series 22 MTN 2677D 27.7.2028	UL210139	MYBUL2101395	27/7/2028 0:00	7.3	33	4.61	NR(LT)
3322	TPCSB Tranche 1 Series 23 MTN 2769D 27.10.2028	UL210138	MYBUL2101387	27/10/2028 0:00	7.6	33	4.61	NR(LT)
3323	TPCSB Tranche 1 Series 24 MTN 2860D 26.1.2029	UL210137	MYBUL2101379	26/1/2029 0:00	7.8	33	4.61	NR(LT)
3324	TPCSB Tranche 1 Series 25 MTN 2951D 27.4.2029	UM210136	MYBUM2101369	27/4/2029	8.1	41	4.61	NR(LT)
3325	TPCSB Tranche 1 Series 27 MTN 3133D 26.10.2029	UM210134	MYBUM2101344	26/10/2029	8.6	41	4.61	NR(LT)
3326	TPCSB Tranche 1 Series 28 MTN 3224D 25.1.2030	UM210133	MYBUM2101336	25/1/2030	8.8	41	4.61	NR(LT)
3327	TPCSB Tranche 1 Series 29 MTN 3315D 26.4.2030	UN210132	MYBUN2101326	26/4/2030	9.1	49	4.61	NR(LT)
3328	TPCSB Tranche 1 Series 3 MTN 1003D 27.10.2023	UG210017	MYBUG2100173	27/10/2023	2.7	8	4.61	NR(LT)
3329	TPCSB Tranche 1 Series 30 MTN 3406D 26.7.2030	UN210131	MYBUN2101318	26/7/2030	9.3	49	4.61	NR(LT)
3330	TPCSB Tranche 1 Series 31 MTN 3497D 25.10.2030	UN210130	MYBUN2101300	25/10/2030	9.6	49	4.61	NR(LT)
3331	TPCSB Tranche 1 Series 32 MTN 3591D 27.1.2031	UN210143	MYBUN2101433	27/1/2031	9.8	49	4.61	NR(LT)
3332	TPCSB Tranche 1 Series 34 MTN 3770D 25.7.2031	UO210142	MYBUO2101423	25/7/2031	10.3	57	4.61	NR(LT)
3333	TPCSB Tranche 1 Series 35 MTN 3864D 27.10.2031	UO210126	MYBUO2101266	27/10/2031	10.6	57	4.61	NR(LT)
3334	TPCSB Tranche 1 Series 36 MTN 3956D 27.1.2032	UO210125	MYBUO2101258	27/1/2032	10.8	57	4.61	NR(LT)
3335	TPCSB Tranche 1 Series 37 MTN 4047D 27.4.2032	UP210123	MYBUP2101230	27/4/2032	11.1	65	4.61	NR(LT)
3336	TPCSB Tranche 1 Series 38 MTN 4138D 27.7.2032	UP210124	MYBUP2101248	27/7/2032	11.3	65	4.61	NR(LT)
3337	TPCSB Tranche 1 Series 4 MTN 1094D 26.1.2024	UG210016	MYBUG2100165	26/1/2024	3	8	4.61	NR(LT)
3338	TPCSB Tranche 1 Series 40a MTN 4322D 27.1.2033	UP210121	MYBUP2101214	27/1/2033	11.8	35	4.61	NR(LT)
3339	TPCSB Tranche 1 Series 5 MTN 1185D 26.4.2024	UH210015	MYBUH2100155	26/4/2024	3.2	8	4.61	NR(LT)

LONG TERM CORPORATE BONDS/SUKUK OUTSTANDING AS OF 31 DECEMBER 2021								
NO	STOCK NAME	STOCK CODE	ISIN CODE	MATURITY DATE	ISSUE TENURE (Years)	O/S AMT (MYR Mil)	CPN RATE (%)	RATING
3340	TPCSB Tranche 1 Series 6 MTN 1276D 26.7.2024	UH210014	MYBUH2100148	26/7/2024	3.5	8	4.61	NR(LT)
3341	TPCSB Tranche 1 Series 7 MTN 1367D 25.10.2024	UH210013	MYBUH2100130	25/10/2024	3.7	8	4.61	NR(LT)
3342	TPCSB Tranche 1 Series 8 MTN 1461D 27.1.2025	UH210012	MYBUH2100122	27/1/2025	4	8	4.61	NR(LT)
3343	TPCSB Tranche 1 Series 9 MTN 1549D 25.4.2025	UI210011	MYBUI2100112	25/4/2025	4.2	16	4.61	NR(LT)
3344	TPDSB IMTN 0% 12.09.2025	VJ200109	MYBVJ2001092	12/9/2025	5.2	45	4	NR(LT)
3345	TPDSB IMTN 0% 12.09.2025	VJ200110	MYBVJ2001100	12/9/2025	5.2	22	4.05	NR(LT)
3346	TPDSB IMTN 0% 12.09.2025	VJ200111	MYBVJ2001118	12/9/2025	5.2	22	4.133	NR(LT)
3347	TPDSB IMTN 0% 13.03.2024	VH200054	MYBVH2000544	13/3/2024	4	65	4	NR(LT)
3348	TPDSB IMTN 0% 13.03.2024	VH200055	MYBVH2000551	13/3/2024	4	33	4.05	NR(LT)
3349	TPDSB IMTN 0% 13.03.2024	VH200056	MYBVH2000569	13/3/2024	4	33	4.133	NR(LT)
3350	TPDSB IMTN 0% 13.03.2025	VI200048	MYBVI2000484	13/3/2025	5	15	4	NR(LT)
3351	TPDSB IMTN 0% 13.03.2025	VI200049	MYBVI2000492	13/3/2025	5	7	4.05	NR(LT)
3352	TPDSB IMTN 0% 13.03.2025	VI200050	MYBVI2000500	13/3/2025	5	7	4.133	NR(LT)
3353	TPDSB IMTN 0% 13.03.2025	VI200112	MYBVI2001128	13/3/2025	4.7	50	4	NR(LT)
3354	TPDSB IMTN 0% 13.03.2025	VI200113	MYBVI2001136	13/3/2025	4.7	25	4.05	NR(LT)
3355	TPDSB IMTN 0% 13.03.2025	VI200114	MYBVI2001144	13/3/2025	4.7	25	4.133	NR(LT)
3356	TPDSB IMTN 0% 13.09.2024	VI200051	MYBVI2000518	13/9/2024	4.5	65	4	NR(LT)
3357	TPDSB IMTN 0% 13.09.2024	VI200052	MYBVI2000526	13/9/2024	4.5	33	4.05	NR(LT)
3358	TPDSB IMTN 0% 13.09.2024	VI200053	MYBVI2000534	13/9/2024	4.5	33	4.133	NR(LT)

LONG TERM CORPORATE BONDS/SUKUK OUTSTANDING AS OF 31 DECEMBER 2021								
NO	STOCK NAME	STOCK CODE	ISIN CODE	MATURITY DATE	ISSUE TENURE (Years)	O/S AMT (MYR Mil)	CPN RATE (%)	RATING
3359	TPDSB IMTN 11.09.2026 (Series 6A)	VI210471	MYBVI2104716	11/9/2026	4.7	3	4.174	NR(LT)
3360	TPDSB IMTN 11.09.2026 (Series 6B)	VI210470	MYBVI2104708	11/9/2026	4.7	3	4.13	NR(LT)
3361	TPDSB IMTN 11.09.2026 (Series 6C)	VI210469	MYBVI2104690	11/9/2026	4.7	6	4.04	NR(LT)
3362	TPDSB IMTN 12.09.2025 (Series 4D)	VI200295	MYBVI2002951	12/9/2025	4.9	5	4.133	NR(LT)
3363	TPDSB IMTN 12.09.2025 (Series 4E)	VI200294	MYBVI2002944	12/9/2025	4.9	5	4.05	NR(LT)
3364	TPDSB IMTN 12.09.2025 (Series 4F)	VI200293	MYBVI2002936	12/9/2025	4.9	10	4	NR(LT)
3365	TPDSB IMTN 12.09.2025 (Series 4G)	VI200349	MYBVI2003496	12/9/2025	4.7	9	4.133	NR(LT)
3366	TPDSB IMTN 12.09.2025 (Series 4H)	VI200348	MYBVI2003488	12/9/2025	4.7	9	4.05	NR(LT)
3367	TPDSB IMTN 12.09.2025 (Series 4I)	VI200347	MYBVI2003470	12/9/2025	4.7	18	4	NR(LT)
3368	TPDSB IMTN 12.09.2025 (Series 4J)	VI210009	MYBVI2100094	12/9/2025	4.6	5	4.133	NR(LT)
3369	TPDSB IMTN 12.09.2025 (Series 4K)	VI210008	MYBVI2100086	12/9/2025	4.6	5	4.05	NR(LT)
3370	TPDSB IMTN 12.09.2025 (Series 4L)	VI210007	MYBVI2100078	12/9/2025	4.6	10	4	NR(LT)
3371	TPDSB IMTN 12.09.2025 (Series 4M)	VI210120	MYBVI2101209	12/9/2025	4.4	8	4.133	NR(LT)
3372	TPDSB IMTN 12.09.2025 (Series 4N)	VI210124	MYBVI2101241	12/9/2025	4.4	8	4.05	NR(LT)
3373	TPDSB IMTN 12.09.2025 (Series 4O)	VI210123	MYBVI2101233	12/9/2025	4.4	15	4	NR(LT)
3374	TPDSB IMTN 13.03.2026 (Series 5A)	VI210121	MYBVI2101217	13/3/2026	4.9	17	4.133	NR(LT)
3375	TPDSB IMTN 13.03.2026 (Series 5B)	VI210122	MYBVI2101225	13/3/2026	4.9	17	4.05	NR(LT)
3376	TPDSB IMTN 13.03.2026 (Series 5C)	VI210125	MYBVI2101258	13/3/2026	4.9	34	4	NR(LT)
3377	TPDSB IMTN 13.03.2026 (Series 5D)	VI210171	MYBVI2101712	13/3/2026	4.9	29	4.133	NR(LT)

LONG TERM CORPORATE BONDS/SUKUK OUTSTANDING AS OF 31 DECEMBER 2021								
NO	STOCK NAME	STOCK CODE	ISIN CODE	MATURITY DATE	ISSUE TENURE (Years)	O/S AMT (MYR Mil)	CPN RATE (%)	RATING
3378	TPDSB IMTN 13.03.2026 (Series 5E)	VI210170	MYBVI2101704	13/3/2026	4.9	29	4.05	NR(LT)
3379	TPDSB IMTN 13.03.2026 (Series 5F)	VI210169	MYBVI2101696	13/3/2026	4.9	58	4	NR(LT)
3380	TPDSB IMTN 13.03.2026 (Series 5G)	VI210474	MYBVI2104740	13/3/2026	4.2	3	4.174	NR(LT)
3381	TPDSB IMTN 13.03.2026 (Series 5H)	VI210473	MYBVI2104732	13/3/2026	4.2	3	4.13	NR(LT)
3382	TPDSB IMTN 13.03.2026 (Series 5I)	VI210472	MYBVI2104724	13/3/2026	4.2	5	4.04	NR(LT)
3383	TPSB IMTN 3.740% 18.11.2022 - Tranche No 1	VN120393	MYBVN1203931	18/11/2022	10	500	3.74	NR(LT)
3384	TPSB IMTN 3.770% 03.02.2023 - Tranche No 5	VN130068	MYBVN1300687	3/2/2023	10	500	3.77	NR(LT)
3385	TPSB IMTN 3.830% 10.03.2023 - Tranche No 8	VN130098	MYBVN1300984	10/3/2023	10	125	3.83	NR(LT)
3386	TPSB IMTN 3.930% 19.11.2024 - Tranche No 2	VP120394	MYBVP1203944	19/11/2024	12	500	3.93	NR(LT)
3387	TPSB IMTN 3.970% 05.02.2025 - Tranche No 6	VP130069	MYBVP1300690	5/2/2025	12	325	3.97	NR(LT)
3388	TPSB IMTN 4.120% 19.11.2027 - Tranche No 3	VS120395	MYBVS1203955	19/11/2027	15	750	4.12	NR(LT)
3389	TPSB IMTN 4.160% 04.02.2028 - Tranche No 7	VS130070	MYBVS1300702	4/2/2028	15	370	4.16	NR(LT)
3390	TPSB IMTN 4.220% 10.03.2028 - Tranche No 9	VS130099	MYBVS1300991	10/3/2028	15	240	4.22	NR(LT)
3391	TPSB IMTN 4.360% 19.11.2032 - Tranche No 4	VX120396	MYBVX1203963	19/11/2032	20	1650	4.36	NR(LT)
3392	TPSB IMTN 4.370% 11.03.2031 - Tranche No 10	VV130100	MYBVV1301001	11/3/2031	18	350	4.37	NR(LT)
3393	TROPICANA 6.600% PERPETUAL SUKUK MUSHARAKAH - T2	PZ210006	MYBPZ2100066	25/9/2119	98.1	270	6.6	A IS
3394	TROPICANA 7.000% PERPETUAL SUKUK MUSHARAKAH - T1	PZ190011	MYBPZ1900110	25/9/2119	100.1	248	7	A IS
3395	TROPICANA IMTN 5.450% 06.10.2023 - SEC. SUKUK T4S1	VG200217	MYBVG2002179	6/10/2023	3	179	5.45	A+ IS
3396	TROPICANA IMTN 5.450% 07.06.2024 - SEC. SUKUK T6S1	VG210217	MYBVG2102177	7/6/2024	3	110	5.45	A+ IS

LONG TERM CORPORATE BONDS/SUKUK OUTSTANDING AS OF 31 DECEMBER 2021								
NO	STOCK NAME	STOCK CODE	ISIN CODE	MATURITY DATE	ISSUE TENURE (Years)	O/S AMT (MYR Mil)	CPN RATE (%)	RATING
3397	TROPICANA IMTN 5.500% 30.06.2023 - SEC. SUKUK T2S1	VG200107	MYBVG2001072	30/6/2023	3	466	5.5	A+ IS
3398	TROPICANA IMTN 5.650% 03.09.2025 - SECURED SUKUK T3	VI200186	MYBVI2001862	3/9/2025	5	100	5.65	A+ IS
3399	TROPICANA IMTN 5.650% 08.10.2025 - SEC. SUKUK T4S2	VI200218	MYBVI2002183	8/10/2025	5	139	5.65	A+ IS
3400	TROPICANA IMTN 5.650% 15.04.2026 - SEC. SUKUK T5S1	VI210143	MYBVI2101431	15/4/2026	5	133	5.65	A+ IS
3401	TROPICANA IMTN 5.650% 30.06.2025 - SEC. SUKUK T2S2	VI200108	MYBVI2001086	30/6/2025	5	124	5.65	A+ IS
3402	TROPICANA IMTN 5.800% 14.04.2028 - SEC. SUKUK T5S2	VK210144	MYBVK2101445	14/4/2028	7	50	5.8	A+ IS
3403	TROPICANA IMTN 5.800% 14.05.2027 - SECURED SUKUK T1	VK200071	MYBVK2000712	14/5/2027	7	200	5.8	A+ IS
3404	TRUE ASCEND MTN 09/T1/2020 546D 16.5.2022	UF200271	MYBUF2002710	16/5/2022	1.5	50	6.5	NR(LT)
3405	TRUE ASCEND MTN 10/T1/2021 367D 14.3.2022	UE210096	MYBUE2100962	14/3/2022	1	50	6	NR(LT)
3406	TRUSMADI 2021-MTN-Issue1-Tranche1-R-5Y	UK210419	MYBUK2104193	15/12/2028	7	20	3.4	AAA
3407	TSHSMSB IMTN 5.300% 16.06.2023	VK160175	MYBVK1601759	16/6/2023	7	90	5.3	A+ IS
3408	TSHSMSB IMTN 5.600% 06.08.2026	VI210316	MYBVI2103163	6/8/2026	5	60	5.6	A+ IS
3409	TSM IMTN 4.500% 08.07.2022 (Series 28)	VE210267	MYBVE2102677	8/7/2022	1	300	4.5	NR(LT)
3410	TSM IMTN 5.710% 24.02.2022	VJ160025	MYBVJ1600258	24/2/2022	6	25	5.71	NR(LT)
3411	TSM IMTN 5.800% 25.02.2022	VK150100	MYBVK1501009	25/2/2022	6.8	75	5.8	NR(LT)
3412	TSM IMTN 5.810% 28.06.2023	VL150144	MYBVL1501445	28/6/2023	8	30	5.81	NR(LT)
3413	TSM IMTN 5.920% 28.06.2024	VM150143	MYBVM1501435	28/6/2024	9	30	5.92	NR(LT)
3414	TSM IMTN 5.930% 10.12.2024	VN150097	MYBVN1500971	10/12/2024	9.5	30	5.93	NR(LT)
3415	TSM IMTN 5.930% 24.02.2023	VL150099	MYBVL1500991	24/2/2023	7.8	75	5.93	NR(LT)

LONG TERM CORPORATE BONDS/SUKUK OUTSTANDING AS OF 31 DECEMBER 2021								
NO	STOCK NAME	STOCK CODE	ISIN CODE	MATURITY DATE	ISSUE TENURE (Years)	O/S AMT (MYR Mil)	CPN RATE (%)	RATING
3416	TSM IMTN 6.020% 24.02.2025	VM160024	MYBVM1600245	24/2/2025	9	10	6.02	NR(LT)
3417	TSM IMTN 6.030% 10.12.2025	VO150096	MYBVO1500961	10/12/2025	10.5	20	6.03	NR(LT)
3418	TSM IMTN 6.040% 26.06.2025	VN150142	MYBVN1501425	26/6/2025	10	30	6.04	NR(LT)
3419	TSM IMTN 6.100% 24.02.2026	VN160023	MYBVN1600235	24/2/2026	10	25	6.1	NR(LT)
3420	TSM IMTN 6.120% 29.11.2024	VN150093	MYBVN1500930	29/11/2024	9.5	50	6.12	NR(LT)
3421	TSM IMTN 6.140% 10.12.2026	VP150095	MYBVP1500950	10/12/2026	11.5	30	6.14	NR(LT)
3422	TSM IMTN 6.150% 10.06.2026	VP150094	MYBVP1500943	10/6/2026	11	40	6.15	NR(LT)
3423	TSM IMTN 6.160% 15.04.2025	VN150098	MYBVN1500989	15/4/2025	9.9	60	6.16	NR(LT)
3424	TSM IMTN 6.210% 11.06.2026	VO150134	MYBVO1501340	11/6/2026	11	50	6.21	NR(LT)
3425	TSM IMTN 6.650% 29.10.2027	VQ150084	MYBVQ1500842	29/10/2027	12.4	200	6.65	NR(LT)
3426	TTM SPV 4.720% 15.11.2022 - Series No 8	PP100049	MYBPP1000490	15/11/2022	12	60	4.72	AAA IS
3427	TTM SPV 4.830% 15.11.2023 - Series No 9	PQ100050	MYBPQ1000506	15/11/2023	13	60	4.83	AAA IS
3428	TTM SPV 4.940% 15.11.2024 - Series No 10	PR100051	MYBPR1000512	15/11/2024	14	60	4.94	AAA IS
3429	TTM SPV 5.050% 14.11.2025 - Series No 11	PS100052	MYBPS1000528	14/11/2025	15	60	5.05	AAA IS
3430	TTPC IMTN 4.670% 31.01.2022 - Series 17	VM130029	MYBVM1300291	31/1/2022	9	55	4.67	AA1
3431	TTPC IMTN 4.710% 29.07.2022 - Series 18	VN130030	MYBVN1300307	29/7/2022	9.5	55	4.71	AA1
3432	TTPC IMTN 4.750% 31.01.2023 - Series 19	VN130031	MYBVN1300315	31/1/2023	10	5	4.75	AA1
3433	TTPC IMTN 4.790% 31.07.2023 - Series 20	VO130032	MYBVO1300321	31/7/2023	10.5	55	4.79	AA1
3434	TVSB Junior Notes 0% 01.12.2027 (Tranche 1)	PT120048	MYBPT1200480	1/12/2027	15.5	35	0	NR(LT)

LONG TERM CORPORATE BONDS/SUKUK OUTSTANDING AS OF 31 DECEMBER 2021								
NO	STOCK NAME	STOCK CODE	ISIN CODE	MATURITY DATE	ISSUE TENURE (Years)	O/S AMT (MYR Mil)	CPN RATE (%)	RATING
3435	TVSB MTN 4018D 10.10.2022 (Series 7)	UO110076	MYBUO1100764	10/10/2022	11	25	3	AAA (FG)
3436	TVSB MTN 4383D 10.10.2023 (Series 8)	UP110075	MYBUP1100753	10/10/2023	12	25	3	AAA (FG)
3437	TVSB MTN 4749D 10.10.2024 (Series 9)	UQ110077	MYBUQ1100777	10/10/2024	13	25	3	AAA (FG)
3438	TVSB MTN 5114D 10.10.2025 (Series 10)	UR110078	MYBUR1100783	10/10/2025	14	25	3	AAA (FG)
3439	TVSB MTN 5478D 09.10.2026 (Series 11)	US110079	MYBUS1100799	9/10/2026	15	20	3	AAA (FG)
3440	UEMED IMTN 4.850% 26.04.2022	VI170151	MYBVI1701512	26/4/2022	5	250	4.85	AA- IS
3441	UEMS IMTN 3.900% 21.09.2023 - Issue No. 12	VG200194	MYBVG2001940	21/9/2023	3	350	3.9	AA- IS
3442	UEMS IMTN 4.00% 09.06.2023 - Issue No. 10	VG200086	MYBVG2000868	9/6/2023	3	270	4	AA- IS
3443	UEMS IMTN 4.00% 12.06.2023 - Issue No. 11	VG200087	MYBVG2000876	12/6/2023	3	150	4	AA- IS
3444	UEMS IMTN 4.000% 16.02.2024	VG210012	MYBVG2100122	16/2/2024	3	230	4	AA- IS
3445	UEMS IMTN 4.250% 19.09.2025 - Issue No. 15	VH210351	MYBVH2103512	19/9/2025	4	150	4.25	AA- IS
3446	UEMS IMTN 4.300% 16.02.2026	VI210013	MYBVI2100136	16/2/2026	5	170	4.3	AA- IS
3447	UEMS IMTN 4.400% 08.09.2026 - Issue No. 14	VI210344	MYBVI2103445	8/9/2026	5	290	4.4	AA- IS
3448	UEMS IMTN 4.600% 20.05.2026 - Series No. 13	VI210193	MYBVI2101936	20/5/2026	5	300	4.6	AA- IS
3449	UEMS IMTN 4.75% 22.03.2024 - Issue No. 7	VI190058	MYBVI1900585	22/3/2024	5	300	4.75	AA- IS
3450	UEMS IMTN 4.80% 08.04.2022 - Issue No. 6	VK150053	MYBVK1500530	8/4/2022	7	150	4.8	AA- IS
3451	UEMS IMTN 4.980% 31.10.2023	VI180304	MYBVI1803045	31/10/2023	5	100	4.98	AA- IS
3452	UEMS IMTN 5.000% 19.05.2023	VK160146	MYBVK1601460	19/5/2023	7	500	5	AA- IS
3453	UEMS IMTN 5.060% 09.12.2022	VI170391	MYBVI1703914	9/12/2022	5	300	5.06	AA- IS

LONG TERM CORPORATE BONDS/SUKUK OUTSTANDING AS OF 31 DECEMBER 2021								
NO	STOCK NAME	STOCK CODE	ISIN CODE	MATURITY DATE	ISSUE TENURE (Years)	O/S AMT (MYR Mil)	CPN RATE (%)	RATING
3454	UEMS IMTN 5.150% 31.10.2025	VK180303	MYBVK1803033	31/10/2025	7	250	5.15	AA- IS
3455	UEMS IMTN 5.320% 11.12.2024	VK170390	MYBVK1703902	11/12/2024	7	100	5.32	AA- IS
3456	UGB IMTN 4.73% 21.06.2022 - Issue No. 1	VN120219	MYBVN1202198	21/6/2022	10	100	4.73	AA2
3457	UIPB IMTN Floating Rate 24.03.2023	VI180267	MYBVI1802674	24/3/2023	4.5	25	3.98	NR(LT)
3458	UIPB IMTN Floating Rate 26.03.2024	VJ180265	MYBVJ1802656	26/3/2024	5.5	25	4.08	NR(LT)
3459	UIPB IMTN Floating Rate 26.03.2025	VK180263	MYBVK1802639	26/3/2025	6.5	25	4.08	NR(LT)
3460	UIPB IMTN Floating Rate 26.09.2022	VH180268	MYBVH1802684	26/9/2022	4	25	3.98	NR(LT)
3461	UIPB IMTN Floating Rate 26.09.2023	VI180266	MYBVI1802666	26/9/2023	5	25	3.98	NR(LT)
3462	UIPB IMTN Floating Rate 26.09.2024	VJ180264	MYBVJ1802649	26/9/2024	6	25	4.08	NR(LT)
3463	UIPB IMTN Floating Rate 26.09.2025	VK180262	MYBVK1802621	26/9/2025	7	25	4.08	NR(LT)
3464	UIPB IMTN Floating Rate 28.03.2022	VH180269	MYBVH1802692	28/3/2022	3.5	25	3.98	NR(LT)
3465	UITM SOLAR 2 IMTN1 3.300% 04.03.2022	VE210038	MYBVE2100382	4/3/2022	1	3	3.3	AA- IS
3466	UITM SOLAR 2 IMTN10 4.600% 05.03.2031	VN210029	MYBVN2100292	5/3/2031	10	10	4.6	AA- IS
3467	UITM SOLAR 2 IMTN11 4.700% 05.03.2032	VO210028	MYBVO2100282	5/3/2032	11	10	4.7	AA- IS
3468	UITM SOLAR 2 IMTN12 4.800% 04.03.2033	VP210027	MYBVP2100271	4/3/2033	12	10	4.8	AA- IS
3469	UITM SOLAR 2 IMTN13 4.900% 03.03.2034	VQ210026	MYBVQ2100261	3/3/2034	13	10	4.9	AA- IS
3470	UITM SOLAR 2 IMTN14 5.000% 05.03.2035	VR210025	MYBVR2100251	5/3/2035	14	10	5	AA- IS
3471	UITM SOLAR 2 IMTN2 3.500% 03.03.2023	VF210037	MYBVF2100371	3/3/2023	2	5	3.5	AA- IS
3472	UITM SOLAR 2 IMTN3 3.700% 05.03.2024	VG210036	MYBVG2100361	5/3/2024	3	5	3.7	AA- IS



LONG TERM CORPORATE BONDS/SUKUK OUTSTANDING AS OF 31 DECEMBER 2021								
NO	STOCK NAME	STOCK CODE	ISIN CODE	MATURITY DATE	ISSUE TENURE (Years)	O/S AMT (MYR Mil)	CPN RATE (%)	RATING
3473	UITM SOLAR 2 IMTN4 3.850% 05.03.2025	VH210035	MYBVH2100351	5/3/2025	4	5	3.85	AA- IS
3474	UITM SOLAR 2 IMTN5 3.950% 05.03.2026	VI210034	MYBVI2100342	5/3/2026	5	5	3.95	AA- IS
3475	UITM SOLAR 2 IMTN6 4.050% 05.03.2027	VJ210033	MYBVJ2100332	5/3/2027	6	5	4.05	AA- IS
3476	UITM SOLAR 2 IMTN7 4.250% 03.03.2028	VK210032	MYBVK2100322	3/3/2028	7	5	4.25	AA- IS
3477	UITM SOLAR 2 IMTN8 4.350% 05.03.2029	VL210031	MYBVL2100312	5/3/2029	8	7	4.35	AA- IS
3478	UITM SOLAR 2 IMTN9 4.450% 05.03.2030	VM210030	MYBVM2100302	5/3/2030	9	10	4.45	AA- IS
3479	UITM SOLAR IMTN 5.200% 27.04.2022	VH180175	MYBVH1801751	27/4/2022	4	10	5.2	AA- IS
3480	UITM SOLAR IMTN 5.300% 27.04.2023	VI180174	MYBVI1801742	27/4/2023	5	10	5.3	AA- IS
3481	UITM SOLAR IMTN 5.400% 26.04.2024	VJ180173	MYBVJ1801732	26/4/2024	6	10	5.4	AA- IS
3482	UITM SOLAR IMTN 5.500% 25.04.2025	VK180172	MYBVK1801722	25/4/2025	7	10	5.5	AA- IS
3483	UITM SOLAR IMTN 5.600% 27.04.2026	VL180171	MYBVL1801712	27/4/2026	8	15	5.6	AA- IS
3484	UITM SOLAR IMTN 5.700% 27.04.2027	VM180170	MYBVM1801702	27/4/2027	9	15	5.7	AA- IS
3485	UITM SOLAR IMTN 5.800% 27.04.2028	VN180169	MYBVN1801692	27/4/2028	10	15	5.8	AA- IS
3486	UITM SOLAR IMTN 5.900% 27.04.2029	VO180168	MYBVO1801682	27/4/2029	11	15	5.9	AA- IS
3487	UITM SOLAR IMTN 6.000% 26.04.2030	VP180167	MYBVP1801671	26/4/2030	12	15	6	AA- IS
3488	UITM SOLAR IMTN 6.100% 25.04.2031	VQ180166	MYBVQ1801661	25/4/2031	13	15	6.1	AA- IS
3489	UITM SOLAR IMTN 6.200% 27.04.2032	VR180165	MYBVR1801651	27/4/2032	14	15	6.2	AA- IS
3490	UITM SOLAR IMTN 6.300% 27.04.2033	VS180164	MYBVS1801642	27/4/2033	15	15	6.3	AA- IS
3491	UITM SOLAR IMTN 6.400% 27.04.2034	VT180163	MYBVT1801632	27/4/2034	16	10	6.4	AA- IS

LONG TERM CORPORATE BONDS/SUKUK OUTSTANDING AS OF 31 DECEMBER 2021								
NO	STOCK NAME	STOCK CODE	ISIN CODE	MATURITY DATE	ISSUE TENURE (Years)	O/S AMT (MYR Mil)	CPN RATE (%)	RATING
3492	UITM SOLAR IMTN 6.500% 27.04.2035	VU180162	MYBVU1801622	27/4/2035	17	15	6.5	AA- IS
3493	UITM SOLAR IMTN 6.600% 25.04.2036	VV180161	MYBVV1801612	25/4/2036	18	17	6.6	AA- IS
3494	UJSB IMTN 0.000% 29.05.2026 - Series 1	VK190099	MYBVK1900995	29/5/2026	7	12955	0	NR(LT)
3495	UJSB IMTN 0.000% 30.05.2029 - Series 2	VN190098	MYBVN1900981	30/5/2029	10	14348	0	NR(LT)
3496	UMLB MTN 1094D 20.1.2023 Tranche 1 Series 3	UG200026	MYBUG2000266	20/1/2023	3	24	4.29	NR(LT)
3497	UMLB MTN 1094D 20.1.2023 Tranche 2 Series 3	UG200015	MYBUG2000159	20/1/2023	3	6	4.29	NR(LT)
3498	UMLB MTN 1461D 22.1.2024 Tranche 1 Series 4	UH200024	MYBUH2000249	22/1/2024	4	24	4.29	NR(LT)
3499	UMLB MTN 1461D 22.1.2024 Tranche 2 Series 4	UH200014	MYBUH2000140	22/1/2024	4	6	4.29	NR(LT)
3500	UMLB MTN 1827D 22.1.2025 Tranche 1 Series 5	UI200023	MYBUI2000239	22/1/2025	5	32	4.29	NR(LT)
3501	UMLB MTN 1827D 22.1.2025 Tranche 2 Series 5	UI200013	MYBUI2000130	22/1/2025	5	8	4.29	NR(LT)
3502	UMLB MTN 2192D 22.1.2026 Tranche 1 Series 6	UJ200022	MYBUJ2000229	22/1/2026	6	32	4.29	NR(LT)
3503	UMLB MTN 2192D 22.1.2026 Tranche 2 Series 6	UJ200012	MYBUJ2000120	22/1/2026	6	8	4.29	NR(LT)
3504	UMLB MTN 2557D 22.1.2027 Tranche 1 Series 7	UK200021	MYBUK2000219	22/1/2027	7	40	4.29	NR(LT)
3505	UMLB MTN 2557D 22.1.2027 Tranche 2 Series 7	UK200011	MYBUK2000110	22/1/2027	7	10	4.29	NR(LT)
3506	UMLB MTN 2921D 21.1.2028 Tranche 1 Series 8	UL200019	MYBUL2000191	21/1/2028	8	40	4.29	NR(LT)
3507	UMLB MTN 2921D 21.1.2028 Tranche 2 Series 8	UL200010	MYBUL2000100	21/1/2028	8	10	4.29	NR(LT)
3508	UMLB MTN 3288D 22.1.2029 Tranche 1 Series 9	UM200018	MYBUM2000181	22/1/2029	9	40	4.29	NR(LT)
3509	UMLB MTN 3288D 22.1.2029 Tranche 2 Series 9	UM200009	MYBUM2000090	22/1/2029	9	10	4.29	NR(LT)
3510	UMLB MTN 3653D 22.1.2030 Tranche 1 Series 10	UN200016	MYBUN2000163	22/1/2030	10	144	4.29	NR(LT)

LONG TERM CORPORATE BONDS/SUKUK OUTSTANDING AS OF 31 DECEMBER 2021								
NO	STOCK NAME	STOCK CODE	ISIN CODE	MATURITY DATE	ISSUE TENURE (Years)	O/S AMT (MYR Mil)	CPN RATE (%)	RATING
3511	UMLB MTN 3653D 22.1.2030 Tranche 2 Series 10	UN200008	MYBUN2000080	22/1/2030	10	36	4.29	NR(LT)
3512	UMLB MTN 730D 21.1.2022 Tranche 1 Series 2	UF200027	MYBUF2000276	21/1/2022	2	12	4.29	NR(LT)
3513	UMLB MTN 730D 21.1.2022 Tranche 2 Series 2	UF200017	MYBUF2000177	21/1/2022	2	3	4.29	NR(LT)
3514	UMWH IMTN 3.030% 05.11.2025	VI200292	MYBVI2002928	5/11/2025	5	400	3.03	AA+ IS
3515	UMWH IMTN 3.880% 24.11.2026	VI210433	MYBVI2104336	24/11/2026	5	650	3.88	AA+ IS
3516	UMWH IMTN 4.650% 13.09.2023	VI180259	MYBVI1802591	13/9/2023	5	200	4.65	AA+ IS
3517	UMWH IMTN 4.830% 22.06.2022	VI170180	MYBVI1701801	22/6/2022	5	400	4.83	AA+ IS
3518	UMWH IMTN 5.120% 04.10.2023	VK160294	MYBVK1602948	4/10/2023	7	150	5.12	AA+ IS
3519	UMWH IMTN 5.220% 02.10.2026	VN160295	MYBVN1602959	2/10/2026	10	200	5.22	AA+ IS
3520	UMWH Perpetual Sukuk Musharakah 6.35% - Tranche 1	VZ180148	MYBVZ1801480	20/4/2118	100.1	1100	6.35	AA- IS
3521	UNITAPAH 5.34% Series 13 10.06.2022	DL140036	MYBDL1400364	10/6/2022	7.5	10	5.34	AA1
3522	UNITAPAH 5.39% Series 14 12.12.2022	DL140035	MYBDL1400356	12/12/2022	8	15	5.39	AA1
3523	UNITAPAH 5.44% Series 15 12.06.2023	DM140034	MYBDM1400347	12/6/2023	8.5	10	5.44	AA1
3524	UNITAPAH 5.49% Series 16 12.12.2023	DM140033	MYBDM1400339	12/12/2023	9	15	5.49	AA1
3525	UNITAPAH 5.54% Series 17 12.06.2024	DN140032	MYBDN1400329	12/6/2024	9.5	10	5.54	AA1
3526	UNITAPAH 5.59% Series 18 12.12.2024	DN140031	MYBDN1400311	12/12/2024	10	15	5.59	AA1
3527	UNITAPAH 5.64% Series 19 12.06.2025	DO140030	MYBDO1400301	12/6/2025	10.5	10	5.64	AA1
3528	UNITAPAH 5.69% Series 20 12.12.2025	DO140029	MYBDO1400293	12/12/2025	11	15	5.69	AA1
3529	UNITAPAH 5.73% Series 21 12.06.2026	DP140028	MYBDP1400282	12/6/2026	11.5	15	5.73	AA1

LONG TERM CORPORATE BONDS/SUKUK OUTSTANDING AS OF 31 DECEMBER 2021								
NO	STOCK NAME	STOCK CODE	ISIN CODE	MATURITY DATE	ISSUE TENURE (Years)	O/S AMT (MYR Mil)	CPN RATE (%)	RATING
3530	UNITAPAH 5.78% Series 22 11.12.2026	DP140005	MYBDP1400050	11/12/2026	12	15	5.78	AA1
3531	UNITAPAH 5.82% Series 23 11.06.2027	DQ140004	MYBDQ1400041	11/6/2027	12.5	15	5.82	AA1
3532	UNITAPAH 5.87% Series 24 10.12.2027	DQ140027	MYBDQ1400272	10/12/2027	13	10	5.87	AA1
3533	UNITAPAH 5.92% Series 25 12.06.2028	DR140026	MYBDR1400262	12/6/2028	13.5	15	5.92	AA1
3534	UNITAPAH 5.96% Series 26 12.12.2028	DR140025	MYBDR1400254	12/12/2028	14	15	5.96	AA1
3535	UNITAPAH 6.01% Series 27 12.06.2029	DS140024	MYBDS1400245	12/6/2029	14.5	15	6.01	AA1
3536	UNITAPAH 6.05% Series 28 12.12.2029	DS140023	MYBDS1400237	12/12/2029	15	15	6.05	AA1
3537	UNITAPAH 6.10% Series 29 12.06.2030	DT140022	MYBDT1400227	12/6/2030	15.5	15	6.1	AA1
3538	UNITAPAH 6.15% Series 30 12.12.2030	DT140021	MYBDT1400219	12/12/2030	16	15	6.15	AA1
3539	UNITAPAH 6.19% Series 31 12.06.2031	DU140012	MYBDU1400126	12/6/2031	16.5	15	6.19	AA1
3540	UNITAPAH 6.24% Series 32 12.12.2031	DU140011	MYBDU1400118	12/12/2031	17	15	6.24	AA1
3541	UNITAPAH 6.28% Series 33 11.06.2032	DV140010	MYBDV1400108	11/6/2032	17.5	15	6.28	AA1
3542	UNITAPAH 6.33% Series 34 10.12.2032	DV140009	MYBDV1400090	10/12/2032	18	15	6.33	AA1
3543	UNITAPAH 6.38% Series 35 10.06.2033	DW140008	MYBDW1400080	10/6/2033	18.5	15	6.38	AA1
3544	UNITAPAH 6.42% Series 36 12.12.2033	DW140007	MYBDW1400072	12/12/2033	19	15	6.42	AA1
3545	UNITAPAH 6.47% Series 37 12.06.2034	DX140006	MYBDX1400062	12/6/2034	19.5	15	6.47	AA1
3546	UOBM 4.80% 25.07.2028	UN180089	MYBUN1800894	25/7/2028	10	600	4.8	AA1
3547	UOBM MTN 3.00% 02.8.2030	UN200153	MYBUN2001534	2/8/2030	10	750	3	AA1
3548	UZMA BERHAD IMTN 6.30% 30.04.2121 (Tranche 1)	VZ210160	MYBVZ2101609	30/4/2121	100.1	42	6.3	NR(LT)

LONG TERM CORPORATE BONDS/SUKUK OUTSTANDING AS OF 31 DECEMBER 2021								
NO	STOCK NAME	STOCK CODE	ISIN CODE	MATURITY DATE	ISSUE TENURE (Years)	O/S AMT (MYR Mil)	CPN RATE (%)	RATING
3549	VIVA SOLAR RCUIDS 12.08.2043	FZ210001	MYBFZ2100018	12/8/2043	22	8	0	NR(LT)
3550	WCE 10.000% 12.07.2056	DZ170003	MYBDZ1700037	12/7/2056	38.6	23	10	NR(LT)
3551	WCE 10.000% 12.07.2056	DZ180001	MYBDZ1800019	12/7/2056	38.4	27	10	NR(LT)
3552	WCE 10.000% 12.07.2056	DZ180006	MYBDZ1800068	12/7/2056	38	498	10	NR(LT)
3553	WCE 10.000% 12.07.2056	DZ180008	MYBDZ1800084	12/7/2056	37.6	5	10	NR(LT)
3554	WCE 10.000% 12.07.2056	DZ190002	MYBDZ1900025	12/7/2056	37.4	44	10	NR(LT)
3555	WCE 10.000% 12.07.2056	DZ190010	MYBDZ1900108	12/7/2056	36.6	304	10	NR(LT)
3556	WCE 10.000% 12.07.2056	DZ200004	MYBDZ2000049	12/7/2056	35.8	138	10	NR(LT)
3557	WCE 10.000% 12.07.2056	DZ200005	MYBDZ2000056	12/7/2056	35.7	8	10	NR(LT)
3558	WCE 10.000% 12.07.2056	DZ200006	MYBDZ2000064	12/7/2056	35.6	21	10	NR(LT)
3559	WCE 10.000% 12.07.2056	DZ210001	MYBDZ2100013	12/7/2056	35.4	11	10	NR(LT)
3560	WCE 10.000% 12.07.2056	DZ210002	MYBDZ2100021	12/7/2056	35.3	7	10	NR(LT)
3561	WCE 10.000% 12.07.2056	DZ210003	MYBDZ2100039	12/7/2056	35.2	14	10	NR(LT)
3562	WCE 10.000% 12.07.2056	PZ160010	MYBPZ1600108	12/7/2056	40	1	10	NR(LT)
3563	WCE 10.000% 12.07.2056	PZ170001	MYBPZ1700015	12/7/2056	39.5	80	10	NR(LT)
3564	WCE 10.000% 12.07.2056	PZ170010	MYBPZ1700106	12/7/2056	38.9	8	10	NR(LT)
3565	WCE 10.000% 12.07.2056 (Issue No. 17)	PZ210004	MYBPZ2100041	12/7/2056	35	13	10	NR(LT)
3566	WCE 10.000% 12.07.2056 (Issue No. 18)	PZ210005	MYBPZ2100058	12/7/2056	34.9	16	10	NR(LT)
3567	WCE 10.000% 12.07.2056 (Issue No. 19)	PZ210007	MYBPZ2100074	12/7/2056	34.8	5	10	NR(LT)

LONG TERM CORPORATE BONDS/SUKUK OUTSTANDING AS OF 31 DECEMBER 2021								
NO	STOCK NAME	STOCK CODE	ISIN CODE	MATURITY DATE	ISSUE TENURE (Years)	O/S AMT (MYR Mil)	CPN RATE (%)	RATING
3568	WCE 10.000% 12.07.2056 (Issue No. 20)	PZ210009	MYBPZ2100090	12/7/2056	34.7	7	10	NR(LT)
3569	WCE 10.000% 12.07.2056 (Issue No. 21)	PZ210010	MYBPZ2100108	12/7/2056	34.6	10	10	NR(LT)
3570	WCE 10.000% 12.07.2056 (Issue No.16)	DZ210004	MYBDZ2100047	12/7/2056	35.1	12	10	NR(LT)
3571	WCE IMTN 4.950% 27.08.2027	VP150181	MYBVP1501818	27/8/2027	12	40	4.95	AAA (BG)
3572	WCE IMTN 5.000% 27.08.2027	VP150180	MYBVP1501800	27/8/2027	12	25	5	AAA (FG)
3573	WCE IMTN 5.000% 28.08.2028	VQ150184	MYBVQ1501840	28/8/2028	13	50	5	AAA (BG)
3574	WCE IMTN 5.040% 28.08.2029	VR150183	MYBVR1501830	28/8/2029	14	45	5.04	AAA (BG)
3575	WCE IMTN 5.050% 28.08.2028	VQ150179	MYBVQ1501790	28/8/2028	13	20	5.05	AAA (FG)
3576	WCE IMTN 5.080% 28.08.2030	VS150182	MYBVS1501820	28/8/2030	15	45	5.08	AAA (BG)
3577	WCE IMTN 5.090% 28.08.2029	VR150178	MYBVR1501780	28/8/2029	14	25	5.09	AAA (FG)
3578	WCE IMTN 5.120% 28.08.2031	VT150190	MYBVT1501901	28/8/2031	16	55	5.12	AAA (BG)
3579	WCE IMTN 5.130% 28.08.2030	VS150177	MYBVS1501770	28/8/2030	15	30	5.13	AAA (FG)
3580	WCE IMTN 5.160% 27.08.2032	VU150189	MYBVU1501891	27/8/2032	17	65	5.16	AAA (BG)
3581	WCE IMTN 5.170% 28.08.2031	VT150176	MYBVT1501760	28/8/2031	16	30	5.17	AAA (FG)
3582	WCE IMTN 5.200% 26.08.2033	VV150188	MYBVV1501881	26/8/2033	18	65	5.2	AAA (BG)
3583	WCE IMTN 5.210% 27.08.2032	VU150175	MYBVU1501750	27/8/2032	17	30	5.21	AAA (FG)
3584	WCE IMTN 5.240% 28.08.2034	VW150187	MYBVW1501871	28/8/2034	19	95	5.24	AAA (BG)
3585	WCE IMTN 5.250% 26.08.2033	VV150174	MYBVV1501741	26/8/2033	18	40	5.25	AAA (FG)
3586	WCE IMTN 5.290% 28.08.2034	VW150173	MYBVW1501731	28/8/2034	19	50	5.29	AAA (FG)

LONG TERM CORPORATE BONDS/SUKUK OUTSTANDING AS OF 31 DECEMBER 2021								
NO	STOCK NAME	STOCK CODE	ISIN CODE	MATURITY DATE	ISSUE TENURE (Years)	O/S AMT (MYR Mil)	CPN RATE (%)	RATING
3587	WCE IMTN 5.290% 28.08.2035	VX150186	MYBVX1501861	28/8/2035	20	95	5.29	AAA (BG)
3588	WCE IMTN 5.330% 28.08.2036	VY150185	MYBVY1501851	28/8/2036	21	95	5.33	AAA (BG)
3589	WCE IMTN 5.340% 28.08.2035	VX150172	MYBVX1501721	28/8/2035	20	50	5.34	AAA (FG)
3590	WCE IMTN 5.380% 28.08.2036	VY150171	MYBVY1501711	28/8/2036	21	50	5.38	AAA (FG)
3591	WCT IMTN 5.050% 21.10.2022	VL140351	MYBVL1403519	21/10/2022	8	200	5.05	AA- IS
3592	WCT IMTN 5.170% 23.10.2023	VM140350	MYBVM1403509	23/10/2023	9	300	5.17	AA- IS
3593	WCT IMTN 5.320% 11.05.2022	VI170157	MYBVI1701579	11/5/2022	5	200	5.32	AA- IS
3594	WCT IMTN 5.550% 03.01.2025	VK180001	MYBVK1800013	3/1/2025	7	100	5.55	AA- IS
3595	WCT IMTN 5.550% 21.02.2025	VK180075	MYBVK1800757	21/2/2025	7	100	5.55	AA- IS
3596	WCT IMTN 5.650% 20.04.2026	VL180149	MYBVL1801498	20/4/2026	8	310	5.65	AA- IS
3597	WCT IMTN 5.700% 03.03.2119 (Series 2)	VZ200021	MYBVZ2000215	3/3/2119	99.1	205	5.7	A IS
3598	WCT IMTN 5.800% 27.09.2119 (Series 1 Tranche 1)	VZ190190	MYBVZ1901900	27/9/2119	100.1	282	5.8	A IS
3599	WCT IMTN 6.000% 27.09.2119(Series 1 Tranche 2)	VZ190191	MYBVZ1901918	27/9/2119	100.1	335	6	A IS
3600	WEBE DIGITAL MTN 1.00% 06.9.2024 - MTN 2	UL160110	MYBUL1601106	6/9/2024	8	495	1	NR(LT)
3601	WEBE DIGITAL MTN 1.00% 26.9.2025 - MTN 3	UL170147	MYBUL1701476	26/9/2025	8	495	1	NR(LT)
3602	WEBE DIGITAL MTN 2922D 15.9.2023 - MTN 1	UL150071	MYBUL1500712	15/9/2023	8	250	1	NR(LT)
3603	WESTPORTS IMTN 4.430% 01.04.2025	VP130115	MYBVP1301151	1/4/2025	12	25	4.43	AAA
3604	WESTPORTS IMTN 4.480% 01.04.2026	VQ130116	MYBVQ1301167	1/4/2026	13	25	4.48	AAA
3605	WESTPORTS IMTN 4.530% 01.04.2027	VR130117	MYBVR1301173	1/4/2027	14	50	4.53	AAA

LONG TERM CORPORATE BONDS/SUKUK OUTSTANDING AS OF 31 DECEMBER 2021								
NO	STOCK NAME	STOCK CODE	ISIN CODE	MATURITY DATE	ISSUE TENURE (Years)	O/S AMT (MYR Mil)	CPN RATE (%)	RATING
3606	WESTPORTS IMTN 4.580% 13.12.2022	VI170394	MYBVI1703948	13/12/2022	5	50	4.58	AAA
3607	WESTPORTS IMTN 4.580% 23.10.2024	VO130252	MYBVO1302525	23/10/2024	11	25	4.58	AAA
3608	WESTPORTS IMTN 4.580% 31.03.2028	VS130118	MYBVS1301189	31/3/2028	15	150	4.58	AAA
3609	WESTPORTS IMTN 4.68% 01.04.2022	VL140093	MYBVL1400937	1/4/2022	8	75	4.68	AAA
3610	WESTPORTS IMTN 4.680% 23.10.2025	VP130251	MYBVP1302514	23/10/2025	12	50	4.68	AAA
3611	WESTPORTS IMTN 4.750% 03.04.2023	VM140092	MYBVM1400927	3/4/2023	9	75	4.75	AAA
3612	WESTPORTS IMTN 4.760% 23.10.2026	VQ130250	MYBVQ1302504	23/10/2026	13	50	4.76	AAA
3613	WESTPORTS IMTN 4.840% 22.10.2027	VR130249	MYBVR1302494	22/10/2027	14	50	4.84	AAA
3614	WESTPORTS IMTN 4.85% 03.04.2024	VN140091	MYBVN1400917	3/4/2024	10	50	4.85	AAA
3615	WESTPORTS IMTN 4.900% 13.12.2027	VN170395	MYBVN1703955	13/12/2027	10	50	4.9	AAA
3616	WESTPORTS IMTN 4.900% 23.10.2028	VS130248	MYBVS1302484	23/10/2028	15	25	4.9	AAA
3617	WESTPORTS IMTN 5.1% 03.05.2022	VO110051	MYBVO1100515	29/4/2022	11	50	5.1	AAA
3618	WESTPORTS IMTN 5.15% 03.05.2023	VP110052	MYBVP1100520	3/5/2023	12	50	5.15	AAA
3619	WESTPORTS IMTN 5.250% 03.05.2024	VQ110053	MYBVQ1100536	3/5/2024	13	50	5.25	AAA
3620	WESTPORTS IMTN 5.320% 02.05.2025	VR110054	MYBVR1100542	2/5/2025	14	100	5.32	AAA
3621	WESTPORTS IMTN 5.380% 30.04.2026	VS110055	MYBVS1100557	30/4/2026	15	150	5.38	AAA
3622	YHB SUKUK WAKALAH 5.55% 07.12.2026	VI210461	MYBVI2104617	7/12/2026	5	1000	5.55	A+ IS
3623	YINSON TMC Perpetual (Senior)	VZ180189	MYBVZ1801894	6/5/2118	100.1	950	6.8	NR(LT)
3624	YNHP 6.850% PERPETUAL SECURITIES - TRANCHE NO 1	PZ190009	MYBPZ1900094	7/8/2119	100.1	263	6.85	NR(LT)



LONG TERM CORPORATE BONDS/SUKUK OUTSTANDING AS OF 31 DECEMBER 2021								
NO	STOCK NAME	STOCK CODE	ISIN CODE	MATURITY DATE	ISSUE TENURE (Years)	O/S AMT (MYR Mil)	CPN RATE (%)	RATING
3625	YNHP 6.850% PERPETUAL SECURITIES - TRANCHE NO 2	PZ200008	MYBPZ2000084	7/8/2119	99.1	87	6.85	NR(LT)
3626	YTL CORP MTN 1095D 04.9.2023	UG200180	MYBUG2001801	4/9/2023	3	240	3.1	AA1
3627	YTL CORP MTN 3652D 11.11.2026	UN160125	MYBUN1601250	11/11/2026	10	500	4.63	AA1
3628	YTL CORP MTN 3652D 24.7.2030	UN200150	MYBUN2001500	24/7/2030	10	500	3.65	AA1
3629	YTL CORP MTN 3652D 25.4.2023	UN130048	MYBUN1300481	25/4/2023	10	1000	4.38	AA1
3630	YTL CORP MTN 5477D 23.6.2034	US190226	MYBUS1902269	23/6/2034	15	500	4.6	AA1
3631	YTL CORP MTN 7305D 11.11.2036	UX160124	MYBUX1601242	11/11/2036	20	500	5.15	AA1
3632	YTL POWER IMTN 5.050% 03.05.2027	VN170154	MYBVN1701546	3/5/2027	10	2500	5.05	AA1
3633	YTL POWER MTN 1826D 24.8.2023	UI180163	MYBUI1801637	24/8/2023	5	500	4.65	AA1
3634	YTL POWER MTN 3651D 10.6.2022	UN120032	MYBUN1200327	10/6/2022	10	470	4.55	AA1
3635	YTL POWER MTN 3651D 11.10.2024	UN140148	MYBUN1401487	11/10/2024	10	700	4.95	AA1
3636	YTL POWER MTN 3651D 24.3.2023	UN130032	MYBUN1300325	24/3/2023	10	1000	4.49	AA1
3637	YTL POWER MTN 3653D 24.8.2028	UN180162	MYBUN1801629	24/8/2028	10	500	4.99	AA1
3638	YTL POWER MTN 5479D 14.6.2028	US130057	MYBUS1300571	14/6/2028	15	100	4.618	AA1
3639	YTL REIT MTN FLOATING RATE MTN 2555D 01.11.2024	UK170172	MYBUK1701726	1/11/2024	7	385	3.27	NR(LT)
3640	YTL REIT MTN MTN 1095D 23.5.2022	UG190193	MYBUG1901936	23/5/2022	3	10	4.78	NR(LT)
3641	YTL REIT MTN MTN 1461D 28.6.2023	UH190235	MYBUH1902353	28/6/2023	4	85	4.7	NR(LT)
3642	YTL REIT MTN MTN 1826D 23.11.2022	UI170174	MYBUI1701746	23/11/2022	5	265	4.95	NR(LT)
3643	YTL REIT MTN MTN 1826D 23.5.2022	UI170084	MYBUI1700847	23/5/2022	5	65	5.05	NR(LT)

LONG TERM CORPORATE BONDS/SUKUK OUTSTANDING AS OF 31 DECEMBER 2021								
NO	STOCK NAME	STOCK CODE	ISIN CODE	MATURITY DATE	ISSUE TENURE (Years)	O/S AMT (MYR Mil)	CPN RATE (%)	RATING
3644	ZAMARAD ABS-IMTN 05.09.2025 CLASS A S3 TRANCHE 4	VI200189	MYBVI2001896	5/9/2025	5	25	3.3	AAA
3645	ZAMARAD ABS-IMTN 07.03.2029 CLASS B TRANCHE 4	VM200191	MYBVM2001914	7/3/2029	8.5	25	3.95	AA2
3646	ZAMARAD ABS-IMTN 07.03.2029 CLASS C TRANCHE 4	VM200192	MYBVM2001922	7/3/2029	8.5	7	54.18	NR(LT)
3647	ZAMARAD ABS-IMTN 07.07.2028 CLASS A S4 TRANCHE 6	VK210264	MYBVK2102641	7/7/2028	7	15	4.3	AAA
3648	ZAMARAD ABS-IMTN 07.09.2023 CLASS A S2 TRANCHE 4	VG200188	MYBVG2001882	7/9/2023	3	30	3.15	AAA
3649	ZAMARAD ABS-IMTN 07.09.2027 CLASS A S4 TRANCHE 4	VK200190	MYBVK2001900	7/9/2027	7	25	3.45	AAA
3650	ZAMARAD ABS-IMTN 08.01.2030 CLASS B TRANCHE 6	VM210265	MYBVM2102654	8/1/2030	8.5	20	4.6	AA2
3651	ZAMARAD ABS-IMTN 08.01.2030 CLASS C TRANCHE 6	VM210266	MYBVM2102662	8/1/2030	8.5	24	19.38	NR(LT)
3652	ZAMARAD ABS-IMTN 08.07.2022 CLASS A S1 TRANCHE 6	VE210261	MYBVE2102610	8/7/2022	1	15	3.15	AAA
3653	ZAMARAD ABS-IMTN 08.07.2024 CLASS A S2 TRANCHE 6	VG210262	MYBVG2102623	8/7/2024	3	25	3.6	AAA
3654	ZAMARAD ABS-IMTN 08.07.2026 CLASS A S3 TRANCHE 6	VI210263	MYBVI2102637	8/7/2026	5	25	3.85	AAA
3655	ZAMARAD ABS-IMTN 18.11.2022 (CLASS A S2 TRANCHE 3)	VG190252	MYBVG1902528	18/11/2022	3	30	4.05	AAA
3656	ZAMARAD ABS-IMTN 19.05.2028 (CLASS C TRANCHE 3)	VM190256	MYBVM1902567	19/5/2028	8.5	8	57	NR(LT)
3657	ZAMARAD ABS-IMTN 19.05.2028 CLASS B TRANCHE 3	VM190255	MYBVM1902559	19/5/2028	8.5	20	4.85	AA1
3658	ZAMARAD ABS-IMTN 19.11.2024 (CLASS A S3 TRANCHE 3)	VI190253	MYBVI1902532	19/11/2024	5	30	4.2	AAA
3659	ZAMARAD ABS-IMTN 19.11.2026 (CLASS A S4 TRANCHE 3)	VK190254	MYBVK1902546	19/11/2026	7	25	4.35	AAA
3660	ZAMARAD ABS-IMTN 24.07.2026 (Class A S4 Tranche 2)	VK190125	MYBVK1901258	24/7/2026	7	20	4.6	AAA
3661	ZAMARAD ABS-IMTN 24.11.2023 CLASS A S2 TRANCHE 5	VG200320	MYBVG2003201	24/11/2023	3	20	3.15	AAA
3662	ZAMARAD ABS-IMTN 25.03.2022 (Class A - Series 2)	VG190063	MYBVG1900639	25/3/2022	3	60	4.7	AAA

LONG TERM CORPORATE BONDS/SUKUK OUTSTANDING AS OF 31 DECEMBER 2021								
NO	STOCK NAME	STOCK CODE	ISIN CODE	MATURITY DATE	ISSUE TENURE (Years)	O/S AMT (MYR Mil)	CPN RATE (%)	RATING
3663	ZAMARAD ABS-IMTN 25.05.2029 CLASS B TRANCHE 5	VM200323	MYBVM2003233	25/5/2029	8.5	15	3.95	AA2
3664	ZAMARAD ABS-IMTN 25.05.2029 CLASS C TRANCHE 5	VM200324	MYBVM2003241	25/5/2029	8.5	7	55.74	NR(LT)
3665	ZAMARAD ABS-IMTN 25.11.2025 CLASS A S3 TRANCHE 5	VI200321	MYBVI2003215	25/11/2025	5	25	3.3	AAA
3666	ZAMARAD ABS-IMTN 25.11.2027 CLASS A S4 TRANCHE 5	VK200322	MYBVK2003229	25/11/2027	7	25	3.45	AAA
3667	ZAMARAD ABS-IMTN 26.01.2028 (Class B Tranche 2)	VM190126	MYBVM1901262	26/1/2028	8.5	20	5.1	AAA
3668	ZAMARAD ABS-IMTN 26.01.2028 (Class C Tranche 2)	VM190127	MYBVM1901270	26/1/2028	8.5	8	35.5	NR(LT)
3669	ZAMARAD ABS-IMTN 26.07.2022 (Class A S2 Tranche 2)	VG190123	MYBVG1901231	26/7/2022	3	25	4.3	AAA
3670	ZAMARAD ABS-IMTN 26.07.2024 (Class A S3 Tranche 2)	VI190124	MYBVI1901245	26/7/2024	5	25	4.45	AAA
3671	ZAMARAD ABS-IMTN 27.03.2024 (Class A - Series 3)	VI190064	MYBVI1900643	27/3/2024	5	50	4.85	AAA
3672	ZAMARAD ABS-IMTN 27.03.2026 (Class A - Series 4)	VK190065	MYBVK1900656	27/3/2026	7	50	5	AAA
3673	ZAMARAD ABS-IMTN 27.09.2027 (Class B)	VM190066	MYBVM1900660	27/9/2027	8.5	45	5.5	AAA
3674	ZAMARAD ABS-IMTN 27.09.2027 (Class C)	VM190067	MYBVM1900678	27/9/2027	8.5	25	33	NR(LT)

SHORT TERM CORPORATE BONDS/SUKUK OUTSTANDING AS OF 31 DECEMBER 2021								
NO	STOCK NAME	STOCK CODE	ISIN CODE	MATURITY DATE	ISSUE TENURE (Days)	O/S AMT (MYR Mil)	CPN RATE (%)	RATING
1	AEON CO. ICP 92D 23.02.2022	SC210197	MYBSC2101976	23-Feb-2022	92	175	0.000	P1
2	BERMAZ AUTO ICP (TRANCHE 3 S1)	SD210210	MYBSD2102105	17-Jun-2022	182	100	0.000	P1
3	CAGAMAS CP-CPN 1.99% 92D 25.02.2022	RC210116	MYBRC2101168	25-Feb-2022	92	100	1.990	MARC-1
4	CAGAMAS CP-CPN 2.000% 90D 24.02.2022	RC210120	MYBRC2101200	24-Feb-2022	90	300	2.000	MARC-1
5	CAGAMAS CP-CPN 2.070% 90D 21.03.2022	RC210122	MYBRC2101226	21-Mar-2022	90	500	2.070	MARC-1
6	CAGAMAS CP-CPN 2.070% 91D 21.03.2022	RC210123	MYBRC2101234	21-Mar-2022	91	150	2.070	MARC-1
7	CAGAMAS CP-CPN 2.080% 90D 30.03.2022	RC210121	MYBRC2101218	30-Mar-2022	90	250	2.080	MARC-1
8	CAGAMAS ICP-CPN 1.98% 92D 22.02.2022	SC210195	MYBSC2101950	22-Feb-2022	92	245	1.980	MARC-1 IS
9	CAGAMAS ICP-CPN 1.98% 92D 24.02.2022	SC210194	MYBSC2101943	24-Feb-2022	92	100	1.980	MARC-1 IS
10	CAGAMAS ICP-CPN 1.99% 92D 13.01.2022	SC210179	MYBSC2101794	13-Jan-2022	92	300	1.990	MARC-1 IS
11	DANAINFRA ICP 364D 21.10.2022	SE210181	MYBSE2101816	21-Oct-2022	364	1,000	0.000	NR(ST)
12	DANAINFRA ICP 365D 08.04.2022 - Tranche No 5	SE210046	MYBSE2100461	08-Apr-2022	365	2,000	0.000	NR(ST)
13	EXSIM ICP 181D 24.03.2022	SD210163	MYBSD2101636	24-Mar-2022	181	16	0.000	NR(ST)
14	EXSIM ICP 182D 18.02.2022	SD210144	MYBSD2101446	18-Feb-2022	182	24	0.000	NR(ST)
15	GAMUDA ICP 61D 26.01.2022	SB210196	MYBSB2101960	26-Jan-2022	61	200	0.000	P1
16	GAMUDA ICP 92D 11.02.2022	SC210187	MYBSC2101877	11-Feb-2022	92	200	0.000	P1
17	GLT12 ICP 90D 09.03.2022	SC210204	MYBSC2102040	09-Mar-2022	90	100	0.000	P1 (S)
18	GLT12 ICP 92D 07.01.2022 (Series 7)	SC210176	MYBSC2101760	07-Jan-2022	92	100	0.000	P1 (S)
19	GMD ICP 34D 04.01.2022	SB210202	MYBSB2102026	04-Jan-2022	34	220	0.000	MARC-1 IS

SHORT TERM CORPORATE BONDS/SUKUK OUTSTANDING AS OF 31 DECEMBER 2021								
NO	STOCK NAME	STOCK CODE	ISIN CODE	MATURITY DATE	ISSUE TENURE (Days)	O/S AMT (MYR Mil)	CPN RATE (%)	RATING
20	HLFG CP 32D 04.01.2022 (Tranche 46)	RB210119	MYBRB2101194	04-Jan-2022	32	165	0.000	P1
21	KIMLUN ICP 365D 22.12.2022	SE210213	MYBSE2102137	22-Dec-2022	365	3	0.000	NR(ST)
22	MAYBANKISLM ICP 207D 08.04.2022	SE210161	MYBSE2101618	08-Apr-2022	207	500	0.000	P1
23	MAYBANKISLM ICP 210D 08.06.2022	SE210188	MYBSE2101881	08-Jun-2022	210	500	0.000	P1
24	MAYBANKISLM ICP 210D 08.07.2022	SE210206	MYBSE2102061	08-Jul-2022	210	500	0.000	P1
25	MAYBANKISLM ICP 210D 09.03.2022	SE210134	MYBSE2101345	09-Mar-2022	210	500	0.000	P1
26	MAYBANKISLM ICP 210D 11.04.2022	SE210160	MYBSE2101600	11-Apr-2022	210	500	0.000	P1
27	MAYBANKISLM ICP 212D 10.06.2022	SE210189	MYBSE2101899	10-Jun-2022	212	500	0.000	P1
28	MAYBANKISLM ICP 212D 11.03.2022	SE210133	MYBSE2101337	11-Mar-2022	212	500	0.000	P1
29	MAYBANKISLM ICP 214D 10.05.2022	SE210178	MYBSE2101782	10-May-2022	214	500	0.000	P1
30	MAYBANKISLM ICP 214D 11.02.2022	SE210112	MYBSE2101121	11-Feb-2022	214	500	0.000	P1
31	MAYBANKISLM ICP 214D 12.07.2022	SE210207	MYBSE2102079	12-Jul-2022	214	500	0.000	P1
32	MAYBANKISLM ICP 215D 11.05.2022	SE210177	MYBSE2101774	11-May-2022	215	500	0.000	P1
33	MAYBANKISLM ICP 215D 13.06.2022	SE210190	MYBSE2101907	13-Jun-2022	215	500	0.000	P1
34	MAYBANKISLM ICP 215D 14.03.2022	SE210132	MYBSE2101329	14-Mar-2022	215	500	0.000	P1
35	MAYBANKISLM ICP 217D 15.07.2022	SE210208	MYBSE2102087	15-Jul-2022	217	500	0.000	P1
36	MAYBANKISLM ICP 219D 16.02.2022	SE210113	MYBSE2101139	16-Feb-2022	219	500	0.000	P1
37	MAYBANKISLM ICP 221D 18.02.2022	SE210114	MYBSE2101147	18-Feb-2022	221	500	0.000	P1
38	PKNS ICP 177D 21.01.2022	SD210121	MYBSD2101214	21-Jan-2022	177	65	0.000	P1

SHORT TERM CORPORATE BONDS/SUKUK OUTSTANDING AS OF 31 DECEMBER 2021								
NO	STOCK NAME	STOCK CODE	ISIN CODE	MATURITY DATE	ISSUE TENURE (Days)	O/S AMT (MYR Mil)	CPN RATE (%)	RATING
39	PKNS ICP 179D 22.02.2022	SD210149	MYBSD2101495	22-Feb-2022	179	230	0.000	P1
40	PKNS ICP 179D 22.03.2022	SD210167	MYBSD2101677	22-Mar-2022	179	85	0.000	P1
41	PKNS ICP 179D 26.04.2022	SD210184	MYBSD2101842	26-Apr-2022	179	50	0.000	P1
42	PKNS ICP 179D 28.03.2022	SD210168	MYBSD2101685	28-Mar-2022	179	150	0.000	P1
43	PKNS ICP 184D 09.02.2022	SD210127	MYBSD2101271	09-Feb-2022	184	50	0.000	P1
44	PKNS ICP 363D 22.11.2022	SE210198	MYBSE2101980	22-Nov-2022	363	80	0.000	P1
45	PKNS ICP 365D 09.08.2022	SE210128	MYBSE2101287	09-Aug-2022	365	100	0.000	P1
46	PONSB ICP 182D 28.06.2022 - Series 1 Tranche 1	SD210214	MYBSD2102147	28-Jun-2022	182	50	0.000	P1 (S)
47	SABAHDEV CP 123D 08.02.2022 - Tranche 10 Series 1	RD210106	MYBRD2101067	08-Feb-2022	123	203	0.000	P1
48	SABAHDEV CP 174D 17.02.2022 - Tranche 9 Series 1	RD210090	MYBRD2100903	17-Feb-2022	174	77	0.000	P1
49	SABAHDEV CP 182D 07.01.2022 - Tranche 5 Series 1	RD210075	MYBRD2100754	07-Jan-2022	182	100	0.000	P1
50	SABAHDEV CP 184D 06.01.2022 - Tranche 4 Series 1	RD210074	MYBRD2100747	06-Jan-2022	184	300	0.000	P1
51	SABAHDEV CP 344D 31.05.2022 - Tranche 1 Series 1	RE210062	MYBRE2100620	31-May-2022	344	20	0.000	P1
52	SABAHDEV CP 352D 08.06.2022 - Tranche 1 Series 2	RE210063	MYBRE2100638	08-Jun-2022	352	55	0.000	P1
53	SABAHDEV CP 361D 05.07.2022 - Tranche 7 Series 1	RE210078	MYBRE2100786	05-Jul-2022	361	30	0.000	P1
54	SABAHDEV CP 361D 24.06.2022 - Tranche 2 Series 2	RE210072	MYBRE2100729	24-Jun-2022	361	205	0.000	P1
55	SABAHDEV CP 364D 01.07.2022 - Tranche 3 Series 1	RE210073	MYBRE2100737	01-Jul-2022	364	27	0.000	P1
56	SABAHDEV CP 364D 15.07.2022 - Tranche 8 Series 1	RE210082	MYBRE2100828	15-Jul-2022	364	57	0.000	P1
57	SCC ICP 179D 18.01.2022	SD210118	MYBSD2101180	18-Jan-2022	179	50	0.000	P1

SHORT TERM CORPORATE BONDS/SUKUK OUTSTANDING AS OF 31 DECEMBER 2021								
NO	STOCK NAME	STOCK CODE	ISIN CODE	MATURITY DATE	ISSUE TENURE (Days)	O/S AMT (MYR Mil)	CPN RATE (%)	RATING
58	SDHB ICP 364D 24.05.2022 (Issue No. 003)	SE210079	MYBSE2100792	24-May-2022	364	100	0.000	MARC-4 IS
59	SME BANK ICP 181D 30.03.2022 (S001/T002)	SD210169	MYBSD2101693	30-Mar-2022	181	150	0.000	MARC-1 IS
60	STSSB ICP Series 243/2021 92D 05.01.2022	SC210172	MYBSC2101729	05-Jan-2022	92	150	0.000	MARC-1 IS (CG)
61	STSSB ICP Series 244/2021 94D 10.01.2022	SC210175	MYBSC2101752	07-Jan-2022	91	90	0.000	MARC-1 IS (CG)
62	STSSB ICP Series 247/2021 90D 26.01.2022	SC210182	MYBSC2101828	26-Jan-2022	90	70	0.000	MARC-1 IS (CG)
63	STSSB ICP Series 251/2021 92D 23.02.2022	SC210199	MYBSC2101992	23-Feb-2022	92	36	0.000	MARC-1 IS (CG)
64	STSSB ICP Series 252/2021 90D 01.03.2022	SC210201	MYBSC2102016	01-Mar-2022	90	20	0.000	MARC-1 IS (CG)
65	STSSB ICP Series 253/2021 33D 03.01.2022	SB210200	MYBSB2102000	03-Jan-2022	33	25	0.000	MARC-1 IS (CG)
66	STSSB ICP Series 254/2021 31D 03.01.2022	SA210203	MYBSA2102036	03-Jan-2022	31	25	0.000	MARC-1 IS (CG)
67	STSSB ICP Series 255/2021 90D 10.03.2022	SC210205	MYBSC2102057	10-Mar-2022	90	30	0.000	MARC-1 IS (CG)
68	STSSB ICP Series 256/2021 31D 13.01.2022	SA210209	MYBSA2102093	13-Jan-2022	31	50	0.000	MARC-1 IS (CG)
69	STSSB ICP Series 257/2021 90D 17.03.2022	SC210211	MYBSC2102115	17-Mar-2022	90	125	0.000	MARC-1 IS (CG)
70	STSSB ICP Series 258/2021 31D 20.01.2022	SA210212	MYBSA2102127	20-Jan-2022	31	125	0.000	MARC-1 IS (CG)
71	STSSB ICP Series 259/2021 90D 24.03.2022	SC210215	MYBSC2102156	24-Mar-2022	90	75	0.000	MARC-1 IS (CG)
72	STSSB ICP Series 465/2021 183D 18.02.2022	SD210143	MYBSD2101438	18-Feb-2022	183	50	0.000	MARC-1 IS (CG)
73	TANCO CP-CPN ST29-30/T1/2018 334D 30.09.2019	RE180261	MYBRE1802614	29-Sep-2023	334	1	2.000	NR(ST)
74	TENAGA ICP 365D 05.10.2022	SE210174	MYBSE2101741	05-Oct-2022	365	300	0.000	P1
75	TENAGA ICP 365D 10.02.2022	SE210019	MYBSE2100198	10-Feb-2022	365	250	0.000	P1
76	TITIJAYA ICP Series 21 92D 17.02.2022	SC210192	MYBSC2101927	17-Feb-2022	92	60	0.000	MARC-2 IS

SHORT TERM CORPORATE BONDS/SUKUK OUTSTANDING AS OF 31 DECEMBER 2021								
NO	STOCK NAME	STOCK CODE	ISIN CODE	MATURITY DATE	ISSUE TENURE (Days)	O/S AMT (MYR Mil)	CPN RATE (%)	RATING
77	TRUSMADI 2021-CP-Issue 1-Tranche1-R-3M(a)	RC210124	MYBRC2101242	17-Mar-2022	90	205	0.000	MARC-1
78	TRUSMADI 2021-CP-Issue 1-Tranche1-R-3M(b)	RC210125	MYBRC2101259	17-Mar-2022	90	35	0.000	MARC-1
79	TSHSMSB ICP 364D 11.08.2022	SE210135	MYBSE2101352	11-Aug-2022	364	50	0.000	MARC-1 IS





## find clarity in the maze

BPAM is the leading source of valuations and data for Ringgit denominated Bonds and Sukuk.

Since 2005, our methodology driven pricing process has given clarity to market participants for their trading, risk management and investment decisions.

talk to us



Integrity – Accuracy – Focus – Innovation

Accredited by Securities Commission of Malaysia  
and serving over 130 institutions locally and abroad

- End of Day evaluated pricing for high and low latency bonds, sukuk and short term instruments
- Transparent methodology to global standards
- Comprehensive reference data
- Flexible delivery channels via BondStream, web or secure ftp
- Internationally accessible through Interactive Data Corporation and Thomson Reuters

# COMPANY PROFILES

## CORPORATE

REGISTRATION CODE	200901005292 (848230V)				
ISSUER NAME	<b>1Malaysia Development Berhad</b>				
INDUSTRY	PUBLIC FINANCE				
PROFILE	1Malaysia Development Berhad ("1MDB") is an insolvent strategic development company, wholly owned by the Minister of Finance (Incorporated). 1MDB started out as Terengganu Investment Authority ("TIA") in February 2009, a sovereign wealth fund aimed at ensuring economic development for the state of Terengganu. TIA was renamed to 1MDB on 25 September 2009 following the decision to expand TIA into a federal entity. 1MDB was established to drive strategic initiatives for long-term economic development for the country by forging global partnerships and promoting foreign direct investment.				
FACILITY/BOND CODE	FACILITY/BOND NAME	MATURITY DATE	O/S AMT (MYR Mil)	CPN RATE (%)	RATING
200900028	1MDB RM5.0B IMTN	27-May-2039	5,000		
VZ090242	1MDB IMTN T2 27.05.2039	27-May-2039	600	5.750	NR(LT)
VZ090243	1MDB IMTN T3 27.05.2039	27-May-2039	600	5.750	NR(LT)
VZ090248	1MDB IMTN T8 27.05.2039	27-May-2039	650	5.750	NR(LT)
VZ090245	1MDB IMTN T5 27.05.2039	27-May-2039	650	5.750	NR(LT)
VZ090246	1MDB IMTN T6 27.05.2039	27-May-2039	650	5.750	NR(LT)
VZ090247	1MDB IMTN T7 27.05.2039	27-May-2039	650	5.750	NR(LT)
VZ090241	1MDB IMTN T1 27.05.2039	27-May-2039	600	5.750	NR(LT)
VZ090244	1MDB IMTN T4 27.05.2039	27-May-2039	600	5.750	NR(LT)

REGISTRATION CODE	201301028701 (1058531W)				
ISSUER NAME	<b>7-Eleven Malaysia Holdings Berhad</b>				
INDUSTRY	TRADING & SERVICES				
PROFILE	7-Eleven Malaysia Holdings Berhad ("7-EMHB") was incorporated on 16 August 2013 and acts as an investment holding company. 7-EMHB's two key subsidiaries are 7-Eleven Malaysia Sdn Bhd ("7-Eleven Malaysia") and Caring Pharmacy Group Berhad ("Caring Pharmacy"). 7-Eleven Malaysia, which is 100%-owned by 7-EMHB, is in the convenience stores segment while Caring Pharmacy, which is 75%-owned, operates in the retail pharmacy segment.				
FACILITY/BOND CODE	FACILITY/BOND NAME	MATURITY DATE	O/S AMT (MYR Mil)	CPN RATE (%)	RATING
202100037	7-EMHB RM600.0 MILLION MTN PROGRAMME	27-Jun-2036	500		
UG210240	7-EMHB MTN 1096D 28.6.2024 (Tranche 1)	28-Jun-2024	150	4.000	AA-
UI210239	7-EMHB MTN 1824D 26.6.2026 (Tranche 2)	26-Jun-2026	250	4.280	AA-
UK210238	7-EMHB MTN 2557D 28.6.2028 (Tranche 3)	28-Jun-2028	100	4.730	AA-

REGISTRATION CODE	1003072				
ISSUER NAME	<b>Abu Dhabi National Energy Company PJSC</b>				
INDUSTRY	INFRASTRUCTURES AND UTILITIES				
PROFILE	Abu Dhabi National Energy Company PJSC ("TAQA") is a global energy company that owns the majority of the power-generation and water-desalination assets in Abu Dhabi as well as power generation assets in Morocco, Ghana, United States, India, Saudi Arabia and Oman. TAQA is also involved in oil & gas exploration and production as well as pipelines and gas storage in North America and Europe. Established in 2005, TAQA is a state vehicle of the Government of Abu Dhabi and is listed on the Abu Dhabi Securities Exchange.				
FACILITY/BOND CODE	FACILITY/BOND NAME	MATURITY DATE	O/S AMT (MYR Mil)	CPN RATE (%)	RATING
201200012	TAQA RM3.5 BILLION SUKUK MURABAHAH PROGRAMME	05-Mar-2032	650		
VN120068	TAQA IMTN 4.650% 03.03.2022	03-Mar-2022	650	4.650	Withdrawn



REGISTRATION CODE	202001037814 (1394135V)				
ISSUER NAME	<b>AC First Genesis Berhad</b>				
INDUSTRY	PROPERTY AND REAL ESTATE				
PROFILE	AC First Genesis Berhad ("ACFGB") was established as a trust-owned special purpose vehicle on 19 November 2020, solely to undertake a sale-and-leaseback transaction involving Aman Central Mall. Proceeds from the sukuk issuance will be used by ACFGB to purchase the Aman Central Mall from the originator, Great Realty Sdn Bhd ("Great Realty"). Great Realty is a wholly-owned subsidiary of Belleview Sdn Berhad, a niche property development company with numerous residential, retail and commercial developments in the Malaysian northern region in its portfolio.				
FACILITY/BOND CODE	FACILITY/BOND NAME	MATURITY DATE	O/S AMT (MYR Mil)	CPN RATE (%)	RATING
202100029	AC FIRST GENESIS RM3.0 BILLION SUKUK IJARAH PROGRAMME	27-May-2041	175		
VJ210198	ACFGB IMTN Tranche 1 Class A1 3.51% EM:27.05.2024	27-Nov-2026	15	3.510	AAA
VL210199	ACFGB IMTN Tranche 1 Class A2 3.94% EM:27.05.2026	27-Nov-2028	20	3.940	AAA
VN210200	ACFGB IMTN Tranche 1 Class A3 4.34% EM:29.05.2028	27-Nov-2030	140	4.340	AAA
202100029_1	AC FIRST GENESIS RM3.0 BILLION SUKUK IJARAH PROGRAMME	27-May-2041	55		
VJ210201	ACFGB IMTN Tranche 1 Class B1 4.31% EM:27.05.2024	27-Nov-2026	5	4.310	AA2
VL210202	ACFGB IMTN Tranche 1 Class B2 4.64% EM:27.05.2026	27-Nov-2028	10	4.640	AA2
VN210203	ACFGB IMTN Tranche 1 Class B3 4.94% EM:29.05.2028	27-Nov-2030	40	4.940	AA2
202100029_2	AC FIRST GENESIS RM3.0 BILLION SUKUK IJARAH PROGRAMME	27-May-2041	170		
VN210204	ACFGB IMTN Tranche 1 Class C1 4.15% EM:29.05.2028	27-Nov-2030	170	4.150	NR(LT)
202100029_3	AC FIRST GENESIS RM3.0 BILLION SUKUK IJARAH PROGRAMME	27-May-2041	385		
VN210205	ACFGB IMTN Tranche 1 Class D1 EM:29.05.2028	27-Nov-2030	385	0.100	NR(LT)

REGISTRATION CODE	198401014370 (126926H)				
ISSUER NAME	<b>AEON Co. (M) Berhad</b>				
INDUSTRY	TRADING & SERVICES				
PROFILE	AEON Co. (M) Berhad ("AEON") was incorporated on 15 September 1984. The company was set up in response to the Malaysian Government's invitation to AEON Japan to help modernise the retailing industry in Malaysia. Listed on the Main Market of Bursa Malaysia, AEON has established itself as a leading chain of General Merchandise Stores and supermarkets in Malaysia. AEON is 51%-owned by Japan-based AEON Co, Ltd, Japan's single-largest shopping-mall developer and operator.				
FACILITY/BOND CODE	FACILITY/BOND NAME	MATURITY DATE	O/S AMT (MYR Mil)	CPN RATE (%)	RATING
201600016	AEON CO. RM1.0 BILLION 7 YEARS ICP & 15 YEARS IMTN PROGRAMMES	21-Apr-2031	545		
SC210197	AEON CO. ICP 92D 23.02.2022	23-Feb-2022	175	0.000	P1
VE210269	AEON CO. IMTN 3.095% 13.07.2022	13-Jul-2022	170	3.095	AA2
VF210422	AEON CO. IMTN 3.150% 10.11.2023	10-Nov-2023	200	3.150	AA2

REGISTRATION CODE	199601040414 (412767V)				
ISSUER NAME	<b>AEON Credit Service (M) Berhad</b>				
INDUSTRY	FINANCIAL SERVICES				
PROFILE	AEON Credit Service (M) Berhad ("AEON Credit") provides easy-payment schemes for purchases of consumer durables and motorcycles, along with personal financing and credit cards. It was established in 1997 as part of AEON Credit Service Co Ltd's ("AEON Credit Japan") expansion into the Malaysian consumer-financing segment following its venture into Hong Kong and Thailand. Its holding company, AEON Credit Japan - a subsidiary of AEON Co Ltd, a conglomerate involved in the retail arena as well as the provision of financial services - plays a critical role in AEON Credit's strategies and business decisions through its majority shareholdings in the latter.				
FACILITY/BOND CODE	FACILITY/BOND NAME	MATURITY DATE	O/S AMT (MYR Mil)	CPN RATE (%)	RATING
201300091	AEON CREDIT RM400.0M PERPETUAL NOTES	13-Nov-2113	100		
PZ180012	AEON 6.650% 13.11.2113 (Series 5)	13-Nov-2113	100	6.650	NR(LT)
201400069	AEON CREDIT RM400.0M PERPETUAL SUKUK PROGRAMME	28-Dec-2114	100		
PZ180011	AEON 6.650% 28.12.2114 (SERIES 3)	28-Dec-2114	100	6.650	NR(LT)
202000004	AEON CREDIT RM2.0 BILLION SUKUK WAKALAH PROGRAMME (SENIOR SUKUK)	09-Feb-2120	500		
PK200003	AEON CREDIT SENIOR SUKUK (SERIES 1 TRANCHE 1)	10-Feb-2027	300	3.800	AA3
PL200002	AEON CREDIT SENIOR SUKUK (SERIES 1 TRANCHE 2)	10-Feb-2028	200	3.850	AA3
202000011	AEON CREDIT RM2.0 BILLION SUKUK WAKALAH PROGRAMME (SUBORDINATED SUKUK)	09-Feb-2120	200		
PN200005	AEON CREDIT SUB SUKUK (SERIES 2 TRANCHE 1)	12-Mar-2030	200	3.950	A1

REGISTRATION CODE	197501003274 (025046T)				
ISSUER NAME	<b>Affin Bank Berhad</b>				
INDUSTRY	FINANCIAL SERVICES				
PROFILE	AFFIN Bank Berhad ("AFFIN Bank") is a wholly-owned subsidiary of AFFIN Holdings Berhad ("AFFIN Holdings") which is listed on the Main Market of Bursa Malaysia. AFFIN Bank commenced operations in January 2001 following a merger between the former Perwira Affin Bank Berhad and BSN Commercial (M) Berhad in August 2000. The bank's operations are categorised under key business units such as Business Banking, Consumer Banking and Treasury. Meanwhile, AFFIN Holdings is the financial-services arm of its major shareholder, Lembaga Tabung Angkatan Tentera.				
FACILITY/BOND CODE	FACILITY/BOND NAME	MATURITY DATE	O/S AMT (MYR Mil)	CPN RATE (%)	RATING
201700005	AFFIN BANK BERHAD RM6.0B MTN PROGRAMME (SUBORDINATED)	05-Feb-2117	2,000		
UN170018	AFFINBANK SUBORDINATED MTN 3650D 05.2.2027	05-Feb-2027	1,000	5.450	A1
UN170145	AFFINBANK SUBORDINATED MTN 3652D 20.9.2027	20-Sep-2027	1,000	5.030	A1
201800039	AFFIN BANK BERHAD RM3.0B ADDITIONAL TIER 1 CAPITAL SECURITIES PROGRAMME	29-Jul-2118	500		
UZ180095	AFFINBANK RM500M PERPETUAL AT1CS (T1)	29-Jul-2118	500	5.800	A3

REGISTRATION CODE	200501027372 (709506V)				
ISSUER NAME	<b>Affin Islamic Bank Berhad</b>				
INDUSTRY	FINANCIAL SERVICES				
PROFILE	AFFIN Islamic Bank Berhad ("AFFIN Islamic") is a wholly-owned subsidiary of AFFIN Bank Berhad ("AFFIN Bank" or the "Group"), which is in turn, wholly owned by AFFIN Holdings Berhad ("AFFIN Holdings") which is listed on the Main Market of Bursa Malaysia. Affin Holdings is the financial-services arm of its major shareholder, Lembaga Tabung Angkatan Tentera. As the Islamic banking arm of AFFIN Bank, AFFIN Islamic provides Shariah-compliant products and solutions to the Group's customers while leveraging on AFFIN Bank's infrastructure, branch network, backroom operations, risk management systems and treasury operations.				
FACILITY/BOND CODE	FACILITY/BOND NAME	MATURITY DATE	O/S AMT (MYR Mil)	CPN RATE (%)	RATING
201800050	AFFIN ISLAMIC PERPETUAL ADDITIONAL TIER 1 CAPITAL SUKUK WAKALAH	18-Oct-2118	300		
VZ180281	AFFIN ISLAMIC PERPETUAL AT1 SUKUK WAKALAH (T1)	18-Oct-2117	300	5.650	A3
201800051	AFFIN ISLAMIC PERPETUAL TIER 2 SUKUK MURABAHAH	18-Oct-2118	800		
VN180292	AFFIN ISLAMIC T2 SUKUK MURABAHAH 5.05% 23.10.2028	23-Oct-2028	800	5.050	A1

REGISTRATION CODE	201201000811 (974335M)				
ISSUER NAME	<b>Agroto Business (M) Sdn Berhad</b>				
INDUSTRY	PLANTATION AND AGRICULTURE				
PROFILE	Agroto Business (M) Sdn Bhd ("Agroto") was incorporated on 9 January 2012, in partnership with the Perak state government – through Perak State Agricultural Development Corporation. Through its wholly owned subsidiary, Natural Fresh Marketing (M) Sdn Bhd, Agroto is principally involved in the development of integrated sustainable vegetable farming, cultivation and sale of farm fresh vegetable produce. Agroto is 60%-owned by CH Kinta Valley Sdn Bhd and 20%-held by CH Kinta Green Valley Sdn Bhd. These two companies are, in turn, controlled by the Chai founding family.				
FACILITY/BOND CODE	FACILITY/BOND NAME	MATURITY DATE	O/S AMT (MYR Mil)	CPN RATE (%)	RATING
202100043	AGROTO ASEAN SUSTAINABILITY SRI SUKUK PROGRAMME OF UP TO RM300.00 MILLION	05-Aug-2036	200		
VI210311	AGROTO IMTN 4.800% 05.08.2026 (Tranche 1)	05-Aug-2026	200	4.800	AA1 (BG)

REGISTRATION CODE	201501039590 (1164908M)				
ISSUER NAME	<b>Al Dzahab Assets Berhad</b>				
INDUSTRY	FINANCIAL SERVICES				
PROFILE	Al Dzahab Assets Berhad is a special-purpose vehicle incorporated to undertake the securitisation of personal-financing receivables originated through the business partners of RCE Marketing Sdn Bhd. The personal-financing facilities, which are extended to civil servants, are repaid via non-discretionary salary deductions processed by the Accountant General's Department and Angkatan Koperasi Kebangsaan Malaysia Berhad.				
FACILITY/BOND CODE	FACILITY/BOND NAME	MATURITY DATE	O/S AMT (MYR Mil)	CPN RATE (%)	RATING
201600028	AL DZAHAB SUKUK MURABAHAH PROGRAMME (CLASS A)	21-Jun-2033	20		
VK160180	ALDZAHAB ABS-IMTN 21.06.2023 (Class A S3)	21-Jun-2023	20	5.700	AAA
201600029	AL DZAHAB SUKUK MURABAHAH PROGRAMME (CLASS B)	21-Jun-2033	25		
VM160181	ALDZAHAB ABS-IMTN 20.12.2024 (Class B)	20-Dec-2024	25	7.000	AAA

FACILITY/BOND CODE	FACILITY/BOND NAME	MATURITY DATE	O/S AMT (MYR Mil)	CPN RATE (%)	RATING
201600030	AL DZAHAB SUKUK MURABAHAH PROGRAMME (CLASS C)	21-Jun-2033	35		
VN160182	ALDZAHAB ABS-IMTN 19.06.2026 (Class C)	19-Jun-2026	35	18.000	NR(LT)
201600046	AL DZAHAB SUKUK MURABAHAH PROGRAMME (CLASS A TRANCHE 2)	21-Jun-2033	30		
VK160289	ALDZAHAB ABS-IMTN 29.09.2023(CLASS A TRANCHE 2 S3)	29-Sep-2023	30	5.500	AAA
201600047	AL DZAHAB SUKUK MURABAHAH PROGRAMME (CLASS B TRANCHE 2)	21-Jun-2033	35		
VM160290	ALDZAHAB ABS-IMTN 28.03.2025 (CLASS B TRANCHE 2)	28-Mar-2025	35	6.800	AAA
201600048	AL DZAHAB SUKUK MURABAHAH PROGRAMME (CLASS C TRANCHE 2)	21-Jun-2033	26		
VM160291	ALDZAHAB ABS-IMTN 28.03.2025 (CLASS C TRANCHE 2)	28-Mar-2025	26	27.500	NR(LT)
201700013	AL DZAHAB SUKUK MURABAHAH PROGRAMME (CLASS A TRANCHE 3)	21-Jun-2033	75		
VI170138	ALDZAHAB ABS-IMTN 29.03.2022(CLASS A TRANCHE 3 S2)	29-Mar-2022	35	4.900	AAA
VK170137	ALDZAHAB ABS-IMTN 29.03.2024(CLASS A TRANCHE 3 S3)	29-Mar-2024	40	5.150	AAA
201700014	AL DZAHAB SUKUK MURABAHAH PROGRAMME (CLASS B TRANCHE 3)	21-Jun-2033	45		
VM170136	ALDZAHAB ABS-IMTN 29.09.2025(CLASS B TRANCHE 3)	29-Sep-2025	45	6.350	AAA
201700015	AL DZAHAB SUKUK MURABAHAH PROGRAMME (CLASS C TRANCHE 3)	21-Jun-2033	22		
VM170135	ALDZAHAB ABS-IMTN 29.09.2025 (CLASS C TRANCHE 3)	29-Sep-2025	22	35.000	NR(LT)
201700050	AL DZAHAB SUKUK MURABAHAH PROGRAMME (CLASS A TRANCHE 4)	21-Jun-2033	95		
VI170252	ALDZAHAB ABS-IMTN 09.09.2022(CLASS A TRANCHE 4 S2)	09-Sep-2022	55	5.100	AAA
VK170253	ALDZAHAB ABS-IMTN 11.09.2024(CLASS A TRANCHE 4 S3)	11-Sep-2024	40	5.180	AAA
201700051	AL DZAHAB SUKUK MURABAHAH PROGRAMME (CLASS B TRANCHE 4)	21-Jun-2033	35		
VM170254	ALDZAHAB ABS-IMTN 11.03.2026 (CLASS B TRANCHE 4)	11-Mar-2026	35	6.110	AAA
201700052	AL DZAHAB SUKUK MURABAHAH PROGRAMME (CLASS C TRANCHE 4)	21-Jun-2033	20		

FACILITY/BOND CODE	FACILITY/BOND NAME	MATURITY DATE	O/S AMT (MYR Mil)	CPN RATE (%)	RATING
VM170255	ALDZAHAB ABS-IMTN 11.03.2026 (CLASS C TRANCHE 4)	11-Mar-2026	20	27.000	NR(LT)
201800010	AL DZAHAB SUKUK MURABAHAH PROGRAMME (CLASS A TRANCHE 5)	21-Jun-2033	95		
VI180089	ALDZAHAB ABS-IMTN 16.03.2023(CLASS A TRANCHE 5 S2)	16-Mar-2023	45	5.000	AAA
VK180090	ALDZAHAB ABS-IMTN 14.03.2025(CLASS A TRANCHE 5 S3)	14-Mar-2025	50	5.150	AAA
201800011	AL DZAHAB SUKUK MURABAHAH PROGRAMME (CLASS B TRANCHE 5)	21-Jun-2033	45		
VM180091	ALDZAHAB ABS-IMTN 15.09.2026 (CLASS B TRANCHE 5)	15-Sep-2026	45	6.000	AAA
201800012	AL DZAHAB SUKUK MURABAHAH PROGRAMME (CLASS C TRANCHE 5)	21-Jun-2033	27		
VM180092	ALDZAHAB ABS-IMTN 15.09.2026 (CLASS C TRANCHE 5)	15-Sep-2026	27	27.000	NR(LT)

<b>REGISTRATION CODE</b>	088103W				
<b>ISSUER NAME</b>	<b>Alliance Bank Malaysia Berhad</b>				
<b>INDUSTRY</b>	FINANCIAL SERVICES				
<b>PROFILE</b>	Alliance Bank Malaysia Berhad ("Alliance") is the provider of financial services which covers the following areas: consumer banking, SME banking, commercial banking, wholesale banking and Islamic banking. The parent company of Alliance, Alliance Financial Group Berhad, which was formerly known as Alliance Banking Group and founded on 19 January 2001 subsequent to the successful merger of seven financial institutions, is listed on the Main Market of Bursa Malaysia.				
FACILITY/BOND CODE	FACILITY/BOND NAME	MATURITY DATE	O/S AMT (MYR Mil)	CPN RATE (%)	RATING
201500043	Alliance Bank RM2.0 Billion Sub-MTN	27-Oct-2045	1,200		
UN200247	ALLIANCEB MTN 3650D 25.10.2030	25-Oct-2030	400	3.600	A2
UP200248	ALLIANCEB MTN 4383D 27.10.2032	27-Oct-2032	350	3.800	A2
US200250	ALLIANCEB MTN 5477D 26.10.2035	26-Oct-2035	450	4.050	A2
201700077	ALLIANCE BANK MALAYSIA BERHAD RM1.0 BILLION ADDITIONAL TIER 1 CAPITAL SECURITIES PROGRAMME	08-Nov-2117	250		
DZ170002	ALLIANCEB 6.250% 08.11.2117	08-Nov-2117	150	6.250	BBB1
DZ190001	ALLIANCEB 5.950% 08.11.2117	08-Nov-2117	100	5.950	BBB1

REGISTRATION CODE	200701018870 (776882V)				
ISSUER NAME	<b>Alliance Islamic Bank Berhad</b>				
INDUSTRY	FINANCIAL SERVICES				
PROFILE	Alliance Islamic Bank Berhad ("The Bank") was incorporated in June 2007 as a wholly-owned subsidiary of Alliance Bank and commenced its Islamic business on 1 April 2008 after assuming the Islamic banking business portfolio of Alliance Bank. The Bank is engaged in all aspects of Islamic banking and finance and provision of related financial services with key focus on consumer banking, commercial banking and SMEs.				
FACILITY/BOND CODE	FACILITY/BOND NAME	MATURITY DATE	O/S AMT (MYR Mil)	CPN RATE (%)	RATING
201700059	ALLIANCE ISLAMIC BANK BERHAD RM180.0 MILLION SUBORDINATED SUKUK MURABAHAH PROGRAMME	27-Sep-2047	130		
VN170268	ALLIANCE IMTN 5.500% 29.09.2027	29-Sep-2027	130	5.500	NR(LT)
201900020	ALLIANCE ISLAMIC BANK BERHAD ISLAMIC ADDITIONAL TIER 1 SUKUK WAKALAH	29-Mar-2119	100		
VZ190075	ALLIANCE IMTN 5.950% 29.03.2119	29-Mar-2119	100	5.950	BBB1

REGISTRATION CODE	201101033055 (961190U)				
ISSUER NAME	<b>Alpha Circle Sdn Berhad</b>				
INDUSTRY	TRADING & SERVICES				
PROFILE	Alpha Circle Sdn Bhd ("ACSB") is a funding conduit set up by NERS Sdn Bhd ("NERS") on 22 September 2011. The funds raised through ACSB will be utilised by NERS to implement the National Enforcement and Registration System ("NERS System") under a 12-year privately financed public infrastructure Concession Agreement granted by the Government of Malaysia on 20 July 2011. NERS will bear all risks arising from or expenses incurred when designing, developing, supplying, and maintaining the registration system with no recourse to the Government of Malaysia.				
FACILITY/BOND CODE	FACILITY/BOND NAME	MATURITY DATE	O/S AMT (MYR Mil)	CPN RATE (%)	RATING
201300089	ACSB RM595.0 MIL SUKUK MUSHARAKAH PROGRAMME (SENIOR SUKUK OF UP TO RM540.0 MIL)	31-May-2023	115		
VG190263	ACSB IMTN 5.450% 23.02.2022	23-Feb-2022	4	5.450	BB IS
VF190264	ACSB IMTN 5.450% 19.11.2021	23-Feb-2022	5	5.450	BB IS
VL130287	ACSB IMTN 5.450% 19.11.2021	23-Feb-2022	5	5.450	BB IS
VG190258	ACSB IMTN 5.450% 23.02.2022	23-Feb-2022	21	5.450	BB IS
VF190259	ACSB IMTN 5.450% 19.11.2021	23-Feb-2022	19	5.450	BB IS
VJ160428	ACSB IMTN 5.700% 18.11.2022	18-Nov-2022	25	5.700	BB IS
VG190257	ACSB IMTN 5.600% 18.11.2022	18-Nov-2022	12	5.600	BB IS
VG190262	ACSB IMTN 5.600% 18.11.2022	18-Nov-2022	3	5.600	BB IS
VM130286	ACSB IMTN 5.600% 18.11.2022	18-Nov-2022	20	5.600	BB IS
201300090	ACSB RM595.0 MIL SUKUK MUSHARAKAH PROGRAMME (JUNIOR SUKUK OF UP TO RM55.0 MIL)	31-May-2023	55		
VN130285	ACSB IMTN 6.000% 31.05.2023	31-May-2023	55	6.000	B IS



REGISTRATION CODE	201801008440 (1270454H)				
ISSUER NAME	<b>ALSREIT Capital Sdn Berhad</b>				
INDUSTRY	PROPERTY AND REAL ESTATE				
PROFILE	ALSREIT Capital Sdn Bhd ("ALSREIT") was incorporated on 1 March 2018. ALSREIT is established for the specific purpose of carrying out the function of a special purpose vehicle to obtain and/or procure Islamic financing including issuing Islamic securities, for and on behalf of Al-Salām Real Estate Investment Trust ("Al-Salām REIT"), a real estate investment trust listed on the Main Market of Bursa Malaysia. The principal activity of the Al-Salām REIT is to invest in Shariah-compliant properties. The fund's segments include retail, office and food and beverage, which consists of restaurant and non-restaurant outlets.				
FACILITY/BOND CODE	FACILITY/BOND NAME	MATURITY DATE	O/S AMT (MYR Mil)	CPN RATE (%)	RATING
201800043	ALSREIT RM1.5 BILLION SUKUK IJARAH PROGRAMME	24-Aug-2033	451		
VI200177	ALSREIT IMTN 0% 22.08.2025	22-Aug-2025	141	3.910	NR(LT)
VI200176	ALSREIT IMTN 0% 22.08.2025	22-Aug-2025	141	3.910	NR(LT)
VI200174	ALSREIT IMTN 0% 22.08.2025	22-Aug-2025	85	3.760	NR(LT)
VI200175	ALSREIT IMTN 0% 22.08.2025	22-Aug-2025	85	3.760	NR(LT)

REGISTRATION CODE	201001035887 (919811X)				
ISSUER NAME	<b>Aman Sukuk Berhad</b>				
INDUSTRY	PROPERTY AND REAL ESTATE				
PROFILE	Aman Sukuk Berhad ("Aman") is a special purpose vehicle incorporated by Pembinaan BLT Sdn Bhd ("PBLT") to facilitate the issuance of Islamic Medium Term Notes ("IMTN"). PBLT, a Government of Malaysia ("GoM")-owned company set up under the Private Finance Initiative, is responsible for the construction of the facilities and housing quarters for the Royal Malaysia Police under a build, lease and transfer model. As such, the proceeds raised by Aman will be utilised by PBLT to finance the construction. In return, PBLT will transfer all the rights, entitlements and benefits to the sublease rental receivables under the relevant series of lease and sublease agreements between PBLT and the GoM on the Royal Malaysian Police ("PDRM") facilities and quarters to Aman as the source of repayment for the IMTNs.				
FACILITY/BOND CODE	FACILITY/BOND NAME	MATURITY DATE	O/S AMT (MYR Mil)	CPN RATE (%)	RATING
201100006	AMAN RM10.0 BILLION IMTN PROGRAMME	28-Feb-2036	3,220		
VN120176	AMAN IMTN 4.130% 12.04.2022 - Tranche No. 16	12-Apr-2022	355	4.130	AAA IS
VK150070	AMAN IMTN 4.290% 06.05.2022 - Tranche No 39	06-May-2022	80	4.290	AAA IS
VN120281	AMAN IMTN 3.900% 27.07.2022 - Tranche No. 22	27-Jul-2022	175	3.900	AAA IS
VP110030	AMAN IMTN 4.750% 28.02.2023 - Tranche No. 5	28-Feb-2023	200	4.750	AAA IS
VN130094	AMAN IMTN 4.100% 08.03.2023 - Tranche No 28	08-Mar-2023	160	4.100	AAA IS
VP110402	AMAN IMTN 4.250% 20.10.2023 - Tranche No. 11	20-Oct-2023	205	4.250	AAA IS
VP120177	AMAN IMTN 4.250% 12.04.2024 - Tranche No. 17	12-Apr-2024	225	4.250	AAA IS
VN140144	AMAN IMTN 4.780% 30.05.2024 - Tranche No 34	30-May-2024	355	4.780	AAA IS
VP120282	AMAN IMTN 4.080% 26.07.2024 - Tranche No. 23	26-Jul-2024	130	4.080	AAA IS
VP130095	AMAN IMTN 4.220% 07.03.2025 - Tranche No 29	07-Mar-2025	95	4.220	AAA IS
VN150071	AMAN IMTN 4.470% 08.05.2025 - Tranche No 40	08-May-2025	110	4.470	AAA IS
VS110031	AMAN IMTN 5.050% 27.02.2026 - Tranche No. 6	27-Feb-2026	140	5.050	AAA IS
VP140145	AMAN IMTN 4.930% 29.05.2026 - Tranche No 35	29-May-2026	245	4.930	AAA IS
VS110403	AMAN IMTN 4.450% 21.10.2026 - Tranche No. 12	21-Oct-2026	145	4.450	AAA IS

FACILITY/BOND CODE	FACILITY/BOND NAME	MATURITY DATE	O/S AMT (MYR Mil)	CPN RATE (%)	RATING
VS120178	AMAN IMTN 4.400% 12.04.2027 - Tranche No. 18	12-Apr-2027	195	4.400	AAA IS
VP150072	AMAN IMTN 4.570% 07.05.2027 - Tranche No 41	07-May-2027	60	4.570	AAA IS
VS120283	AMAN IMTN 4.230% 27.07.2027 - Tranche No. 24	27-Jul-2027	145	4.230	AAA IS
VS130096	AMAN IMTN 4.250% 08.03.2028 - Tranche No 30	08-Mar-2028	65	4.250	AAA IS
VS140146	AMAN IMTN 5.130% 30.05.2029 - Tranche No 36	30-May-2029	105	5.130	AAA IS
VS150073	AMAN IMTN 4.700% 08.05.2030 - Tranche No 42	08-May-2030	30	4.700	AAA IS

<b>REGISTRATION CODE</b>	196901000166 (008515D)				
<b>ISSUER NAME</b>	<b>AmBank (M) Berhad</b>				
<b>INDUSTRY</b>	<b>FINANCIAL SERVICES</b>				
<b>PROFILE</b>	AmBank (M) Berhad ("AmBank") is a wholly-owned subsidiary of AMMB Holdings Berhad ("AMMB Holdings"), which is listed on the Main Market of Bursa Malaysia. AmBank offers an extensive range of financial services to clients to meet their needs. Their services include consumer banking, business banking, investment banking, treasury & markets business, broking, insurance, fund management, offshore banking, futures and options trading. The major shareholders of AMMB Holdings include the Australia and New Zealand Banking Group, Amcorp Group Berhad and Employees Provident Fund.				
FACILITY/BOND CODE	FACILITY/BOND NAME	MATURITY DATE	O/S AMT (MYR Mil)	CPN RATE (%)	RATING
201000004	AmBank RM7.0B Senior Notes	23-Mar-2040	400		
UF210435	AMBANK MTN 547D 30.6.2023	30-Jun-2023	150	2.940	AA3
UF210436	AMBANK MTN 729D 29.12.2023	29-Dec-2023	250	3.140	AA3
201300113	AMBANK RM4.0B SUB NOTES	30-Dec-2043	2,995		
UN170035	AMBANK MTN 3652D 15.3.2027 (SUB-NOTES)	15-Mar-2027	500	5.200	A1
UN170161	AMBANK MTN 3651D 15.10.2027 (SUB-NOTES)	15-Oct-2027	570	4.900	A1
UN180026	AMBANK MTN 3652D 23.2.2028	23-Feb-2028	175	5.230	A1
UN180034	AMBANK MTN 3653D 14.3.2028	14-Mar-2028	350	5.230	A1
UN180216	AMBANK MTN 3653D 15.11.2028	15-Nov-2028	1,000	4.980	A1
UN210141	AMBANK MTN 3650D 28.3.2031	28-Mar-2031	400	4.180	A1

<b>REGISTRATION CODE</b>	199401009897 (295576U)				
<b>ISSUER NAME</b>	<b>AmBank Islamic Berhad</b>				
<b>INDUSTRY</b>	<b>FINANCIAL SERVICES</b>				
<b>PROFILE</b>	AmBank Islamic Berhad ("AmIslamic") is a wholly owned subsidiary of AMMB Holdings Berhad ("AMMB Holdings") and is the Islamic banking arm of AMMB Holdings which offers Shariah compliant banking products and services. AMMB Holdings is listed on Bursa Malaysia and its major shareholders include the Australia and New Zealand Banking Group, Amcorp Group Berhad and Employees Provident Fund.				
FACILITY/BOND CODE	FACILITY/BOND NAME	MATURITY DATE	O/S AMT (MYR Mil)	CPN RATE (%)	RATING
201000040	AmIslamic RM3.0B Senior Sukuk Musyarakah	20-Sep-2040	1,000		
PF200006	AISL 3.550% 25.03.2022	25-Mar-2022	200	3.550	AA3
PI200007	AISL 4.100% 27.03.2025	27-Mar-2025	800	4.100	AA3
201400009	AMISLAMIC RM3.0B SUBORDINATED SUKUK	26-Feb-2044	1,290		
VN170115	AISL IMTN 5.200% 15.03.2027	15-Mar-2027	240	5.200	A1
VN180079	AISL IMTN 5.230% 23.02.2028	23-Feb-2028	150	5.230	A1
VN180280	AISL IMTN 4.880% 18.10.2028	18-Oct-2028	500	4.880	A1
VN200337	AISL IMTN 06.12.2030	06-Dec-2030	400	3.130	A1

REGISTRATION CODE	199201020319 (251823V)				
ISSUER NAME	<b>Anakku Sdn Berhad</b>				
INDUSTRY	CONSUMER PRODUCTS				
PROFILE	Anakku Sdn Berhad ("Anakku") was incorporated on 31 October 1992 and is wholly-owned by Asia Brands Berhad, a listed entity on the Main Market of Bursa Malaysia. Anakku's principal activities include trading and retailing in baby wear, baby care and related products through heavy traffic outlets, distributors as well as retailing boutique outlets.				
FACILITY/BOND CODE	FACILITY/BOND NAME	MATURITY DATE	O/S AMT (MYR Mil)	CPN RATE (%)	RATING
201500004	ANAKKU RM200.0 MILLION UNRATED SUKUK PROGRAMME	15-Mar-2030	25		
VF200041	ANAKKU IMTN Series 9C 10.03.2022	10-Mar-2022	2	4.900	NR(LT)
VF200042	ANAKKU IMTN Series 9B 10.03.2022	10-Mar-2022	2	5.190	NR(LT)
VF200043	ANAKKU IMTN Series 9A 10.03.2022	10-Mar-2022	2	5.850	NR(LT)
VG200040	ANAKKU IMTN Series 10A 10.03.2023	10-Mar-2023	3	5.850	NR(LT)
VG200038	ANAKKU IMTN Series 10C 10.03.2023	10-Mar-2023	4	4.900	NR(LT)
VG200039	ANAKKU IMTN Series 10B 10.03.2023	10-Mar-2023	3	5.190	NR(LT)
VH200037	ANAKKU IMTN Series 11A 11.03.2024	11-Mar-2024	2	5.850	NR(LT)
VH200036	ANAKKU IMTN Series 11B 11.03.2024	11-Mar-2024	4	5.190	NR(LT)
VH200035	ANAKKU IMTN Series 11C 11.03.2024	11-Mar-2024	4	4.900	NR(LT)

REGISTRATION CODE	201101011406 (939539X)				
ISSUER NAME	<b>Anih Berhad</b>				
INDUSTRY	INFRASTRUCTURES AND UTILITIES				
PROFILE	<p>ANIH Berhad ("ANIH") was formed on 7 April 2011 as part of the restructuring exercise by the MTD Capital Berhad group ("MTD Capital group") to acquire all toll concession assets held by MTD Prime Sdn Bhd ("MTD Prime") and Metramac Corporation Sdn Bhd ("Metramac"). Post-restructuring in November 2011, ANIH acquired the Concession Agreements of the four highways, namely the Kuala Lumpur-Karak Highway ("Karak Highway") and the East Coast Expressway Phase 1 ("ECE1") from MTD Prime as well as the Kuala Lumpur-Seremban Expressway ("KL-Seremban Expressway") and the East-West Link Expressway ("EWL") from Metramac. Karak Highway is the primary east-west highway linking the Klang Valley to the East Coast corridor in Karak town and is the main gateway to Malaysia's famous highland resort, Genting Highlands. The 38-year toll concession for Karak Highway expires on 27 July 2032. Meanwhile, the ECE1 is an extension of the Karak Highway from Karak to Jabur, Terengganu. The 28-year toll concession for the ECE1 expires on 31 December 2032. The KL-Seremban Expressway connects the North-South Expressway Southern Route at the Sungai Besi toll plaza to the Jalan Istana Interchange. Its 23-year concession is due to expire on 31 May 2018. As for the EWL, which connects Seputeh to Taman Connaught in Cheras, toll collections was discontinued seven years earlier than the expiry of its Concession Agreement in 2018 following the Government's decision to abolish toll collections on the EWL in 2011. ANIH is wholly owned by Dato' Dr Nik Hussain bin Abdul Rahman and Dato' Azmil Khalili bin Dato' Khalid, who are also directors and shareholders of the MTD Capital group.</p>				
FACILITY/BOND CODE	FACILITY/BOND NAME	MATURITY DATE	O/S AMT (MYR Mil)	CPN RATE (%)	RATING
201100073	ANIH RM2.5 BILLION SUKUK PROGRAMME	29-Nov-2029	1,640		
VO110447	ANIH IMTN 5.22% 29.11.2022 - Tranche 9	29-Nov-2022	160	5.220	AA IS
VP110448	ANIH IMTN 5.34% 29.11.2023 - Tranche 10	29-Nov-2023	180	5.340	AA IS
VQ110449	ANIH IMTN 5.46% 29.11.2024 - Tranche 11	29-Nov-2024	200	5.460	AA IS
VR110450	ANIH IMTN 5.58% 28.11.2025 - Tranche 12	28-Nov-2025	200	5.580	AA IS
VS110451	ANIH IMTN 5.70% 27.11.2026 - Tranche 13	27-Nov-2026	220	5.700	AA IS
VT110452	ANIH IMTN 5.85% 29.11.2027 - Tranche 14	29-Nov-2027	220	5.850	AA IS
VU110453	ANIH IMTN 6.00% 29.11.2028 - Tranche 15	29-Nov-2028	230	6.000	AA IS
VV110454	ANIH IMTN 6.15% 29.11.2029 - Tranche 16	29-Nov-2029	230	6.150	AA IS
201100074	ANIH RM620 MILLION JUNIOR BONDS	28-Nov-2031	620		
PW110046	ANIH Junior Bonds 7.0% 29.11.2030 - Tranche 1	29-Nov-2030	350	7.000	NR(LT)
PX110047	ANIH Junior Bonds 7% 28.11.2031 - Tranche 2	28-Nov-2031	270	7.000	NR(LT)

REGISTRATION CODE	201401006599 (1082682X)				
ISSUER NAME	<b>Aquasar Capital Sdn Berhad</b>				
INDUSTRY	FINANCIAL SERVICES				
PROFILE	<p>Aquasar Capital Sdn Bhd is a wholly owned subsidiary of Aquasar Holdings Sdn Bhd, which in turn is wholly owned by the Sarawak State Government. It is a funding vehicle established to raise funds for the development, construction, management, operation and maintenance of Kuching's Centralized Sewerage System ("the Project"), undertaken by the Sewerage Services Department, Sarawak. The Project area covers the south of the Sarawak river and the northern region of Kuching City.</p>				
FACILITY/BOND CODE	FACILITY/BOND NAME	MATURITY DATE	O/S AMT (MYR Mil)	CPN RATE (%)	RATING
201400037	AQUASAR RM1,500.0 MILLION SUKUK MURABAHAH PROGRAMME	18-Jul-2029	800		
VL140188	AQUASAR IMTN 4.860% 18.07.2022	18-Jul-2022	100	4.860	AAA (S)
VM140187	AQUASAR IMTN 4.920% 18.07.2023	18-Jul-2023	100	4.920	AAA (S)
VN140186	AQUASAR IMTN 4.950% 18.07.2024	18-Jul-2024	100	4.950	AAA (S)

FACILITY/BOND CODE	FACILITY/BOND NAME	MATURITY DATE	O/S AMT (MYR Mil)	CPN RATE (%)	RATING
VO140185	AQUASAR IMTN 5.080% 18.07.2025	18-Jul-2025	100	5.080	AAA (S)
VP140184	AQUASAR IMTN 5.170% 17.07.2026	17-Jul-2026	100	5.170	AAA (S)
VQ140183	AQUASAR IMTN 5.300% 16.07.2027	16-Jul-2027	100	5.300	AAA (S)
VR140182	AQUASAR IMTN 5.350% 18.07.2028	18-Jul-2028	100	5.350	AAA (S)
VS140181	AQUASAR IMTN 5.430% 18.07.2029	18-Jul-2029	100	5.430	AAA (S)

<b>REGISTRATION CODE</b>	200901035673 (878792W)				
<b>ISSUER NAME</b>	<b>Ara Bintang Berhad</b>				
<b>INDUSTRY</b>	ASSET-BACKED SECURITIES				
<b>PROFILE</b>	A 100%-owned special purpose vehicle of Starhill Global Real Estate Investment Trust ("SG REIT"), Ara Bintang Berhad ("Ara Bintang") is established for the securitisation of Starhill Gallery and Lot 10 Shopping Centre, as part of YTL Corporation Berhad's ("YTL Corp") strategy to realign these retail assets under SG REIT, its REIT vehicle for retail and office property. Starhill Gallery and Lot 10 Shopping Centre, which were previously owned by the originator, Starhill Real Estate Investment Trust ("Starhill REIT"), are nestled within Kuala Lumpur's Golden Triangle. Listed on the Main Market of Bursa Malaysia, Starhill REIT's principal investment objective is to own and invest in real estate and real estate-related assets.				
FACILITY/BOND CODE	FACILITY/BOND NAME	MATURITY DATE	O/S AMT (MYR Mil)	CPN RATE (%)	RATING
201000022	ARA BINTANG RM330M SENIOR MTNs PROGRAMME	28-Jun-2075	330		
UK190293	ARA BINTANG THIRD SENIOR MTNs 2373D 17.3.2026	17-Mar-2026	330	5.500	Withdrawn
201000023	ARA BINTANG RM920M JUNIOR MTNs PROGRAMME	28-Jun-2075	850		
UJ200071	ARA BINTANG SEVENTH JUNIOR 2191D 17.3.2026	17-Mar-2026	37	1.840	NR(LT)
UJ200185	ARA BINTANG EIGHT JUNIOR MTN 2007D 17.3.2026	17-Mar-2026	35	1.840	NR(LT)
UK190294	ARA BINTANG SIXTH JUNIOR MTN 2373D 17.3.2026	17-Mar-2026	778	1.840	NR(LT)

<b>REGISTRATION CODE</b>	201701034525 (1248696T)				
<b>ISSUER NAME</b>	<b>ARREIT MTN 1 Sdn Berhad</b>				
<b>INDUSTRY</b>	PROPERTY AND REAL ESTATE				
<b>PROFILE</b>	Incorporated on 28 September 2017, ARREIT MTN 1 Sdn Berhad is a special purpose vehicle which was established to raise financing for and on behalf of AmanahRaya Real Estate Investment Trust.				
FACILITY/BOND CODE	FACILITY/BOND NAME	MATURITY DATE	O/S AMT (MYR Mil)	CPN RATE (%)	RATING
201700093	ARREIT RM950.0M Medium Term Notes Programme	22-Dec-2032	611		
UI200081	ARREIT MTN 1826D 20.3.2025 (Tranche 2)	20-Mar-2025	161	3.680	NR(LT)
UL170193	ARREIT MTN 2922D 22.12.2025 (Tranche 1 Series 1)	22-Dec-2025	450	3.680	NR(LT)

REGISTRATION CODE	201901017963 (1327292V)				
ISSUER NAME	<b>Atrium REIT Capital Sdn Berhad</b>				
INDUSTRY	PROPERTY AND REAL ESTATE				
PROFILE	Atrium REIT Capital Sdn Berhad ("Atrium REIT") was incorporated on 21 May 2019 as a special purpose vehicle to raise funds on behalf of Atrium Real Estate Investment Trust ("Atrium REIT") through issuance of bonds. Atrium REIT is an industrial focused real estate investment trust and was listed on the Main Market of Bursa Malaysia on 2 April 2007.				
FACILITY/BOND CODE	FACILITY/BOND NAME	MATURITY DATE	O/S AMT (MYR Mil)	CPN RATE (%)	RATING
201900057	ATRIUM REIT RM999.0M MTN PROGRAMME	07-Oct-2049	158		
UK210107	ATRIUM REIT CAPITAL TRANCHE 3 MTN 2557D 22.3.2028	22-Mar-2028	36	3.580	NR(LT)
UN190335	ATRIUM REIT CAPITAL TRANCHE 2 MTN 3651D 05.10.2029	05-Oct-2029	87	3.600	NR(LT)
UN200246	ATRIUM REIT CAPITAL TRANCHE 1 MTN 3652D 22.10.2030	22-Oct-2030	35	3.580	NR(LT)

REGISTRATION CODE	201101025615 (953751W)				
ISSUER NAME	<b>Axis REIT Sukuk Berhad</b>				
INDUSTRY	PROPERTY AND REAL ESTATE				
PROFILE	Axis REIT Sukuk Berhad ("ARSB") was established on 21 July 2011 as a funding conduit for Axis Real Estate Investment Trust ("Axis REIT"). The proceeds of each sukuk issuance will be raised through a commercial real estate-backed transaction with each sukuk issuance being backed by their respective pool of commercial properties. Established in June 2005 and listed on the Main Market of Bursa Malaysia on 3 August 2005, Axis REIT is primarily involved in the investment of commercial, office and office/industrial real estate.				
FACILITY/BOND CODE	FACILITY/BOND NAME	MATURITY DATE	O/S AMT (MYR Mil)	CPN RATE (%)	RATING
201200037	ARSB RM5M CLASS D (FIRST SUKUK ISSUE)	12-Jul-2024	5		
VP120268	ARSB IMTN 5.600% 12.07.2024 - Class D	12-Jul-2024	5	5.600	AA3
201200038	ARSB RM5M CLASS C (FIRST SUKUK ISSUE)	12-Jul-2024	5		
VP120267	ARSB IMTN 5.300% 12.07.2024 - Class C	12-Jul-2024	5	5.300	AA2
201200039	ARSB RM5M CLASS B (FIRST SUKUK ISSUE)	12-Jul-2024	5		
VP120266	ARSB IMTN 4.950% 12.07.2024 - Class B	12-Jul-2024	5	4.950	AA1
201200040	ARSB RM95M CLASS A (FIRST SUKUK ISSUE)	12-Jul-2024	95		
VP120265	ARSB IMTN 4.500% 12.07.2024 - Class A	12-Jul-2024	95	4.500	AAA
201900001	ARSB RM240M (THIRD SUKUK ISSUE)	07-Jan-2028	240		
VM190001	ARSB IMTN 4.650% 07.01.2028 - Third Sukuk	07-Jan-2028	240	4.650	NR(LT)
202100048	ARSB RM210M (FOURTH SUKUK ISSUE)	15-Sep-2032	210		
VL210346	ARSB IMTN 3.680% 14.09.2029 - Fourth Sukuk (T1)	14-Sep-2029	130	3.680	NR(LT)
VO210347	ARSB IMTN 4.050% 15.09.2032 - Fourth Sukuk (T2)	15-Sep-2032	80	4.050	NR(LT)



REGISTRATION CODE	201901023944 (1333273A)				
ISSUER NAME	<b>AZRB Capital Sdn Berhad</b>				
INDUSTRY	CONSTRUCTION AND ENGINEERING				
PROFILE	AZRB Capital Sdn Berhad ("AZRB Capital"), which is a wholly-owned subsidiary of Bursa-listed Ahmad Zaki Resources Berhad ("AZRB") was incorporated on 8 July 2019. AZRB Capital was established solely for the purpose of issuance of sukuk which will be on-lent to AZRB. Besides being mainly involved in the engineering & construction industry, AZRB is also involved in the plantation, oil and gas, and property industries.				
FACILITY/BOND CODE	FACILITY/BOND NAME	MATURITY DATE	O/S AMT (MYR Mil)	CPN RATE (%)	RATING
201900081	AZRB CAPITAL RM535.0 MILLION 12-YEARS SUKUK MURABAHAH	26-Dec-2031	535		
VG190296	AZRB CAPITAL IMTN 4.700% 23.12.2022	23-Dec-2022	100	4.700	AA- IS
VI190297	AZRB CAPITAL IMTN 4.850% 26.12.2024	26-Dec-2024	85	4.850	AA- IS
VK190298	AZRB CAPITAL IMTN 5.000% 24.12.2026	24-Dec-2026	95	5.000	AA- IS
VL190299	AZRB CAPITAL IMTN 5.050% 24.12.2027	24-Dec-2027	50	5.050	AA- IS
VM190300	AZRB CAPITAL IMTN 5.100% 26.12.2028	26-Dec-2028	50	5.100	AA- IS
VN190301	AZRB CAPITAL IMTN 5.150% 26.12.2029	26-Dec-2029	55	5.150	AA- IS
VO190302	AZRB CAPITAL IMTN 5.250% 26.12.2030	26-Dec-2030	55	5.250	AA- IS
VP190303	AZRB CAPITAL IMTN 5.350% 26.12.2031	26-Dec-2031	45	5.350	AA- IS

REGISTRATION CODE	199401002358 (288036M)				
ISSUER NAME	<b>Bakun Hydro Power Generation Sdn Berhad (fka Sarawak Hidro Sdn Berhad)</b>				
INDUSTRY	INFRASTRUCTURES AND UTILITIES				
PROFILE	Bakun Hydro Power Generation Sdn Berhad ("Bakun Hydro"), which was incorporated on 24 January 1994, owns and operates the 2,400 MW Bakun hydroelectric plant ("The Plant"). Bakun Hydro holds a licence from the Sarawak State Government to construct and operate the Plant to deliver electricity to Syarikat SESCO Berhad, which is wholly owned by Sarawak Energy Berhad and Sarawak State's sole integrated electricity company. The Plant is located on the Balui River in the Upper Rajang River basin, 37 km upstream from the town of Belaga in Sarawak. Bakun Hydro is a wholly-owned subsidiary of Sarawak Energy Berhad through SEB Power Sdn Berhad.				
FACILITY/BOND CODE	FACILITY/BOND NAME	MATURITY DATE	O/S AMT (MYR Mil)	CPN RATE (%)	RATING
201300061	BAKUN HYDRO RM1.0 BILLION SUKUK IJARAH	18-Aug-2034	1,000		
VS130238	SARAWAKHIDRO IMTN 4.600% 18.08.2028	18-Aug-2028	500	4.600	NR(LT)
VS130247	SARAWAKHIDRO IMTN 4.580% 13.10.2028	13-Oct-2028	500	4.580	NR(LT)
201600040	BAKUN HYDRO 15 YRS RM5.54B IMTN	11-Aug-2031	4,525		
VJ160251	SARAWAKHIDRO IMTN 4.25% 11.08.2022	11-Aug-2022	425	4.250	AAA
VK160250	SARAWAKHIDRO IMTN 4.29% 11.08.2023	11-Aug-2023	450	4.290	AAA
VL160249	SARAWAKHIDRO IMTN 4.34% 09.08.2024	09-Aug-2024	470	4.340	AAA
VM160248	SARAWAKHIDRO IMTN 4.38% 11.08.2025	11-Aug-2025	470	4.380	AAA
VN160247	SARAWAKHIDRO IMTN 4.43% 11.08.2026	11-Aug-2026	480	4.430	AAA
VO160246	SARAWAKHIDRO IMTN 4.47% 11.08.2027	11-Aug-2027	470	4.470	AAA
VQ160245	SARAWAKHIDRO IMTN 4.56% 10.08.2029	10-Aug-2029	510	4.560	AAA
VR160244	SARAWAKHIDRO IMTN 4.61% 09.08.2030	09-Aug-2030	625	4.610	AAA
VS160243	SARAWAKHIDRO IMTN 4.67% 11.08.2031	11-Aug-2031	625	4.670	AAA

REGISTRATION CODE	201001016825 (900528T)				
ISSUER NAME	<b>Bandar Malaysia Sdn Berhad</b>				
INDUSTRY	PROPERTY AND REAL ESTATE				
PROFILE	Bandar Malaysia Sdn Berhad is a fully owned subsidiary of 1MDB Real Estate Sdn Berhad that was established in 2010. It is principally involved in real estate, property development and investment holding activities.				
FACILITY/BOND CODE	FACILITY/BOND NAME	MATURITY DATE	O/S AMT (MYR Mil)	CPN RATE (%)	RATING
201400007	BMSB RM2.4B Sukuk Murabahah Programme	20-Feb-2024	1,450		
VM140419	BMSB IMTN 0.350% 29.12.2023	29-Dec-2023	450	0.350	NR(LT)
VN140032	BMSB IMTN 0.350% 20.02.2024	20-Feb-2024	1,000	0.350	NR(LT)

REGISTRATION CODE	201301020260 (1050090W)				
ISSUER NAME	<b>Bandar Serai Development Sdn Berhad</b>				
INDUSTRY	PROPERTY AND REAL ESTATE				
PROFILE	Bandar Serai Development Sdn Berhad ("Bandar Serai") is a wholly-owned subsidiary of Gamuda Berhad ("Gamuda"). Bandar Serai is expected to develop an approximately 724-acre parcel of land in Rawang, Selangor, into an integrated township comprising residential and commercial properties over a period of 16 years. Bandar Serai's parent company, Gamuda, is a Bursa-listed company that is involved in construction and infrastructure, property development, toll operations and maintenance of water treatment plants.				
FACILITY/BOND CODE	FACILITY/BOND NAME	MATURITY DATE	O/S AMT (MYR Mil)	CPN RATE (%)	RATING
201400058	BSDSB RM1.0 BILLION IMTN PROGRAMME	18-Nov-2044	100		
VI180250	BSDSB IMTN 4.688% 28.08.2023 - ISSUE NO 3	28-Aug-2023	100	4.688	AA3 (S)

REGISTRATION CODE	198301002944 (098127X)				
ISSUER NAME	<b>Bank Islam Malaysia Berhad</b>				
INDUSTRY	FINANCIAL SERVICES				
PROFILE	Bank Islam Malaysia Berhad ("Bank Islam"), Malaysia's first Islamic bank, was established in 1983. Bank Islam is principally involved in the provision of Shariah-compliant financial products and services. The bank is wholly-owned by BIMB Holdings Berhad, an investment holding company listed on the Main Market of Bursa Malaysia.				
FACILITY/BOND CODE	FACILITY/BOND NAME	MATURITY DATE	O/S AMT (MYR Mil)	CPN RATE (%)	RATING
201500016	Bank Islam RM1.0 Billion Subordinated Sukuk Murabahah Programme	21-Apr-2045	300		
PN170025	ISLAM 5.08% 12.11.2027 - Tranche 3	12-Nov-2027	300	5.080	A1
201800055	BANK ISLAM RM10.0 BILLION SUKUK MURABAHAH PROGRAMME (SUBORDINATED SUKUK MURABAHAH)	07-Nov-2118	1,700		
VN180310	ISLAM IMTN (SUB) 5.150% 07.11.2028 - Tranche 1	07-Nov-2028	300	5.150	A1
VN200060	ISLAM IMTN (SUB) 3.75% 26.03.2030 - Tranche 2	26-Mar-2030	400	3.750	A1
VN200229	ISLAM IMTN 3.600% 21.10.2030	21-Oct-2030	700	3.600	A1
VN210421	ISLAM IMTN 4.100% 12.11.2031	12-Nov-2031	300	4.100	A1



REGISTRATION CODE	196501000376 (006175W)				
ISSUER NAME	<b>Bank Muamalat Malaysia Berhad</b>				
INDUSTRY	FINANCIAL SERVICES				
PROFILE	Bank Muamalat Malaysia Berhad ("Bank Muamalat") is the second full-fledged Islamic bank to be established in Malaysia. Its operations commenced on 1 October 1999 and its assets and liabilities were brought over from the Islamic banking window of the former Bank Bumiputra Malaysia Berhad, Bank of Commerce (M) Berhad and BBMB Kewangan Berhad. Bank Muamalat is jointly owned by Khazanah Nasional Berhad (30%) and DRB-Hicom Berhad (70%).				
FACILITY/BOND CODE	FACILITY/BOND NAME	MATURITY DATE	O/S AMT (MYR Mil)	CPN RATE (%)	RATING
201600025	MUAMALAT RM1.0B SUBORDINATED SUKUK MURABAHAH	13-Jun-2036	500		
VN210226	MUAMALAT IMTN 4.500% 13.06.2031	13-Jun-2031	500	4.500	A3

REGISTRATION CODE	197301003074 (016562K)				
ISSUER NAME	<b>Bank Pembangunan Malaysia Berhad</b>				
INDUSTRY	FINANCIAL SERVICES				
PROFILE	Bank Pembangunan Malaysia Berhad ("BPMB") was incorporated on 28 November 1973 and started its operations on 8 June 1974. BPMB, also known as Malaysia Development Bank, is a development financial institution owned by the Government of Malaysia through the Minister of Finance (Incorporated). BPMB is mandated to provide medium to long term financing to capital intensive industries, which include infrastructure projects, maritime, technology and oil and gas sectors.				
FACILITY/BOND CODE	FACILITY/BOND NAME	MATURITY DATE	O/S AMT (MYR Mil)	CPN RATE (%)	RATING
200000054	BPIMB \$2.5B INFRA. NOTES PROG.	30-Oct-2025	200		
PZ00197S	BPIMB RM500 Million 7.500% 30.10.2025	30-Oct-2025	200	7.500	NR(LT)
200600027	BPMB RM7.0B ISLAMIC MTN	25-Apr-2036	3,000		
VI170040	BPMB IMTN 4.28% 02.03.2022 - Issue No 10	02-Mar-2022	500	4.280	AAA
VN160330	BPMB IMTN 4.50% 04.11.2026 - Issue No 7	04-Nov-2026	850	4.500	AAA
VN170041	BPMB IMTN 4.62% 02.03.2027 - Issue No 11	02-Mar-2027	300	4.620	AAA
VS160331	BPMB IMTN 4.75% 04.11.2031 - Issue No 8	04-Nov-2031	190	4.750	AAA
VS170042	BPMB IMTN 4.98% 02.03.2032 - Issue No 12	02-Mar-2032	700	4.980	AAA
VW160332	BPMB IMTN 4.95% 02.11.2035 - Issue No 9	02-Nov-2035	460	4.950	AAA
202000039	BPMB RM5.0 BILLION IMTN SUKUK WAKALAH	12-Oct-2050	2,700		
VI200223	BPMB IMTN 2.800% 10.10.2025	10-Oct-2025	385	2.800	AAA IS
VI210220	BPMB IMTN 3.250% 08.06.2026	08-Jun-2026	480	3.250	AAA IS
VK200224	BPMB IMTN 3.000% 12.10.2027	12-Oct-2027	335	3.000	AAA IS
VK210219	BPMB IMTN 3.600% 08.06.2028	08-Jun-2028	70	3.600	AAA IS
VK210383	BPMB IMTN 3.950% 25.10.2028	25-Oct-2028	450	3.950	AAA IS
VN200225	BPMB IMTN 3.180% 11.10.2030	11-Oct-2030	280	3.180	AAA IS
VN210218	BPMB IMTN 4.050% 06.06.2031	06-Jun-2031	700	4.050	AAA IS
200600027_1	BPMB RM7.0B ISLAMIC MTN (Guaranteed)	25-Apr-2036	2,300		
VN140223	BPMB GG IMTN 4.38% 12.09.2024 - ISSUE NO 4	12-Sep-2024	500	4.380	NR(LT)
VS140224	BPMB GG IMTN 4.75% 12.09.2029 - ISSUE NO 5	12-Sep-2029	900	4.750	NR(LT)
VX140225	BPMB GG IMTN 4.85% 12.09.2034 - ISSUE NO 6	12-Sep-2034	900	4.850	NR(LT)
200600028_1	BPMB RM7.0B CONVENTIONAL MTN (Guaranteed)	25-Apr-2036	500		
UK160011	BPMB GG MTN 2555D 20.1.2023 - ISSUE NO 5	20-Jan-2023	250	4.520	NR(LT)

FACILITY/BOND CODE	FACILITY/BOND NAME	MATURITY DATE	O/S AMT (MYR Mil)	CPN RATE (%)	RATING
US160012	BPMB GG MTN 5479D 22.1.2031 - ISSUE NO 6	22-Jan-2031	250	5.080	NR(LT)

<b>REGISTRATION CODE</b>	200801010522 (811810U)				
<b>ISSUER NAME</b>	<b>Bank Pertanian Malaysia Berhad</b>				
<b>INDUSTRY</b>	FINANCIAL SERVICES				
<b>PROFILE</b>	Bank Pertanian Malaysia Berhad, which was established in 1969, was corporatised on 31 March 2008 under the Companies Act 2016 and has been commercially known as Agrobank ever since. Agrobank, a development financial institution that is wholly-owned by the Government of Malaysia ("GoM"), has a mandate to chart the growth and development of the agriculture sector in Malaysia by providing banking, finance, investment and other related services. As a key channel through which the GoM provides support to the agriculture industry, Agrobank is under the purview of the Ministry of Finance and its financing activities are guided by the policies determined by Ministry of Agriculture and Food Industries.				
FACILITY/BOND CODE	FACILITY/BOND NAME	MATURITY DATE	O/S AMT (MYR Mil)	CPN RATE (%)	RATING
202100056	AGROBANK RM1.0 BILLION PERPETUAL IMTN PROGRAMME	01-Nov-2120	500		
VI210390	AGROBANK IMTN 3.630% 02.11.2026	02-Nov-2026	200	3.630	AAA IS
VK210391	AGROBANK IMTN 3.900% 02.11.2028	02-Nov-2028	300	3.900	AAA IS

<b>REGISTRATION CODE</b>	199701031753 (447252H)				
<b>ISSUER NAME</b>	<b>Bank Simpanan Nasional Berhad</b>				
<b>INDUSTRY</b>	FINANCIAL SERVICES				
<b>PROFILE</b>	Bank Simpanan Nasional Berhad ("BSN") was established on 01 December 1974 under the Bank Simpanan Nasional Act 1974. BSN is wholly-owned by the Government of Malaysia ("GoM") via the Ministry of Finance. It is currently governed by the Development Financial Institutions Act 2002 and is under the purview of Bank Negara Malaysia. BSN acts as a savings bank that receives deposits as well as provides various Islamic banking services to customers, wherein all deposits placed with BSN are guaranteed by the GoM. BSN plays an important role in ensuring advancement of Malaysians' economic well-being by motivating savings and investments. BSN also assists the government in rolling out various initiatives such as the disbursement of cash aid and subsidies as well as the extension of micro financing under government funding schemes or grants.				
FACILITY/BOND CODE	FACILITY/BOND NAME	MATURITY DATE	O/S AMT (MYR Mil)	CPN RATE (%)	RATING
202100054	BANK SIMPANAN NASIONAL RM3.5 BILLION PERPETUAL IMTN PROGRAMME	21-Oct-2120	750		
VG210376	BSN IMTN 2.930% 21.10.2024	21-Oct-2024	150	2.930	AAA
VI210377	BSN IMTN 3.470% 21.10.2026	21-Oct-2026	250	3.470	AAA
VK210378	BSN IMTN 3.890% 20.10.2028	20-Oct-2028	350	3.890	AAA

REGISTRATION CODE	196501000504 (006292U)				
ISSUER NAME	<b>Batu Kawan Berhad</b>				
INDUSTRY	PLANTATION AND AGRICULTURE				
PROFILE	Batu Kawan Berhad ("BKB") was incorporated in Malaysia on 9 December 1965 and is currently listed on the Main Market of Bursa Malaysia. BKB is an investment holding company with a core business interest in plantations via its 46.57% interest in Kuala Lumpur Kepong Berhad ("KLK") and 92% stake in PT Satu Sembilan Delapan, an Indonesian palm oil player in East Kalimantan. Besides oil palm plantations, BKB is also involved in chemical manufacturing with its 85.58% ownership in Malay-Sino Chemical Industries Sdn Bhd, the largest producer of chlor-alkali products in Malaysia and a 61.39% shareholdings in See Sen Chemical Berhad, a leading supplier of sulphuric acid and sulphur-derived products in Malaysia. BKB, through its wholly-owned subsidiary Batu Kawan Holdings Sdn Bhd, also owns the Menara KLK office tower in Mutiara Damansara. BKB is controlled, through family vehicles, by brothers Tan Sri Dato' Seri Lee Oi Hian and Dato' Lee Hau Hian.				
FACILITY/BOND CODE	FACILITY/BOND NAME	MATURITY DATE	O/S AMT (MYR Mil)	CPN RATE (%)	RATING
201300046	BKB RM500M IMTN PROGRAMME	06-Jun-2023	500		
VN130152	BKB IMTN 4.050% 06.06.2023 - IMTN Issue No. 1	06-Jun-2023	500	4.050	AA1

REGISTRATION CODE	201201044086 (1028563V)				
ISSUER NAME	<b>Benih Restu Berhad</b>				
INDUSTRY	PLANTATION AND AGRICULTURE				
PROFILE	Benih Restu Berhad ("Benih Restu") is a wholly-owned subsidiary of Genting Plantations Berhad ("GPB"). Benih Restu was set up to act as the funding conduit for GPB, which is an oil-palm plantation player with sizeable planted areas in both Malaysia and Indonesia. GPB is a subsidiary of Genting Berhad and is listed on the Main Market of Bursa Malaysia.				
FACILITY/BOND CODE	FACILITY/BOND NAME	MATURITY DATE	O/S AMT (MYR Mil)	CPN RATE (%)	RATING
201500026	BENIH RESTU 15 YRS RM1.5B SUKUK	05-Jun-2030	1,000		
VN150132	BENIH RESTU IMTN 4.620% 05.06.2025	05-Jun-2025	1,000	4.620	AA2 (S)

REGISTRATION CODE	199001010193 (201765A)				
ISSUER NAME	<b>Berjaya Land Berhad</b>				
INDUSTRY	PROPERTY AND REAL ESTATE				
PROFILE	Berjaya Land Berhad ("BLand") is a non-operating intermediate investment holding company, which was incorporated in 1990. It is part of the Berjaya Group, which is founded by Tan Sri Dato' Seri Vincent Tan Chee Yiuon. Its subsidiaries and associated companies are chiefly involved in gaming and lottery management, property development and property investments, motor retailing, hotel and leisure-related activities. The gaming division, undertaken by Berjaya Sports Toto Berhad, is the main contributor to the group's financial performance. BLand is majority-owned by Berjaya Corporation Berhad, a company listed on the Main Market of Bursa Malaysia.				
FACILITY/BOND CODE	FACILITY/BOND NAME	MATURITY DATE	O/S AMT (MYR Mil)	CPN RATE (%)	RATING
201400065	BLAND RM500.0M FG TRANCHE MTN PROGRAMME	16-Dec-2024	225		
UF200303	B LAND MTN 729D 16.12.2022	16-Dec-2022	75	3.100	AAA (FG)
UF210420	B LAND MTN 729D 15.12.2023	15-Dec-2023	75	3.600	AAA (FG)
UG210421	B LAND MTN 1096D 16.12.2024	16-Dec-2024	75	3.690	AAA (FG)

REGISTRATION CODE	201001016854 (900557M)				
ISSUER NAME	<b>Bermaz Auto Berhad</b>				
INDUSTRY	TRADING & SERVICES				
PROFILE	Bermaz Auto Berhad ("Bermaz") was incorporated on 11 May 2010 and was listed on the Main Market of Bursa Malaysia on 18 November 2013. Through its subsidiaries, Bermaz is principally involved in the distribution and retailing of Mazda vehicles. Bermaz provides after-sales services for Mazda vehicles as well. Bermaz is currently the sole distributor and retailer of Mazda vehicles in Malaysia and the Philippines.				
FACILITY/BOND CODE	FACILITY/BOND NAME	MATURITY DATE	O/S AMT (MYR Mil)	CPN RATE (%)	RATING
202000058	BERMAZ AUTO RM500.0 MILLION SUKUK WAKALAH CP PROGRAMME	17-Dec-2027	100		
SD210210	BERMAZ AUTO ICP (TRANCHE 3 S1)	17-Jun-2022	100	0.000	P1
202000059	BERMAZ AUTO RM500.0 MILLION SUKUK WAKALAH MTN PROGRAMME	18-Dec-2120	100		
VG200345	BERMAZ AUTO IMTN (TRANCHE 1 S1)	18-Dec-2023	100	3.260	AA3

REGISTRATION CODE	199501013021 (342223A)				
ISSUER NAME	<b>Besraya (M) Sdn Berhad</b>				
INDUSTRY	INFRASTRUCTURES AND UTILITIES				
PROFILE	Besraya (M) Sdn Berhad ("Besraya") was incorporated in 1995 as a toll concessionaire of the Sungei Besi Highway ("SBH") and the Besraya Eastern Extension ("BEE"). Besraya is a wholly-owned subsidiary of Road Builder Holdings (M) Berhad, which is in turn wholly owned by IJM Corporation Berhad via IJM Construction Sdn Bhd. SBH links Kajang, Cyberjaya, Putrajaya and University Putra Malaysia to the city centre of Kuala Lumpur and has begun its toll collection. The Government of Malaysia had granted Besraya an exclusive right to construct, operate, maintain and collect toll on the SBH for a 30-year period beginning 15 August 1996. The 16.6km SBH was built to reduce traffic congestions along the North-South Expressway Southern Route to Sungai Besi toll plaza and Kuala Lumpur-Seremban Expressway to Kuala Lumpur. Meanwhile, the BEE, which connects the Istana interchange on Middle Ring Road 1 to the Kuala Lumpur Middle Ring Road 2 ("MRR2"), had begun its toll collection in mid-2014. The BEE is intended to provide road users with an alternative route from the east of Kuala Lumpur heading south along the Sungai Besi Highway, bypassing the congested MRR2.				
FACILITY/BOND CODE	FACILITY/BOND NAME	MATURITY DATE	O/S AMT (MYR Mil)	CPN RATE (%)	RATING
201100048	BESRAYA RM700.0M SUKUK MUDHARABAH	28-Jul-2028	435		
PO110034	BESRAYA 4.880% 28.07.2022	28-Jul-2022	60	4.880	AA3
PP110035	BESRAYA 4.960% 28.07.2023	28-Jul-2023	60	4.960	AA3
PQ110036	BESRAYA 5.040% 26.07.2024	26-Jul-2024	60	5.040	AA3
PR110037	BESRAYA 5.120% 28.07.2025	28-Jul-2025	60	5.120	AA3
PS110038	BESRAYA 5.200% 28.07.2026	28-Jul-2026	60	5.200	AA3
PT110039	BESRAYA 5.280% 28.07.2027	28-Jul-2027	65	5.280	AA3
PU110040	BESRAYA 5.360% 28.07.2028	28-Jul-2028	70	5.360	AA3

REGISTRATION CODE	201001002455 (887034M)				
ISSUER NAME	<b>BEWG (M) Sdn Berhad</b>				
INDUSTRY	INFRASTRUCTURES AND UTILITIES				
PROFILE	BEWG (M) Sdn Berhad ("BEWG") was incorporated on 20 January 2010. The principal activities of BEWG include the provisioning of services relating to water treatment engineering, waste water treatment engineering, water purification, river and raw water treatment, water and water treatment specialist, sewerage treatment and water recycling in Malaysia. BEWG is a wholly-owned subsidiary of Beijing Enterprises Holding Limited, a state-owned company involved in water, sewerage and natural gas operations in China.				
FACILITY/BOND CODE	FACILITY/BOND NAME	MATURITY DATE	O/S AMT (MYR Mil)	CPN RATE (%)	RATING
201700043	BEWG RM400.0 MILLION 8 YEARS SUKUK WAKALAH	18-Jul-2025	190		
VI170206	BEWG IMTN 5.300% 19.07.2022	19-Jul-2022	80	5.300	AA IS
VJ170207	BEWG IMTN 5.400% 19.07.2023	19-Jul-2023	80	5.400	AA IS
VK170208	BEWG IMTN 5.500% 19.07.2024	19-Jul-2024	30	5.500	AA IS

REGISTRATION CODE	201801000731 (1262744T)				
ISSUER NAME	<b>BGMC BRAS Power Sdn Berhad</b>				
INDUSTRY	INFRASTRUCTURES AND UTILITIES				
PROFILE	BGMC BRAS Power Sdn Berhad ("BBPSB") was incorporated on 5 January 2018 as a special purpose company to raise financing for the development and operation of a solar photovoltaic plant with a capacity of 30MWac in Kuala Muda, Kedah. BBPSB is mainly owned by BGMC Corporation Sdn Bhd, which is principally engaged in the business of investment holding, building construction, mechanical & electrical and energy infrastructure.				
FACILITY/BOND CODE	FACILITY/BOND NAME	MATURITY DATE	O/S AMT (MYR Mil)	CPN RATE (%)	RATING
201900080	BGMC BRAS POWER SDN BHD - SUKUK MURABAHAH PROGRAMME OF UP TO RM106.0 MILLION IN NOMINAL VALUE	23-Dec-2030	71		
VE200312	BBPSB IMTN 11.05.2022	11-May-2022	24	4.150	NR(LT)
VE200343	BBPSB IMTN 10.06.2022	10-Jun-2022	4	4.150	NR(LT)
VE210004	BBPSB IMTN 27.07.2022	27-Jul-2022	11	4.150	NR(LT)
VE210011	BBPSB IMTN 10.08.2022	10-Aug-2022	4	4.150	NR(LT)
VE210047	BBPSB IMTN 15.09.2022	15-Sep-2022	3	4.150	NR(LT)
VE210152	BBPSB IMTN 21.10.2022	21-Oct-2022	4	4.150	NR(LT)
VE210400	BBPSB IMTN 08.11.2022	08-Nov-2022	2	4.050	NR(LT)
VE210424	BBPSB IMTN 16.11.2022	16-Nov-2022	6	4.150	NR(LT)
VE210213	BBPSB IMTN 25.11.2022	25-Nov-2022	3	4.150	NR(LT)
VE210476	BBPSB IMTN 23.12.2022	23-Dec-2022	2	4.150	NR(LT)
VE210250	BBPSB IMTN 29.12.2022	29-Dec-2022	3	4.150	NR(LT)
VE210290	BBPSB IMTN 27.01.2023	27-Jan-2023	3	4.150	NR(LT)
VE210350	BBPSB IMTN 14.03.2023	14-Mar-2023	1	4.150	NR(LT)
VI190313	BBPSB IMTN 0% 24.12.2024	24-Dec-2024	0	0.000	NR(LT)

REGISTRATION CODE	202001009881 (1366201T)				
ISSUER NAME	<b>BGRB Venture Sdn Berhad</b>				
INDUSTRY	PROPERTY AND REAL ESTATE				
PROFILE	BGRB Venture Sdn Berhad was established as an investment holding company on 03 April 2020. It is wholly-owned by Berjaya Golf Resort Berhad ("Berjaya Golf"), which is one of the subsidiaries of Berjaya Land Berhad. Berjaya Golf operates golf and recreation clubs and is also involved in property development and investment and the provision of property management services.				
FACILITY/BOND CODE	FACILITY/BOND NAME	MATURITY DATE	O/S AMT (MYR Mil)	CPN RATE (%)	RATING
202000028	BGRB VENTURE RM1.0 BILLION SUKUK WAKALAH PROGRAMME	11-Aug-2119	90		
VE210024	BGRB VENTURE IMTN T2S5 7.000% 07.03.2022	07-Mar-2022	3	7.000	NR(LT)
VE210079	BGRB VENTURE IMTN T2S6 7.000% 31.03.2022	31-Mar-2022	5	7.000	NR(LT)
VE210159	BGRB VENTURE IMTN T2S7 7.000% 05.05.2022	05-May-2022	4	7.000	NR(LT)
VE210318	BGRB VENTURE IMTN T1S2 7.000% 15.08.2022	15-Aug-2022	5	7.000	NR(LT)
VE210331	BGRB VENTURE IMTN T2S8 7.000% 01.09.2022	01-Sep-2022	4	7.000	NR(LT)
VE210365	BGRB VENTURE IMTN T2S9 7.000% 05.10.2022	05-Oct-2022	6	7.000	NR(LT)
VE210364	BGRB VENTURE IMTN T2S10 7.000% 05.10.2022	05-Oct-2022	10	7.000	NR(LT)
VE210450	BGRB VENTURE IMTN T2S11 7.000% 30.11.2022	30-Nov-2022	2	7.000	NR(LT)
VE210449	BGRB VENTURE IMTN T2S12 7.000% 30.11.2022	30-Nov-2022	2	7.000	NR(LT)
VG200341	BGRB VENTURE IMTN T2S4 7.000% 11.12.2023	11-Dec-2023	50	7.000	NR(LT)

REGISTRATION CODE	201301040805 (1070628X)				
ISSUER NAME	<b>BGSM Management Sdn Berhad</b>				
INDUSTRY	INFRASTRUCTURES AND UTILITIES				
PROFILE	BGSM Management Sdn Berhad ("BGSM Management"), an investment-holding company of Binariang GSM Sdn Berhad ("BGSM"), was set up to facilitate the debt restructuring of BGSM. Post restructuring, BGSM Equity Holdings Sdn Bhd (a wholly-owned subsidiary of BGSM Management) holds a 65%-stake in Maxis Berhad ("Maxis"), which was acquired from Maxis Communications Berhad ("MCB"). BGSM Management is a wholly-owned subsidiary of MCB, which in turn, is owned by BGSM. Following the internal reorganisation, coupled with the financial covenants imposed by the BGSM MGMT RM10.0B SUKUK PROGRAMME facility, the business undertakings of both BGSM Management and BGSM Equity will be restricted to that of Maxis moving forward.				
FACILITY/BOND CODE	FACILITY/BOND NAME	MATURITY DATE	O/S AMT (MYR Mil)	CPN RATE (%)	RATING
201300114	BGSM MGMT RM10.0B SUKUK PROGRAMME	24-Dec-2043	2,838		
VM130384	BGSM MGMT IMTN 7.100% 28.12.2022 - Issue No 6	28-Dec-2022	750	7.100	AA3
VF210325	BGSM MGMT IMTN 2.880% 25.08.2023 - Issue No 23	25-Aug-2023	120	2.880	AA3
VI180273	BGSM MGMT IMTN 4.680% 28.09.2023 - Issue No 16	28-Sep-2023	100	4.680	AA3
VN130387	BGSM MGMT IMTN 5.600% 27.12.2023 - Issue No 9	27-Dec-2023	368	5.600	AA3
VN140164	BGSM MGMT IMTN 5.450% 28.06.2024 - Issue No 10	28-Jun-2024	330	5.450	AA3
VG210326	BGSM MGMT IMTN 3.030% 27.08.2024 - Issue No 24	27-Aug-2024	100	3.030	AA3



FACILITY/BOND CODE	FACILITY/BOND NAME	MATURITY DATE	O/S AMT (MYR Mil)	CPN RATE (%)	RATING
VL170240	BGSM MGMT IMTN 4.920% 29.08.2025 - Issue No 13	29-Aug-2025	400	4.920	AA3
VN160032	BGSM MGMT IMTN 5.350% 09.03.2026 - Issue No 11	09-Mar-2026	300	5.350	AA3
VK190282	BGSM MGMT IMTN 4.050% 04.12.2026 - Issue No 17	04-Dec-2026	100	4.050	AA3
VK200091	BGSM MGMT IMTN 3.500% 16.06.2027 - Issue No 20	16-Jun-2027	20	3.500	AA3
VL190281	BGSM MGMT IMTN 4.130% 03.12.2027 - Issue No 18	03-Dec-2027	150	4.130	AA3
VL200092	BGSM MGMT IMTN 3.600% 16.06.2028 - Issue No 21	16-Jun-2028	100	3.600	AA3

<b>REGISTRATION CODE</b>	199301009555 (264292W)				
<b>ISSUER NAME</b>	<b>Binariang GSM Sdn Berhad</b>				
<b>INDUSTRY</b>	INFRASTRUCTURES AND UTILITIES				
<b>PROFILE</b>	Incorporated in 2007, Binariang GSM Sdn Berhad ("BGSM") has been specially set up by Usaha Tegas Sdn Bhd ("UTSB") as the funding vehicle for the privatisation of Maxis Communications Berhad ("MCB"). MCB is Malaysia's largest integrated communications service provider, which has also established its foothold in India since 2006 by acquiring a 74% stake in Aircel Limited, the seventh largest mobile operator in India. Meanwhile, MCB has also established its foothold in Indonesia by acquiring a 51% stake of PT AXIS Telekom Indonesia ("PT AXIS") (formerly known as PT Natrindo Telepon Seluler) in 2005. Its stake in PT AXIS has since been reduced to 15%. The major shareholders of BGSM are UTSB (37%), Saudi Telecom Corporation (25%) and the Harapan Nusantara Group (30%).				
FACILITY/BOND CODE	FACILITY/BOND NAME	MATURITY DATE	O/S AMT (MYR Mil)	CPN RATE (%)	RATING
200700147	BGSM RM3.017B CUMULATIVE NON-CONVERTIBLE ISLAMIC JUNIOR SUKUK	28-Dec-2057	3,017		
PZ070067	BGSM 28.12.2057 - JUNIOR SUKUK	28-Dec-2057	3,017	10.554	BB1

<b>REGISTRATION CODE</b>	196001000193 (003871H)				
<b>ISSUER NAME</b>	<b>Boustead Holdings Berhad</b>				
<b>INDUSTRY</b>	DIVERSIFIED HOLDINGS				
<b>PROFILE</b>	Incorporated on 25 July 1960, Boustead Holdings Berhad ("Boustead Holdings") is a conglomerate which has been listed on the Main Market of Bursa Malaysia since 1961. Boustead Holdings' business activities, through its many subsidiaries and associated companies, encompass plantation, property, finance and investment, trading and manufacturing, heavy industries, and pharmaceutical industries. Lembaga Tabung Angkatan Tentera ("LTAT"), a local statutory body established by the Tabung Angkatan Tentera Act 1973, is the major shareholder of Boustead Holdings. LTAT was set up to provide retirement benefits and other savings benefits to personnel of the Armed Forces of Malaysia as well as to promote socio-economic development.				
FACILITY/BOND CODE	FACILITY/BOND NAME	MATURITY DATE	O/S AMT (MYR Mil)	CPN RATE (%)	RATING
201300109	BOUSTEAD HOLDINGS RM1.2B PERPETUAL JUNIOR SUKUK MUSHARAKAH	22-Dec-2113	607		
VI150055	BOUSTEAD HOLDINGS RM66M PERPETUAL IMTN(Tranche 7)	14-Apr-2022	66	6.250	NR(LT)
VI140169	BOUSTEAD HOLDINGS RM150M PERPETUAL IMTN(Tranche 4)	30-Jun-2022	150	6.100	NR(LT)
VI140147	BOUSTEAD HOLDINGS RM51M PERPETUAL IMTN(Tranche 3)	02-Dec-2022	51	6.100	NR(LT)
VI130360	BOUSTEAD HOLDINGS RM340M PERPETUAL IMTN(Tranche 1)	23-Dec-2022	340	6.100	NR(LT)
201700054	BOUSTEAD HOLDINGS RM2.0B SUKUK MURABAAH PROGRAMME	10-Sep-2027	1,550		

FACILITY/BOND CODE	FACILITY/BOND NAME	MATURITY DATE	O/S AMT (MYR Mil)	CPN RATE (%)	RATING
VI190121	BOUSTEAD SUKUK MURABAHAH 6.500% 24.07.2024	24-Jul-2024	650	6.500	NR(LT)
VK170260	BOUSTEAD SUKUK MURABAHAH 5.90% 12.09.2024	12-Sep-2024	500	5.900	NR(LT)
VK180249	BOUSTEAD SUKUK MURABAHAH 6.20% 29.08.2025	29-Aug-2025	200	6.200	NR(LT)
VK190013	BOUSTEAD SUKUK MURABAHAH 6.200% 30.01.2026	30-Jan-2026	200	6.200	NR(LT)
201700060	BOUSTEAD HOLDINGS RM500M SUKUK MURABAHAH PROGRAMME	28-Sep-2027	500		
VK170269	BOUSTEAD SUKUK MURABAHAH 5.9% 27.09.2024	27-Sep-2024	500	5.900	NR(LT)

<b>REGISTRATION CODE</b>	201501036025 (1161345M)				
<b>ISSUER NAME</b>	<b>Brecon Synergy Sdn Berhad</b>				
<b>INDUSTRY</b>	TRADING & SERVICES				
<b>PROFILE</b>	Brecon Synergy Sdn Berhad ("Brecon") was incorporated on 10 June 2015 as a private limited liability company that provides education services and other facilities for study and research. The proceeds from its Islamic Medium Term Notes were used to part-finance the acquisition of the King Henry VIII College located in Cyberjaya, which is Christ College Brecon's first overseas sister-school. Brecon is a subsidiary of DBH Holdings Sdn Berhad, an investment holding company which has interests in the education, medical and property sectors through its subsidiaries such as Brecon, DBH Medicare Sdn Berhad, Axisjaya Sdn Berhad and Seri Mutiara Development Sdn Berhad, amongst others.				
FACILITY/BOND CODE	FACILITY/BOND NAME	MATURITY DATE	O/S AMT (MYR Mil)	CPN RATE (%)	RATING
201900043	BRECON SYNERGY RM450.0 MILLION IMTN SUKUK MURABAHAH	28-Jul-2034	200		
VH190128	BRECON IMTN TRANCHE 1 SERIES 1 28.07.2023	28-Jul-2023	5	3.640	NR(LT)
VH190135	BRECON IMTN TRANCHE 2 SERIES 1 28.07.2023	28-Jul-2023	5	5.290	NR(LT)
VI190129	BRECON IMTN TRANCHE 1 SERIES 2 29.07.2024	29-Jul-2024	5	3.640	NR(LT)
VI190134	BRECON IMTN TRANCHE 2 SERIES 2 29.07.2024	29-Jul-2024	5	5.290	NR(LT)
VJ190130	BRECON IMTN TRANCHE 1 SERIES 3 29.07.2025	29-Jul-2025	5	3.640	NR(LT)
VJ190133	BRECON IMTN TRANCHE 2 SERIES 3 29.07.2025	29-Jul-2025	15	5.290	NR(LT)
VK190131	BRECON IMTN TRANCHE 1 SERIES 4 29.07.2026	29-Jul-2026	145	3.640	NR(LT)
VK190132	BRECON IMTN TRANCHE 2 SERIES 4 29.07.2026	29-Jul-2026	15	5.290	NR(LT)



REGISTRATION CODE	199701039929 (455429M)				
ISSUER NAME	<b>BTS Car Park Sdn Berhad</b>				
INDUSTRY	TRADING & SERVICES				
PROFILE	Established in 1997 and formerly known as BTS Department Store Sdn Berhad, BTS Car Park Sdn Berhad is the car park operator of the basement car park and annexed car park located at Berjaya Times Square, Kuala Lumpur. It is a wholly-owned subsidiary of Berjaya Times Square Sdn Berhad.				
FACILITY/BOND CODE	FACILITY/BOND NAME	MATURITY DATE	O/S AMT (MYR Mil)	CPN RATE (%)	RATING
201800025	BTS CAR PARK SDN BHD - MEDIUM TERM NOTES PROGRAMME OF UP TO RM220.0 MILLION IN NOMINAL VALUE	01-Jun-2033	195		
UH180070	BTSCPSB MTN 1461D 01.6.2022	01-Jun-2022	15	5.600	NR(LT)
UG180071	BTSCPSB MTN 1096D 01.6.2021	01-Jun-2023	20	5.300	NR(LT)
UJ180069	BTSCPSB MTN 2191D 31.5.2024	31-May-2024	40	5.900	NR(LT)
UK180068	BTSCPSB MTN 2555D 30.5.2025	30-May-2025	80	6.000	NR(LT)
UK180067	BTSCPSB MTN 2555D 30.5.2025	30-May-2025	40	6.250	NR(LT)

REGISTRATION CODE	201301021796 (1051626X)				
ISSUER NAME	<b>Bumi Armada Capital Malaysia Sdn Berhad</b>				
INDUSTRY	DIVERSIFIED HOLDINGS				
PROFILE	Bumi Armada Capital Malaysia Sdn Berhad is the funding conduit for Bumi Armada Berhad ("Bumi Armada"). Bumi Armada was incorporated in December 1995 as a public limited company and has emerged as a Malaysia-based international offshore oilfield services provider with presence in multiple countries that spread across 5 continents. Bumi Armada's services include floating production, storage and offloading operations, floating gas solutions, offshore support vessels, and transport and installation.				
FACILITY/BOND CODE	FACILITY/BOND NAME	MATURITY DATE	O/S AMT (MYR Mil)	CPN RATE (%)	RATING
201400044	BACM 30 YRS RM1.5B SUKUK	02-Sep-2044	1,500		
VN140221	BACM IMTN 6.350% 04.09.2024	04-Sep-2024	1,500	6.350	NR(LT)

REGISTRATION CODE	200516741R				
ISSUER NAME	<b>Bumitama Agri Ltd</b>				
INDUSTRY	PLANTATION AND AGRICULTURE				
PROFILE	Bumitama Agri Limited ("Bumitama"), with over 200,000 ha of land in Kalimantan and Riau, is a mid-sized Indonesian oil-palm plantation company. Listed on the Main Board of the Singapore Exchange Securities Trading Limited in 12 April 2012, Bumitama is the parent company of PT Bumitama Gunajaya Agro, a company that cultivates oil palm and produces crude palm oil. Bumitama is mainly owned by the Indonesian conglomerate Harita Group, which was founded by Lim Tju King back in 1915. IOI Corporation Berhad, a leading global integrated palm oil player listed on the Main Market of Bursa Malaysia, also has stakeholdings in Bumitama.				
FACILITY/BOND CODE	FACILITY/BOND NAME	MATURITY DATE	O/S AMT (MYR Mil)	CPN RATE (%)	RATING
201400012	BUMITAMA - RM2.00 BILLION 15-YEARS IMTN SUKUK MUSHARAKAH	16-Mar-2029	700		
VI190119	BUMITAMA IMTN 4.100% 22.07.2024	22-Jul-2024	300	4.100	AA3
VK190120	BUMITAMA IMTN 4.200% 22.07.2026	22-Jul-2026	400	4.200	AA3

REGISTRATION CODE	198601008739 (157931A)				
ISSUER NAME	<b>Cagamas Berhad</b>				
INDUSTRY	FINANCIAL SERVICES				
PROFILE	Cagamas Berhad ("Cagamas") was established in 1986 as the National Mortgage Corporation in order to promote the Government of Malaysia's ("GoM") objective of achieving widespread housing ownership, to develop the secondary mortgage market in Malaysia and to promote the development of the domestic private debt securities market. Cagamas issues debt securities to finance the purchase of housing loans from financial institutions, GoM and selected corporations. The provision of liquidity to financial institutions at a reasonable cost to the primary lenders of housing loans makes housing loans more accessible and affordable to Malaysians. Cagamas is wholly owned by Cagamas Holdings Berhad. Bank Negara Malaysia has a 20% shareholding in Cagamas Holdings Berhad while the remaining shares are held by locally incorporated commercial and investment banks.				
FACILITY/BOND CODE	FACILITY/BOND NAME	MATURITY DATE	O/S AMT (MYR Mil)	CPN RATE (%)	RATING
200700081	CAGAMAS IMTN	02-Aug-2067	14,140		
VG190051	CAGAMAS IMTN 4.040% 11.03.2022	11-Mar-2022	50	4.040	AAA IS
VI170153	CAGAMAS IMTN 4.250% 28.04.2022	28-Apr-2022	500	4.250	AAA IS
VI170175	CAGAMAS IMTN 4.110% 20.06.2022	20-Jun-2022	350	4.110	AAA IS
VE210315	CAGAMAS IMTN 2.150% 10.08.2022	10-Aug-2022	25	2.150	AAA IS
VG190165	CAGAMAS IMTN 3.500% 12.08.2022	12-Aug-2022	400	3.500	AAA IS
VP100277	CAGAMAS IMTN 4.480% 02.09.2022	02-Sep-2022	5	4.480	AAA IS
VE210359	CAGAMAS IMTN 2.180% 29.09.2022	29-Sep-2022	200	2.180	AAA IS
VG190224	CAGAMAS IMTN 3.450% 18.10.2022	18-Oct-2022	80	3.450	AAA IS
VI170370	CAGAMAS IMTN 4.230% 03.11.2022	03-Nov-2022	840	4.230	AAA IS
VG190278	CAGAMAS IMTN 3.400% 28.11.2022	28-Nov-2022	30	3.400	AAA IS
VE210445	CAGAMAS IMTN 2.330% 28.11.2022	28-Nov-2022	500	2.330	AAA IS
VN120402	CAGAMAS IMTN 3.900% 02.12.2022	02-Dec-2022	20	3.900	AAA IS
VG190284	CAGAMAS IMTN 3.380% 16.12.2022	16-Dec-2022	300	3.380	AAA IS
VK150335	CAGAMAS IMTN 4.700% 21.12.2022	21-Dec-2022	435	4.700	AAA IS
VF200346	CAGAMAS IMTN 2.25% 22.12.2022	22-Dec-2022	50	2.250	AAA IS
VP110041	CAGAMAS IMTN 4.760% 07.04.2023	07-Apr-2023	5	4.760	AAA IS
VI180192	CAGAMAS IMTN 4.500% 25.05.2023	25-May-2023	1,500	4.500	AAA IS
VF210227	CAGAMAS IMTN 2.480% 26.06.2023	26-Jun-2023	600	2.480	AAA IS
VF210246	CAGAMAS IMTN 2.410% 28.06.2023	28-Jun-2023	200	2.410	AAA IS
VS081155	CAGAMAS IMTN 6.350% 08.08.2023	08-Aug-2023	305	6.350	AAA IS
VF210358	CAGAMAS IMTN 2.400% 28.09.2023	28-Sep-2023	150	2.400	AAA IS
VS081321	CAGAMAS IMTN 6.050% 10.10.2023	10-Oct-2023	30	6.050	AAA IS
VG200271	CAGAMAS IMTN 2.250% 26.10.2023	26-Oct-2023	350	2.250	AAA IS
VN130259	CAGAMAS IMTN 4.300% 27.10.2023	27-Oct-2023	645	4.300	AAA IS
VN130346	CAGAMAS IMTN 4.600% 20.12.2023	20-Dec-2023	5	4.600	AAA IS
VP110508	CAGAMAS IMTN 4.250% 20.12.2023	20-Dec-2023	5	4.250	AAA IS
VS090115	CAGAMAS IMTN 5.460% 29.03.2024	29-Mar-2024	155	5.460	AAA IS
VG210173	CAGAMAS IMTN 2.780% 20.05.2024	20-May-2024	400	2.780	AAA IS

FACILITY/BOND CODE	FACILITY/BOND NAME	MATURITY DATE	O/S AMT (MYR Mil)	CPN RATE (%)	RATING
VS090749	CAGAMAS IMTN 5.520% 17.07.2024	17-Jul-2024	70	5.520	AAA IS
VG210357	CAGAMAS IMTN 2.780% 30.09.2024	30-Sep-2024	1,150	2.780	AAA IS
VI190223	CAGAMAS IMTN 3.600% 18.10.2024	18-Oct-2024	370	3.600	AAA IS
VG210434	CAGAMAS IMTN 3.040% 25.11.2024	25-Nov-2024	1,100	3.040	AAA IS
VS090924	CAGAMAS IMTN 5.270% 26.11.2024	26-Nov-2024	80	5.270	AAA IS
VI190277	CAGAMAS IMTN 3.550% 28.11.2024	28-Nov-2024	450	3.550	AAA IS
VP120403	CAGAMAS IMTN 4.000% 04.12.2024	04-Dec-2024	10	4.000	AAA IS
VS100278	CAGAMAS IMTN 4.650% 03.09.2025	03-Sep-2025	5	4.650	AAA IS
VP130258	CAGAMAS IMTN 4.550% 28.10.2025	28-Oct-2025	450	4.550	AAA IS
VS110040	CAGAMAS IMTN 4.920% 07.04.2026	07-Apr-2026	10	4.920	AAA IS
VI210224	CAGAMAS IMTN 3.150% 15.06.2026	15-Jun-2026	350	3.150	AAA IS
VS110509	CAGAMAS IMTN 4.410% 18.12.2026	18-Dec-2026	10	4.410	AAA IS
VS120404	CAGAMAS IMTN 4.140% 03.12.2027	03-Dec-2027	15	4.140	AAA IS
VX081156	CAGAMAS IMTN 6.500% 08.08.2028	08-Aug-2028	370	6.500	AAA IS
VX081322	CAGAMAS IMTN 6.250% 10.10.2028	10-Oct-2028	35	6.250	AAA IS
VS130257	CAGAMAS IMTN 4.750% 27.10.2028	27-Oct-2028	675	4.750	AAA IS
VX090116	CAGAMAS IMTN 5.690% 30.03.2029	30-Mar-2029	80	5.690	AAA IS
VX090741	CAGAMAS IMTN 5.750% 17.07.2029	17-Jul-2029	55	5.750	AAA IS
VX090925	CAGAMAS IMTN 5.500% 26.11.2029	26-Nov-2029	45	5.500	AAA IS
VX130256	CAGAMAS IMTN 5.000% 28.10.2033	28-Oct-2033	675	5.000	AAA IS
200700116	CAGAMAS MTN	02-Aug-2067	15,305		
UE210006	CAGAMAS MTN 2.120% 21.1.2022	21-Jan-2022	55	2.120	AAA
UE210057	CAGAMAS MTN 2.10% 28.2.2022	28-Feb-2022	400	2.100	AAA
UI170031	CAGAMAS MTN 4.150% 09.3.2022	09-Mar-2022	2,000	4.150	AAA
UE210104	CAGAMAS MTN 2.20% 18.3.2022	18-Mar-2022	175	2.200	AAA
UF200079	CAGAMAS MTN 3.030% 21.03.2022	21-Mar-2022	300	3.030	AAA
UG190042	CAGAMAS MTN 4.000% 21.3.2022	21-Mar-2022	40	4.000	AAA
UF200088	CAGAMAS MTN 3.45% 30.3.2022	30-Mar-2022	55	3.450	AAA
UF200094	CAGAMAS MTN 3.10% 18.4.2022	18-Apr-2022	500	3.100	AAA
UI170068	CAGAMAS MTN 4.250% 28.4.2022	28-Apr-2022	225	4.250	AAA
UF200101	CAGAMAS MTN 2.750% 23.5.2022	23-May-2022	70	2.750	AAA
UF200143	CAGAMAS MTN 2.700% 30.6.2022	30-Jun-2022	55	2.700	AAA
UI170100	CAGAMAS MTN 4.090% 06.07.2022	06-Jul-2022	1,000	4.090	AAA
UE210283	CAGAMAS MTN 2.150% 10.8.2022	10-Aug-2022	85	2.150	AAA
UE210259	CAGAMAS MTN 3-mth KLIBOR 26.8.2022	26-Aug-2022	200	1.960	AAA
UP100094	CAGAMAS MTN 4.480% 02.9.2022	02-Sep-2022	10	4.480	AAA
UN120061	CAGAMAS MTN 3.910% 31.10.2022	31-Oct-2022	450	3.910	AAA

FACILITY/BOND CODE	FACILITY/BOND NAME	MATURITY DATE	O/S AMT (MYR Mil)	CPN RATE (%)	RATING
UK150109	CAGAMAS MTN 4.650% 25.11.2022	25-Nov-2022	20	4.650	AAA
UE210395	CAGAMAS MTN 2.300% 25.11.2022	25-Nov-2022	40	2.300	AAA
UE210399	CAGAMAS MTN 2.330% 28.11.2022	28-Nov-2022	280	2.330	AAA
UN120085	CAGAMAS MTN 3.900% 02.12.2022	02-Dec-2022	5	3.900	AAA
UG190372	CAGAMAS MTN 3.380% 12.12.2022	12-Dec-2022	300	3.380	AAA
UI170182	CAGAMAS MTN 4.250% 13.12.2022	13-Dec-2022	1,500	4.250	AAA
UI170195	CAGAMAS MTN 4.250% 29.12.2022	29-Dec-2022	300	4.250	AAA
UF210188	CAGAMAS MTN 2.500% 24.5.2023	24-May-2023	700	2.500	AAA
UF210189	CAGAMAS MTN 2.500% 29.5.2023	29-May-2023	800	2.500	AAA
UF210237	CAGAMAS MTN 2.410% 28.6.2023	28-Jun-2023	700	2.410	AAA
UF210318	CAGAMAS MTN 2.400% 25.9.2023	25-Sep-2023	250	2.400	AAA
UF210317	CAGAMAS MTN 2.370% 25.9.2023	25-Sep-2023	300	2.370	AAA
US080087	CAGAMAS MTN 6.05% 10.10.2023	10-Oct-2023	140	6.050	AAA
UN130107	CAGAMAS MTN 4.30% 17.11.2023	17-Nov-2023	375	4.300	AAA
UF210394	CAGAMAS MTN 2.800% 24.11.2023	24-Nov-2023	25	2.800	AAA
UP110103	CAGAMAS MTN 4.250% 20.12.2023	20-Dec-2023	10	4.250	AAA
UG210005	CAGAMAS MTN 2.380% 19.1.2024	19-Jan-2024	55	2.380	AAA
US090023	CAGAMAS MTN 5.460% 29.3.2024	29-Mar-2024	150	5.460	AAA
UG210393	CAGAMAS MTN 2.970% 24.5.2024	24-May-2024	35	2.970	AAA
US090064	CAGAMAS MTN 5.52%17.7.2024	17-Jul-2024	100	5.520	AAA
US090082	CAGAMAS MTN 5.28% 03.9.2024	03-Sep-2024	90	5.280	AAA
UG210379	CAGAMAS MTN 3.05% 29.10.2024	29-Oct-2024	700	3.050	AAA
US090116	CAGAMAS MTN 5.27% 26.11.2024	26-Nov-2024	85	5.270	AAA
UP120086	CAGAMAS MTN 4.000% 04.12.2024	04-Dec-2024	5	4.000	AAA
UG210403	CAGAMAS MTN 3.160% 10.12.2024	10-Dec-2024	500	3.160	AAA
US100097	CAGAMAS MTN 4.650% 03.9.2025	03-Sep-2025	5	4.650	AAA
UP130106	CAGAMAS MTN 4.55% 18.11.2025	18-Nov-2025	410	4.550	AAA
UN150108	CAGAMAS MTN 4.850% 25.11.2025	25-Nov-2025	225	4.850	AAA
US110104	CAGAMAS MTN 4.410% 18.12.2026	18-Dec-2026	10	4.410	AAA
US120062	CAGAMAS MTN 4.170% 29.10.2027	29-Oct-2027	20	4.170	AAA
UP150107	CAGAMAS MTN 4.900% 25.11.2027	25-Nov-2027	250	4.900	AAA
US120087	CAGAMAS MTN 4.140% 03.12.2027	03-Dec-2027	5	4.140	AAA
UX080064	CAGAMAS MTN 6.500% 08.8.2028	08-Aug-2028	90	6.500	AAA
UX080088	CAGAMAS MTN 6.25% 10.10.2028	10-Oct-2028	340	6.250	AAA
US130105	CAGAMAS MTN 4.75% 17.11.2028	17-Nov-2028	460	4.750	AAA
UX090024	CAGAMAS MTN 5.690% 30.3.2029	30-Mar-2029	150	5.690	AAA
UX090065	CAGAMAS MTN 5.75% 17.7.2029	17-Jul-2029	50	5.750	AAA

FACILITY/BOND CODE	FACILITY/BOND NAME	MATURITY DATE	O/S AMT (MYR Mil)	CPN RATE (%)	RATING
UX090117	CAGAMAS MTN 5.50% 26.11.2029	26-Nov-2029	45	5.500	AAA
UX150106	CAGAMAS MTN 5.070% 26.11.2035	26-Nov-2035	160	5.070	AAA
201500029	CAGAMAS CP	24-Jun-2022	1,300		
RC210120	CAGAMAS CP-CPN 2.000% 90D 24.02.2022	24-Feb-2022	300	2.000	36951
RC210116	CAGAMAS CP-CPN 1.99% 92D 25.02.2022	25-Feb-2022	100	1.990	36951
RC210122	CAGAMAS CP-CPN 2.070% 90D 21.03.2022	21-Mar-2022	500	2.070	36951
RC210123	CAGAMAS CP-CPN 2.070% 91D 21.03.2022	21-Mar-2022	150	2.070	36951
RC210121	CAGAMAS CP-CPN 2.080% 90D 30.03.2022	30-Mar-2022	250	2.080	36951
201500030	CAGAMAS ICP	24-Jun-2022	645		
SC210179	CAGAMAS ICP-CPN 1.99% 92D 13.01.2022	13-Jan-2022	300	1.990	MARC-1 IS
SC210195	CAGAMAS ICP-CPN 1.98% 92D 22.02.2022	22-Feb-2022	245	1.980	MARC-1 IS
SC210194	CAGAMAS ICP-CPN 1.98% 92D 24.02.2022	24-Feb-2022	100	1.980	MARC-1 IS
201900073	SUSTAINABILITY CAGAMAS MTN	02-Aug-2067	665		
UF200254	CAGAMAS MTN 2.13% 27.10.2022	27-Oct-2022	20	2.130	AAA
UE210398	CAGAMAS MTN 2.300% 25.11.2022	25-Nov-2022	30	2.300	AAA
UG200253	CAGAMAS MTN 2.18% 27.4.2023	27-Apr-2023	45	2.180	AAA
UF210380	CAGAMAS MTN 2.52% 30.10.2023	30-Oct-2023	300	2.520	AAA
UF210397	CAGAMAS MTN 2.800% 24.11.2023	24-Nov-2023	20	2.800	AAA
UG210396	CAGAMAS MTN 2.970% 24.5.2024	24-May-2024	50	2.970	AAA
UG210266	CAGAMAS MTN 2.670% 05.8.2024	05-Aug-2024	200	2.670	AAA
201900074	SUSTAINABILITY SUKUK CAGAMAS	02-Aug-2067	200		
VG200270	CAGAMAS IMTN 2.230% 26.10.2023	26-Oct-2023	100	2.230	AAA IS
VG210294	CAGAMAS IMTN 2.670% 05.08.2024	05-Aug-2024	100	2.670	AAA IS

REGISTRATION CODE	200401016786 (655289H)				
ISSUER NAME	<b>Cagamas MBS Berhad</b>				
INDUSTRY	ASSET-BACKED SECURITIES				
PROFILE	Cagamas MBS Berhad ("CMBS") was incorporated to securitise residential mortgages granted by the Government of Malaysia ("GoM") pursuant to the Housing Loans Fund Act 1971 to public sector employees. From time-to-time, CMBS purchases housing loans from the GoM by using funds raised from the issuance of both Conventional and Islamic securities (bonds, notes etc). CMBS is a wholly-owned subsidiary of Cagamas Holdings Berhad, which is in turn, held by Bank Negara Malaysia and locally incorporated commercial and investment banks.				
FACILITY/BOND CODE	FACILITY/BOND NAME	MATURITY DATE	O/S AMT (MYR Mil)	CPN RATE (%)	RATING
200500118	CAGAMAS MBS RM2.06B 2005-2	12-Dec-2025	265		
PY050031	CMBS 2005-2 5.920% 12.12.2025	12-Dec-2025	265	5.920	AAA
200700045	CAGAMAS MBS RM2.11B SUKUK MUSYARAKAH 2007-1-i	28-May-2027	610		
PS070014	CAGAMASMBS 4.170% 27.05.2022 - Tranche 2007-1-i/6	27-May-2022	320	4.170	AAA
PX070015	CAGAMASMBS 4.340% 28.05.2027 - Tranche 2007-1-i/7	28-May-2027	290	4.340	AAA

FACILITY/BOND CODE	FACILITY/BOND NAME	MATURITY DATE	O/S AMT (MYR Mil)	CPN RATE (%)	RATING
200700085	CAGAMAS MBS RM2.41B MORTGAGE-BACKED SERIAL BONDS 2007-2	20-Aug-2027	355		
PS070034	CAGAMASMBS 4.900% 22.08.2022 - TRANCHE 2007-2/6	22-Aug-2022	250	4.900	AAA
PX070035	CAGAMASMBS 5.080% 20.08.2027 - TRANCHE 2007-2/7	20-Aug-2027	105	5.080	AAA

REGISTRATION CODE	197401003655 (021076T)				
ISSUER NAME	<b>Cahaya Mata Sarawak Berhad</b>				
INDUSTRY	INDUSTRIAL PRODUCTS				
PROFILE	Cahaya Mata Sarawak Berhad ("CMS") is a conglomerate based in Sarawak listed on Bursa Malaysia. From a pure cement manufacturer established in 1974, the Group has evolved itself into a conglomerate with its portfolio of businesses that are involved in construction materials, trading, construction, road maintenance, property development, financial services, smelting, telco infrastructure, education and other services. In addition, CMS is a leading participant in the development of Sarawak with its involvement in the Sarawak Corridor of Renewable Energy "SCORE" initiative through various joint ventures.				
FACILITY/BOND CODE	FACILITY/BOND NAME	MATURITY DATE	O/S AMT (MYR Mil)	CPN RATE (%)	RATING
201700033	CMS RM2.0B SUKUK PROGRAMME	05-May-2037	500		
VI170155	CMS IMTN 4.800% 05.05.2022 - Series No 1	05-May-2022	500	4.800	AA3

REGISTRATION CODE	199001004254 (195821V)				
ISSUER NAME	<b>Celcom Networks Sdn Berhad</b>				
INDUSTRY	INFRASTRUCTURES AND UTILITIES				
PROFILE	Celcom Networks Sdn Berhad ("CNSB") is the core subsidiary of Celcom Axiata Berhad ("Celcom") and is the owner of Celcom's primary network infrastructure that provides network services to Celcom and one of Celcom's subsidiaries, Celcom Mobile Sdn Bhd. In 2008, Celcom and Telekom Malaysia Berhad group's ("TM") regional mobile network operator subsidiaries and associate companies were transferred out of TM and housed under a separate business entity, TM International Berhad ("TMI"), following TM's demerger exercise. TMI was listed on the Main Market of Bursa Malaysia on 28 April 2008 and subsequently changed its name to Axiata Group Berhad ("Axiata") in 2009. Celcom then assumed its present name as part of its rebranding exercise during the same year. The major shareholders of Axiata are Khazanah Nasional Berhad, the Employees Provident Fund Board and Skim Amanah Saham Bumiputera.				
FACILITY/BOND CODE	FACILITY/BOND NAME	MATURITY DATE	O/S AMT (MYR Mil)	CPN RATE (%)	RATING
201200063	CTX RM5 BILLION SUKUK PROGRAMME	27-Aug-2027	1,750		
VN120334	CTX IMTN 4.200% 29.08.2022 - Series 6	29-Aug-2022	400	4.200	AA+ IS
VI170242	CTX IMTN 4.85% 29.08.2022 - Series 9	29-Aug-2022	200	4.850	AA+ IS
VK170243	CTX IMTN 5.05% 29.08.2024 - Series 10	29-Aug-2024	350	5.050	AA+ IS
VN160328	CTX IMTN 5.270% 28.10.2026 - Series 8	28-Oct-2026	350	5.270	AA+ IS
VN170244	CTX IMTN 5.20% 27.08.2027 - Series 11	27-Aug-2027	450	5.200	AA+ IS



REGISTRATION CODE	202001031688 (1388008K)				
ISSUER NAME	<b>Cellco Capital Berhad</b>				
INDUSTRY	INFRASTRUCTURES AND UTILITIES				
PROFILE	Cellco Capital Berhad was incorporated on 7 October 2020 and is a special purpose vehicle established to undertake the issuance of Sukuk for its parent, Stealth Solutions Sdn Bhd ("Stealth"). Stealth is principally involved in the construction and lease of telecommunication towers, specialising in camouflage and aesthetic designs of telecommunication towers. Stealth is owned by two individuals, namely Dato' Amrul Hisyam Alias and Datin Norul Azwani Mohd Hanafi.				
FACILITY/BOND CODE	FACILITY/BOND NAME	MATURITY DATE	O/S AMT (MYR Mil)	CPN RATE (%)	RATING
202100015	CELLCO IMTN RM1.0 BIL SUKUK IJARAH PROGRAMME	31-Mar-2036	500		
VG210070	CCB IMTN 3.590% 29.03.2024 (Tranche 1)	29-Mar-2024	40	3.590	AA IS
VH210069	CCB IMTN 3.920% 28.03.2025 (Tranche 2)	28-Mar-2025	50	3.920	AA IS
VI210068	CCB IMTN 4.130% 31.03.2026 (Tranche 3)	31-Mar-2026	60	4.130	AA IS
VJ210067	CCB IMTN 4.360% 31.03.2027 (Tranche 4)	31-Mar-2027	70	4.360	AA IS
VK210066	CCB IMTN 4.560% 31.03.2028 (Tranche 5)	31-Mar-2028	70	4.560	AA IS
VL210065	CCB IMTN 4.740% 30.03.2029 (Tranche 6)	30-Mar-2029	70	4.740	AA IS
VM210064	CCB IMTN 4.830% 29.03.2030 (Tranche 7)	29-Mar-2030	70	4.830	AA IS
VN210063	CCB IMTN 4.910% 31.03.2031 (Tranche 8)	31-Mar-2031	70	4.910	AA IS

REGISTRATION CODE	200801009156 (810444W)				
ISSUER NAME	<b>Cenergi SEA Berhad</b>				
INDUSTRY	INFRASTRUCTURES AND UTILITIES				
PROFILE	Incorporated in 2013, Cenergi SEA Berhad ("Cenergi") is majority-owned by Khazanah Nasional Berhad through its wholly-owned subsidiary, Payar Investments Ltd. Cenergi is principally involved in renewable energy sector such as palm oil mill effluent biogas power plants. On top of that, Cenergi is also involved in solar energy, energy efficiency business and new ventures such as producing and selling the empty fruit brunches biomass pellets.				
FACILITY/BOND CODE	FACILITY/BOND NAME	MATURITY DATE	O/S AMT (MYR Mil)	CPN RATE (%)	RATING
202100061	CENERGI SEA RM1.5B SUKUK PROGRAMME	23-Dec-2121	210		
VI210466	CENERGI SEA IMTN 5.300% 23.12.2026 - S1 Tranche 1	23-Dec-2026	85	5.300	A1
VK210465	CENERGI SEA IMTN 5.550% 22.12.2028 - S1 Tranche 2	22-Dec-2028	125	5.550	A1

REGISTRATION CODE	201101039505 (967627M)				
ISSUER NAME	<b>Central Impression Sdn Berhad</b>				
INDUSTRY	PROPERTY AND REAL ESTATE				
PROFILE	Central Impression Sdn Bhd ("Central Impression") is a single-purpose company incorporated to own and develop AEON Klebang, a 3-storey shopping mall in Ipoh, Perak. The principal tenant, AEON Co. (M) Berhad, will lease the shopping mall for 10 years with optional extensions of the lease for a further three terms of five years each. Central Impression is held equally by the directors of the company, Shaari Bin Mokhtar and Khoh Siew Kim.				
FACILITY/BOND CODE	FACILITY/BOND NAME	MATURITY DATE	O/S AMT (MYR Mil)	CPN RATE (%)	RATING
201400060	Fixed Rate Serial Bonds of up to RM120.0 million	21-Nov-2025	60		
PL140051	CENTRAL 5.250% 21.11.2022	21-Nov-2022	15	5.250	AA-
PM140050	CENTRAL 5.350% 21.11.2023	21-Nov-2023	15	5.350	AA-
PN140049	CENTRAL 5.450% 21.11.2024	21-Nov-2024	15	5.450	AA-
PO140048	CENTRAL 5.550% 21.11.2025	21-Nov-2025	15	5.550	AA-

<b>REGISTRATION CODE</b>	199401029601 (315282P)				
<b>ISSUER NAME</b>	<b>Cerah Sama Sdn Berhad</b>				
<b>INDUSTRY</b>	INFRASTRUCTURES AND UTILITIES				
<b>PROFILE</b>	<p>Cerah Sama Sdn Berhad ("Cerah Sama") was incorporated in September 1994 and is wholly owned by a consortium of three companies - South East Asian Strategic Assets Fund, Taliworks Corporation Berhad and Trinitywin Sdn Bhd. Cerah Sama owns Grand Saga Sdn Bhd, the toll concessionaire of the Cheras-Kajang Highway ("CKH") for a period of 40 years (including a 20-year extension granted in 2012) beginning 19 September 1995, and Trupadu Sdn Bhd, the operations and maintenance service provider for CKH. The Cheras-Kajang Highway connects the Taman Len Seng-Connaught interchange in Cheras to the Saujana Impian junction in Kajang and currently has two toll collection points - one is the Batu 9 toll plaza for traffic heading from Kajang to Kuala Lumpur and the other is the Batu 11 toll plaza for traffic heading from Cheras towards Kajang - following the closure of two other toll plazas by the Government of Malaysia in 2012.</p>				
<b>FACILITY/BOND CODE</b>	<b>FACILITY/BOND NAME</b>	<b>MATURITY DATE</b>	<b>O/S AMT (MYR Mil)</b>	<b>CPN RATE (%)</b>	<b>RATING</b>
201300014	Cerah Sama 20YRS RM750.0M IMTN	31-Jan-2033	360		
VM130059	CSSB IMTN 4.680% 31.01.2022	31-Jan-2022	30	4.680	AA- IS
VN130060	CSSB IMTN 4.780% 31.01.2023	31-Jan-2023	30	4.780	AA- IS
VO130061	CSSB IMTN 4.870% 31.01.2024	31-Jan-2024	30	4.870	AA- IS
VP130062	CSSB IMTN 4.93% 31.01.2025	31-Jan-2025	40	4.930	AA- IS
VQ130063	CSSB IMTN 5.030% 30.01.2026	30-Jan-2026	40	5.030	AA- IS
VR130064	CSSB IMTN 5.120% 29.01.2027	29-Jan-2027	40	5.120	AA- IS
VS130065	CSSB IMTN 5.220% 31.01.2028	31-Jan-2028	50	5.220	AA- IS
VT130066	CSSB IMTN 5.310% 31.01.2029	31-Jan-2029	50	5.310	AA- IS
VU130067	CSSB IMTN 5.390% 31.01.2030	31-Jan-2030	50	5.390	AA- IS

<b>REGISTRATION CODE</b>	200201015354 (583017V)				
<b>ISSUER NAME</b>	<b>Chellam Plantations (Sabah) Sdn Berhad</b>				
<b>INDUSTRY</b>	PLANTATION AND AGRICULTURE				
<b>PROFILE</b>	<p>Chellam Plantations (Sabah) Sdn Berhad ("Chellam Plantations"), which is ultimately wholly-owned by Mr Venkata and family, is an investment holding company with subsidiaries involved in the cultivation and milling of oil palm. Chellam Plantations ventured into the oil palm plantation business in 1964 and currently have landbanks located in Sabah and East Kalimantan, Indonesia.</p>				
<b>FACILITY/BOND CODE</b>	<b>FACILITY/BOND NAME</b>	<b>MATURITY DATE</b>	<b>O/S AMT (MYR Mil)</b>	<b>CPN RATE (%)</b>	<b>RATING</b>
201600032	CHELLAM RM300.0 MILLION UNRATED SUKUK MURABAHAH PROGRAMME	24-Jun-2031	300		
VJ160214	CHELLAM IMTN 5.900% 24.06.2022	24-Jun-2022	7	5.900	NR(LT)
VJ160207	CHELLAM IMTN 0% 24.06.2022	24-Jun-2022	14	3.770	NR(LT)
VH180286	CHELLAM IMTN 0% 19.07.2022	19-Jul-2022	1	3.450	NR(LT)
VH180219	CHELLAM IMTN 0.000% 19.07.2022	19-Jul-2022	1	3.420	NR(LT)
VH180214	CHELLAM IMTN 0% 19.07.2022	19-Jul-2022	1	3.450	NR(LT)
VG190143	CHELLAM IMTN 0% 19.07.2022	19-Jul-2022	1	3.450	NR(LT)
VF210260	CHELLAM IMTN 0% 19.07.2022 (Series 7-1)	19-Jul-2022	1	3.420	NR(LT)
VF210255	CHELLAM IMTN 0% 19.07.2022 (Series 7-6)	19-Jul-2022	1	3.450	NR(LT)
VH180291	CHELLAM IMTN 0% 19.07.2022	19-Jul-2022	1	3.420	NR(LT)



FACILITY/BOND CODE	FACILITY/BOND NAME	MATURITY DATE	O/S AMT (MYR Mil)	CPN RATE (%)	RATING
VG190148	CHELLAM IMTN 0% 19.07.2022	19-Jul-2022	1	3.420	NR(LT)
VK160213	CHELLAM IMTN 5.900% 23.06.2023	23-Jun-2023	9	5.900	NR(LT)
VK160206	CHELLAM IMTN 0% 23.06.2023	23-Jun-2023	17	3.770	NR(LT)
VG210074	CHELLAM IMTN 20.07.2023 (SERIES 5-5)	20-Jul-2023	1	3.450	NR(LT)
VG210078	CHELLAM IMTN 20.07.2023 (SERIES 5-1)	20-Jul-2023	1	3.420	NR(LT)
VG210254	CHELLAM IMTN 0% 20.07.2023 (Series 7-7)	20-Jul-2023	0	3.450	NR(LT)
VG210259	CHELLAM IMTN 0% 20.07.2023 (Series 7-2)	20-Jul-2023	0	3.420	NR(LT)
VH190142	CHELLAM IMTN 0% 20.07.2023	20-Jul-2023	1	3.450	NR(LT)
VH190147	CHELLAM IMTN 0% 20.07.2023	20-Jul-2023	1	3.420	NR(LT)
VI180213	CHELLAM IMTN 0% 20.07.2023	20-Jul-2023	1	3.450	NR(LT)
VI180218	CHELLAM IMTN 0% 20.07.2023	20-Jul-2023	1	3.420	NR(LT)
VI180285	CHELLAM IMTN 0% 20.07.2023	20-Jul-2023	1	3.450	NR(LT)
VI180290	CHELLAM IMTN 0% 20.07.2023	20-Jul-2023	1	3.420	NR(LT)
VL160212	CHELLAM IMTN 5.900% 24.06.2024	24-Jun-2024	9	5.900	NR(LT)
VG210236	CHELLAM IMTN 0% 24.06.2024 (Series 6-8)	24-Jun-2024	4	3.420	NR(LT)
VG210243	CHELLAM IMTN 0% 24.06.2024 (Series 6-1)	24-Jun-2024	4	3.420	NR(LT)
VL160204	CHELLAM IMTN 0% 24.06.2024	24-Jun-2024	18	3.770	NR(LT)
VJ180284	CHELLAM IMTN 0% 19.07.2024	19-Jul-2024	1	3.450	NR(LT)
VJ180217	CHELLAM IMTN 0% 19.07.2024	19-Jul-2024	1	3.420	NR(LT)
VJ180212	CHELLAM IMTN 0% 19.07.2024	19-Jul-2024	1	3.450	NR(LT)
VI190146	CHELLAM IMTN 0% 19.07.2024	19-Jul-2024	1	3.420	NR(LT)
VI190141	CHELLAM IMTN 0% 19.07.2024	19-Jul-2024	1	3.450	NR(LT)
VH210258	CHELLAM IMTN 0% 19.07.2024 (Series 7-3)	19-Jul-2024	0	3.420	NR(LT)
VH210253	CHELLAM IMTN 0% 19.07.2024 (Series 7-8)	19-Jul-2024	0	3.450	NR(LT)
VH210077	CHELLAM IMTN 19.07.2024 (SERIES 5-2)	19-Jul-2024	1	3.420	NR(LT)
VJ180289	CHELLAM IMTN 0% 19.07.2024	19-Jul-2024	1	3.420	NR(LT)
VH210073	CHELLAM IMTN 19.07.2024 (SERIES 5-6)	19-Jul-2024	1	3.450	NR(LT)
VH210242	CHELLAM IMTN 0% 24.06.2025 (Series 6-2)	24-Jun-2025	5	3.420	NR(LT)
VM160205	CHELLAM IMTN 0% 24.06.2025	24-Jun-2025	17	3.770	NR(LT)
VH210235	CHELLAM IMTN 0% 24.06.2025 (Series 6-9)	24-Jun-2025	5	3.420	NR(LT)
VM160211	CHELLAM IMTN 5.900% 24.06.2025	24-Jun-2025	9	5.900	NR(LT)
VI210072	CHELLAM IMTN 21.07.2025 (SERIES 5-7)	21-Jul-2025	1	3.450	NR(LT)
VK180288	CHELLAM IMTN 0% 21.07.2025	21-Jul-2025	1	3.420	NR(LT)
VK180283	CHELLAM IMTN 0% 21.07.2025	21-Jul-2025	1	3.450	NR(LT)
VK180216	CHELLAM IMTN 0.000% 21.07.2025	21-Jul-2025	1	3.420	NR(LT)
VK180211	CHELLAM IMTN 0% 21.07.2025	21-Jul-2025	1	3.450	NR(LT)
VJ190145	CHELLAM IMTN 0% 21.07.2025	21-Jul-2025	1	3.420	NR(LT)

FACILITY/BOND CODE	FACILITY/BOND NAME	MATURITY DATE	O/S AMT (MYR Mil)	CPN RATE (%)	RATING
VJ190140	CHELLAM IMTN 0% 21.07.2025	21-Jul-2025	1	3.450	NR(LT)
VI210257	CHELLAM IMTN 0% 21.07.2025 (Series 7-4)	21-Jul-2025	0	3.420	NR(LT)
VI210252	CHELLAM IMTN 0% 21.07.2025 (Series 7-9)	21-Jul-2025	0	3.450	NR(LT)
VI210076	CHELLAM IMTN 21.07.2025 (SERIES 5-3)	21-Jul-2025	1	3.420	NR(LT)
VN160210	CHELLAM IMTN 5.900% 24.06.2026	24-Jun-2026	8	5.900	NR(LT)
VI210234	CHELLAM IMTN 0% 24.06.2026 (Series 6-10)	24-Jun-2026	5	3.420	NR(LT)
VN160203	CHELLAM IMTN 0% 24.06.2026	24-Jun-2026	17	3.770	NR(LT)
VI210241	CHELLAM IMTN 0% 24.06.2026 (Series 6-3)	24-Jun-2026	5	3.420	NR(LT)
VK190144	CHELLAM IMTN 0% 20.07.2026	20-Jul-2026	1	3.420	NR(LT)
VJ210256	CHELLAM IMTN 0% 20.07.2026 (Series 7-5)	20-Jul-2026	0	3.420	NR(LT)
VJ210251	CHELLAM IMTN 0% 20.07.2026 (Series 7-10)	20-Jul-2026	0	3.450	NR(LT)
VJ210075	CHELLAM IMTN 20.07.2026 (SERIES 5-4)	20-Jul-2026	1	3.420	NR(LT)
VK190139	CHELLAM IMTN 0% 20.07.2026	20-Jul-2026	1	3.450	NR(LT)
VL180210	CHELLAM IMTN 0% 20.07.2026	20-Jul-2026	1	3.450	NR(LT)
VL180215	CHELLAM IMTN 0% 20.07.2026	20-Jul-2026	1	3.420	NR(LT)
VL180282	CHELLAM IMTN 0% 20.07.2026	20-Jul-2026	1	3.450	NR(LT)
VL180287	CHELLAM IMTN 0% 20.07.2026	20-Jul-2026	1	3.420	NR(LT)
VJ210071	CHELLAM IMTN 20.07.2026 (SERIES 5-8)	20-Jul-2026	1	3.450	NR(LT)
VJ210240	CHELLAM IMTN 0% 24.06.2027 (Series 6-4)	24-Jun-2027	12	3.420	NR(LT)
VJ210233	CHELLAM IMTN 0% 24.06.2027 (Series 6-11)	24-Jun-2027	14	3.420	NR(LT)
VK210239	CHELLAM IMTN 0% 23.06.2028 (Series 6-5)	23-Jun-2028	12	3.420	NR(LT)
VK210232	CHELLAM IMTN 0% 23.06.2028 (Series 6-12)	23-Jun-2028	14	3.420	NR(LT)
VL210238	CHELLAM IMTN 0% 22.06.2029 (Series 6-6)	22-Jun-2029	12	3.420	NR(LT)
VL210231	CHELLAM IMTN 0% 22.06.2029 (Series 6-13)	22-Jun-2029	14	3.420	NR(LT)
VM210237	CHELLAM IMTN 0% 24.06.2030 (Series 6-7)	24-Jun-2030	22	3.420	NR(LT)
VM210230	CHELLAM IMTN 0% 24.06.2030 (Series 6-14)	24-Jun-2030	26	3.420	NR(LT)

REGISTRATION CODE	197201001799 (013491P)				
ISSUER NAME	<b>CIMB Bank Berhad</b>				
INDUSTRY	FINANCIAL SERVICES				
PROFILE	CIMB Bank Berhad ("CIMB Bank") was formed subsequent to a series of merger between four banks - United Asian Bank, Bank of Commerce Berhad, Bank Bumiputra Malaysia Berhad and Southern Bank Berhad. It is owned by CIMB Group Sdn Bhd, who holds 99.99% stake in CIMB Bank and is ultimately owned by CIMB Group Holdings Berhad ("CIMB Group"), a listed company on the Main Market of Bursa Malaysia. CIMB Group is the fifth largest banking group in ASEAN based on assets. Other subsidiaries of CIMB Group are involved in unit-trust management, life and takaful insurance, futures broking, fund management, venture capital and realty.				
FACILITY/BOND CODE	FACILITY/BOND NAME	MATURITY DATE	O/S AMT (MYR Mil)	CPN RATE (%)	RATING
201600022	CIMBBANK RM10.0B ADDITIONAL TIER 1 CAPITAL SECURITIES PROGRAMME	25-May-2116	1,750		
PZ180008	CIMBBANK 5.400% Perpetual Capital Securities - T3	25-May-2116	1,000	5.400	A1
PZ200014	CIMBBANK 4.000% Perpetual Capital Securities - T5	25-May-2116	200	4.000	A1
PZ200013	CIMBBANK 3.600% Perpetual Capital Securities - T4	25-May-2116	550	3.600	A1
201700035	CIMBBANK RM20.0B SENIOR MTN PROGRAMME	17-May-2117	3,000		
UI170077	CIMBBANK MTN 1826D 18.5.2022 - SERIES 1 TRANCHE 1	18-May-2022	1,000	4.400	AAA
UK170078	CIMBBANK MTN 2556D 17.5.2024 - SERIES 1 TRANCHE 2	17-May-2024	1,200	4.600	AAA
UN170079	CIMBBANK MTN 3652D 18.5.2027 - SERIES 1 TRANCHE 3	18-May-2027	800	4.700	AAA
202100065	CIMBBANK RM15.0 BILLION SUKUK WAKALAH PROGRAMME	29-Dec-2121	100		
PN210012	CIMBBANK 3.800% 29.12.2031-T2 Sukuk Wakalah S1 T1	29-Dec-2031	100	3.800	AA2
201300079_1	CIMBBANK RM10B SUBORDINATED DEBT PROGRAMME	13-Sep-2073	6,700		
PN170027	CIMBBANK 4.900% 30.11.2027 - Issue No 5	30-Nov-2027	1,500	4.900	AA+
PN180001	CIMBBANK 4.950% 29.03.2028 - Issue No 6	29-Mar-2028	700	4.950	AA+
PO180007	CIMBBANK 4.880% 13.09.2029 - Issue No 7	13-Sep-2029	1,200	4.880	AA+
PN190014	CIMBBANK 3.850% 23.11.2029 - Issue No 8	23-Nov-2029	800	3.850	AA+
PN200009	CIMBBANK 3.150% 12.11.2030 - Issue No 9	12-Nov-2030	2,450	3.150	AA+
PN200015	CIMBBANK 3.150% 23.12.2030 - Issue No 10	23-Dec-2030	50	3.150	AA+

REGISTRATION CODE	195601000197 (050841W)				
ISSUER NAME	<b>CIMB Group Holdings Berhad</b>				
INDUSTRY	FINANCIAL SERVICES				
PROFILE	CIMB Group Holdings Berhad ("CIMB Group") is an investment holding company listed on the Main Market of Bursa Malaysia with subsidiaries involved in the provision of financial services. CIMB Group has a diverse geographical network as its subsidiaries have operations across ASEAN countries such as Indonesia, Singapore and Thailand. Its subsidiaries include CIMB Investment Bank, CIMB Bank and CIMB Niaga. Currently CIMB Group is the fifth largest banking group in ASEAN based on assets.				
FACILITY/BOND CODE	FACILITY/BOND NAME	MATURITY DATE	O/S AMT (MYR Mil)	CPN RATE (%)	RATING
200700090	CIMB RM6.0B CONVENTIONAL MTN PROGRAMME	04-Sep-2037	950		
UG200113	CIMB MTN 1095D 12.6.2023 - Issue No 9	12-Jun-2023	350	3.120	AA1
UI200090	CIMB MTN 1826D 03.4.2025 - Issue No 8	03-Apr-2025	600	3.400	AA1
200800047	CIMB RM6.0B ISLAMIC MTN PROGRAMME	28-May-2038	750		
VG190104	CIMB IMTN 3.950% 10.06.2022 - Tranche No 2	10-Jun-2022	750	3.950	AA1
201500059	CIMBGH RM10.0B TIER 2 SUBORDINATED DEBT PROGRAMME	23-Dec-2075	6,700		
PN170026	CIMB 4.900% 30.11.2027 - Tranche 2	30-Nov-2027	1,500	4.900	AA
PN180002	CIMB 4.950% 29.03.2028 - Tranche 3	29-Mar-2028	700	4.950	AA
PO180006	CIMB 4.880% 13.09.2029 - Tranche 4	13-Sep-2029	1,200	4.880	AA
PN190015	CIMB 3.850% 23.11.2029 - Tranche 5	23-Nov-2029	800	3.850	AA
PN200010	CIMB 3.150% 12.11.2030 - Tranche 6	12-Nov-2030	2,500	3.150	AA
201600021	CIMBGH RM10.0B ADDITIONAL TIER 1 CAPITAL SECURITIES PROGRAMME	25-May-2116	2,750		
PZ180009	CIMB 5.400% Perpetual Capital Securities - T3	25-May-2116	1,000	5.400	A1
PZ190007	CIMB 4.880% Perpetual Capital Securities - T4	25-May-2116	1,000	4.880	A1
PZ200011	CIMB 3.600% Perpetual Capital Securities - T5	25-May-2116	550	3.600	A1
PZ200012	CIMB 4.000% Perpetual Capital Securities - T6	25-May-2116	200	4.000	A1
202100066	CIMBGH RM15.0 BILLION SUKUK WAKALAH PROGRAMME	29-Dec-2121	100		
PN210013	CIMB 3.800% 29.12.2031-T2 Sukuk Wakalah S1 T1	29-Dec-2031	100	3.800	AA2
200700090_1	CIMB RM6.0B CONVENTIONAL MTN PROGRAMME	04-Sep-2037	3,000		
UG210432	CIMB MTN 1095D 27.12.2024 - Tranche 1	27-Dec-2024	1,000	2.450	NR(LT)
UH210433	CIMB MTN 1459D 26.12.2025 - Tranche 2	26-Dec-2025	1,000	2.450	NR(LT)
UI210434	CIMB MTN 1826D 28.12.2026 - Tranche 3	28-Dec-2026	1,000	2.450	NR(LT)

REGISTRATION CODE	200401032872 (671380H)				
ISSUER NAME	<b>CIMB Islamic Bank Berhad</b>				
INDUSTRY	FINANCIAL SERVICES				
PROFILE	CIMB Islamic Bank Berhad ("CIMB Islamic") is the Islamic banking arm of CIMB Bank Berhad ("CIMB Bank"). CIMB Islamic offers a wide array of innovative Shariah-compliant products and services that include consumer banking, investment banking, asset management, takaful, private banking and wealth management solutions. Apart from its domestic operations, CIMB Islamic also has banking operations in Indonesia, Thailand and Singapore.				
FACILITY/BOND CODE	FACILITY/BOND NAME	MATURITY DATE	O/S AMT (MYR Mil)	CPN RATE (%)	RATING
201600044	CIMBI RM5.0B JUNIOR SUKUK PROGRAMME	21-Sep-2076	1,100		
PN170029	CIMBI 4.700% 28.12.2027 - Issue No 2	28-Dec-2027	300	4.700	AA+ IS
PN190012	CIMBI 3.750% 25.09.2029 - Issue No 3	25-Sep-2029	800	3.750	AA+ IS

REGISTRATION CODE	107537002338				
ISSUER NAME	<b>CIMB Thai Bank Public Company Limited</b>				
INDUSTRY	FINANCIAL SERVICES				
PROFILE	Established in 1998, CIMB Thai Bank Public Company Limited ("CIMB Thai") was previously known as Bank Thai Public Company Limited. CIMB Thai offers banking solutions to both consumer and businesses across Thailand. CIMB Group Holdings Berhad, a listed company in Bursa Malaysia is the largest shareholder of CIMB Thai.				
FACILITY/BOND CODE	FACILITY/BOND NAME	MATURITY DATE	O/S AMT (MYR Mil)	CPN RATE (%)	RATING
201400032	CIMB THAI RM2.0B SUBORDINATED DEBT PROGRAMME	07-Jul-2044	1,600		
PN180003	CIMB THAI 5.200% 29.03.2028 - Tranche No 3	29-Mar-2028	390	5.200	AA3
PN190008	CIMB THAI 4.150% 06.07.2029 - Tranche No 4	06-Jul-2029	550	4.150	AA3
PN210003	CIMB THAI 3.900% 11.07.2031 - Tranche No 5	11-Jul-2031	660	3.900	AA3

REGISTRATION CODE	201101039767 (967889W)				
ISSUER NAME	<b>CMMT MTN Berhad</b>				
INDUSTRY	FINANCIAL SERVICES				
PROFILE	CMMT MTN Berhad is a special purpose vehicle incorporated on 11 November 2011 to raise financing on behalf of CapitaMalls Malaysia Trust ("CapitaMalls") through the issuance of medium term notes. CapitaMalls is a Real Estate Investment Trust that is listed on the Main Market of Bursa Malaysia.				
FACILITY/BOND CODE	FACILITY/BOND NAME	MATURITY DATE	O/S AMT (MYR Mil)	CPN RATE (%)	RATING
201200091	CMMT RM3.0 B 20-YRS MTN	20-Dec-2032	300		
UJ190393	CMMT MTN 2009D 20.6.2025	20-Jun-2025	300	3.235	NR(LT)

REGISTRATION CODE	199601016009 (388359P)				
ISSUER NAME	<b>Columbia Asia Sdn Berhad</b>				
INDUSTRY	TRADING & SERVICES				
PROFILE	Established in 1996, Columbia Asia Sdn Berhad is an international private healthcare company offering medical services through its network of hospitals and clinics. The Employees Provident Fund owns 30% of the company while the remaining 70% stake is owned by a United States-based fund, the International Columbia USA LLC. Each Columbia Asia medical facility operates on a smaller scale (houses no more than 100 beds per hospital) relative to other private hospitals as the company aims to deliver efficient, accessible and cost-effective healthcare services to communities through the concept of simplicity.				
FACILITY/BOND CODE	FACILITY/BOND NAME	MATURITY DATE	O/S AMT (MYR Mil)	CPN RATE (%)	RATING
202000029	COLUMBIA ASIA RM720.0 MILLION MTN PROGRAMME	27-Aug-2120	436		
UF200172	COLUMBIA ASIA MTN (TRANCHE 1 SERIES 2)	26-Aug-2022	19	3.200	NR(LT)
UG200173	COLUMBIA ASIA MTN (TRANCHE 1 SERIES 3)	25-Aug-2023	38	3.200	NR(LT)
UG200281	COLUMBIA ASIA MTN (TRANCHE 2 SERIES 1)	27-Nov-2023	22	3.200	NR(LT)
UH200174	COLUMBIA ASIA MTN (TRANCHE 1 SERIES 4)	27-Aug-2024	75	3.200	NR(LT)
UI200175	COLUMBIA ASIA MTN (TRANCHE 1 SERIES 5)	27-Aug-2025	80	3.200	NR(LT)
UH210287	COLUMBIA ASIA MTN (TRANCHE 3 SERIES 1)	27-Aug-2025	33	3.200	NR(LT)
UJ200176	COLUMBIA ASIA MTN (TRANCHE 1 SERIES 6)	27-Aug-2026	80	3.200	NR(LT)
UK200177	COLUMBIA ASIA MTN (TRANCHE 1 SERIES 7)	27-Aug-2027	90	3.200	NR(LT)

REGISTRATION CODE	201001012868 (897099U)				
ISSUER NAME	<b>Common Icon Sdn Berhad</b>				
INDUSTRY	ASSET-BACKED SECURITIES				
PROFILE	Common Icon Sdn Berhad is a special purpose vehicle incorporated on 01 April 2010 to facilitate the securitisation exercise involving Quill 7, a completed office block located at Jalan Stesen Sentral, Kuala Lumpur Sentral. The property comprises a 29-storey office block and 6 levels of elevated car park with 327 car park bays.				
FACILITY/BOND CODE	FACILITY/BOND NAME	MATURITY DATE	O/S AMT (MYR Mil)	CPN RATE (%)	RATING
201000047	CISB RM50.0M Senior Class B MTNs	29-Oct-2037	50		
UI170168	CISB ABSMTN 27.10.2022 (Senior Class B)	27-Oct-2022	50	5.450	NR(LT)
201000048	CISB RM140.0M Senior Class A MTNs	29-Oct-2037	140		
UI170167	CISB ABSMTN 27.10.2022 (Senior Class A)	27-Oct-2022	140	4.800	NR(LT)
201700074	CISB RM25.0M Senior Class C MTNs	29-Oct-2037	25		
UI170169	CISB ABSMTN 27.10.2022 (Senior Class C)	27-Oct-2022	25	6.900	NR(LT)
201700075	CISB RM185.0M Subordinated Class D	29-Oct-2037	53		
UI170170	CISB ABSMTN 27.10.2022 (Subordinated Class D)	27-Oct-2022	53	15.000	NR(LT)

REGISTRATION CODE	201201015744 (1001255M)				
ISSUER NAME	<b>Country Garden Real Estate Sdn Berhad</b>				
INDUSTRY	PROPERTY AND REAL ESTATE				
PROFILE	Incorporated on 10 May 2012, Country Garden Real Estate Sdn Berhad is the Malaysian subsidiary of Country Garden Holdings Company Limited ("Country Garden"). Country Garden is a property development company based in the Guangdong province in China and was listed on the Hong Kong Stock Exchange in 2007. Most of its development projects are focused on building integrated townships in suburban China. Projects in Malaysia include Country Garden in Danga Bay and Country Garden Diamond City in Semenyih, Selangor. Aside from property development, Country Garden is also involved in construction, and in the provision of property-management services and hotel services.				
FACILITY/BOND CODE	FACILITY/BOND NAME	MATURITY DATE	O/S AMT (MYR Mil)	CPN RATE (%)	RATING
201500065	COUNTRY GDN RM1.5B SUKUK MURABAHAH PROGRAMME	28-Dec-2035	1,105		
VE210023	COUNTRY GDN IMTN 3.75% 04.03.2022 - Issue No 8	04-Mar-2022	100	3.750	AA3 (S)
VG190055	COUNTRY GDN IMTN 6.400% 18.03.2022 - Issue No 3	18-Mar-2022	130	6.400	AA3 (S)
VE210115	COUNTRY GDN IMTN 3.75% 05.04.2022 - Issue No 9	05-Apr-2022	100	3.750	AA3 (S)
VG190094	COUNTRY GDN IMTN 6.400% 06.05.2022 - Issue No 4	06-May-2022	70	6.400	AA3 (S)
VE210277	COUNTRY GDN IMTN 0% 26.07.2022 - Issue No 11	26-Jul-2022	60	0.000	AA3 (S)
VI180078	COUNTRY GDN IMTN 6.600% 23.02.2023 - Issue No 2	23-Feb-2023	200	6.600	AA3 (S)
VI200059	COUNTRY GDN IMTN 5.250% 27.03.2025 - Issue No 7	27-Mar-2025	295	5.250	AA3 (S)
VI210162	COUNTRY GDN IMTN 4.90% 04.05.2026 - Issue No 10	04-May-2026	50	4.900	AA3 (S)
VK200019	COUNTRY GDN IMTN 5.700% 02.03.2027 - Issue No 5	02-Mar-2027	100	5.700	AA3 (S)

REGISTRATION CODE	199501030544 (359750D)				
ISSUER NAME	<b>Crescendo Corporation Berhad</b>				
INDUSTRY	PROPERTY AND REAL ESTATE				
PROFILE	Crescendo Corporation Berhad ("Crescendo"), an investment holding company incorporated on 15 September 1995, is a listed entity on the Main Market of Bursa Malaysia. Crescendo's group is involved in property development & construction, manufacturing & trading of building materials, property investment, education and provision of management services.				
FACILITY/BOND CODE	FACILITY/BOND NAME	MATURITY DATE	O/S AMT (MYR Mil)	CPN RATE (%)	RATING
202100052	CRESCENDO CORPORATION BERHAD - MEDIUM TERM NOTES PROGRAMME OF UP TO RM300.0 MILLION IN AGGREGATE NOMINAL VALUE ("MTN PROGRAMME")	30-Sep-2121	200		
UG210340	CRESCENDO MTN 1096D 30.9.2024	30-Sep-2024	20	3.600	NR(LT)
UG210334	CRESCENDO MTN 1096D 30.9.2024	30-Sep-2024	5	3.900	NR(LT)
UG210325	CRESCENDO MTN 1096D 30.9.2024	30-Sep-2024	5	3.950	NR(LT)
UG210339	CRESCENDO MTN 1096D 30.9.2024	30-Sep-2024	5	3.700	NR(LT)
UH210338	CRESCENDO MTN 1275D 28.3.2025	28-Mar-2025	5	3.700	NR(LT)
UH210333	CRESCENDO MTN 1275D 28.3.2025	28-Mar-2025	5	3.900	NR(LT)
UH210324	CRESCENDO MTN 1275D 28.3.2025	28-Mar-2025	5	3.950	NR(LT)



FACILITY/BOND CODE	FACILITY/BOND NAME	MATURITY DATE	O/S AMT (MYR Mil)	CPN RATE (%)	RATING
UH210323	CRESCENDO MTN 1461D 30.9.2025	30-Sep-2025	5	3.950	NR(LT)
UH210332	CRESCENDO MTN 1461D 30.9.2025	30-Sep-2025	5	3.900	NR(LT)
UH210337	CRESCENDO MTN 1461D 30.9.2025	30-Sep-2025	5	3.700	NR(LT)
UI210336	CRESCENDO MTN 1642D 30.3.2026	30-Mar-2026	5	3.700	NR(LT)
UI210331	CRESCENDO MTN 1642D 30.3.2026	30-Mar-2026	5	3.900	NR(LT)
UI210322	CRESCENDO MTN 1642D 30.3.2026	30-Mar-2026	5	3.950	NR(LT)
UI210330	CRESCENDO MTN 1826D 30.9.2026	30-Sep-2026	10	3.900	NR(LT)
UI210321	CRESCENDO MTN 1826D 30.9.2026	30-Sep-2026	20	3.950	NR(LT)
UI210335	CRESCENDO MTN 1826D 30.9.2026	30-Sep-2026	20	3.700	NR(LT)
UJ210329	CRESCENDO MTN 2007D 30.3.2027	30-Mar-2027	10	3.900	NR(LT)
UJ210328	CRESCENDO MTN 2191D 30.9.2027	30-Sep-2027	10	3.900	NR(LT)
UK210327	CRESCENDO MTN 2373D 30.3.2028	30-Mar-2028	10	3.900	NR(LT)
UK210326	CRESCENDO MTN 2556D 29.9.2028	29-Sep-2028	40	3.900	NR(LT)

REGISTRATION CODE	201801024980 (1287000T)				
ISSUER NAME	<b>Cypark Ref Sdn Berhad</b>				
INDUSTRY	INFRASTRUCTURES AND UTILITIES				
PROFILE	Cypark Ref Sdn Berhad ("CRSB") was incorporated on 12 July 2018 as an appointed turnkey contractor and special purpose vehicle to raise financing for three 30 MWac solar photovoltaic projects ("Projects"), which were awarded to Viva Solar Sdn Berhad, Cove Suria Sdn Berhad and Cypark Estuary Solar Sdn Berhad. Cypark Resouces Berhad ("CRB"), the sponsor for all three projects, is the sole shareholder of CRSB and Cypark Renewable Energy Sdn Berhad ("CRE"), which is the Engineering, Procurement, Construction and Commissioning contractor and Operations & Maintenance service provider for all three projects. Listed on the Main Market of Bursa Malaysia as an investment holding company, CRB is a pioneering developer and provider of integrated renewable energy, green technology, environmental engineering solutions, and construction engineering.				
FACILITY/BOND CODE	FACILITY/BOND NAME	MATURITY DATE	O/S AMT (MYR Mil)	CPN RATE (%)	RATING
201900059	CYPARK REF RM550.0 MILLION 22 YEARS SRI SUKUK MURABAHAH	11-Oct-2041	550		
VG190193	CYPARK REF IMTN 4.600% 30.06.2022	30-Jun-2022	10	4.600	AA3
VH190194	CYPARK REF IMTN 4.690% 30.06.2023	30-Jun-2023	20	4.690	AA3
VI190195	CYPARK REF IMTN 4.780% 28.06.2024	28-Jun-2024	20	4.780	AA3
VJ190196	CYPARK REF IMTN 4.870% 30.06.2025	30-Jun-2025	20	4.870	AA3
VK190197	CYPARK REF IMTN 4.960% 30.06.2026	30-Jun-2026	25	4.960	AA3
VL190198	CYPARK REF IMTN 5.030% 30.06.2027	30-Jun-2027	25	5.030	AA3
VM190199	CYPARK REF IMTN 5.110% 30.06.2028	30-Jun-2028	25	5.110	AA3
VN190200	CYPARK REF IMTN 5.180% 29.06.2029	29-Jun-2029	25	5.180	AA3
VO190201	CYPARK REF IMTN 5.250% 28.06.2030	28-Jun-2030	25	5.250	AA3
VP190202	CYPARK REF IMTN 5.320% 30.06.2031	30-Jun-2031	30	5.320	AA3
VQ190203	CYPARK REF IMTN 5.390% 30.06.2032	30-Jun-2032	30	5.390	AA3
VR190204	CYPARK REF IMTN 5.460% 30.06.2033	30-Jun-2033	30	5.460	AA3



FACILITY/BOND CODE	FACILITY/BOND NAME	MATURITY DATE	O/S AMT (MYR Mil)	CPN RATE (%)	RATING
VS190205	CYPARK REF IMTN 5.530% 30.06.2034	30-Jun-2034	30	5.530	AA3
VT190206	CYPARK REF IMTN 5.600% 29.06.2035	29-Jun-2035	35	5.600	AA3
VU190207	CYPARK REF IMTN 5.670% 30.06.2036	30-Jun-2036	35	5.670	AA3
VV190208	CYPARK REF IMTN 5.740% 30.06.2037	30-Jun-2037	40	5.740	AA3
VW190209	CYPARK REF IMTN 5.810% 30.06.2038	30-Jun-2038	40	5.810	AA3
VX190210	CYPARK REF IMTN 5.890% 30.06.2039	30-Jun-2039	40	5.890	AA3
VY190211	CYPARK REF IMTN 5.990% 29.06.2040	29-Jun-2040	45	5.990	AA3

<b>REGISTRATION CODE</b>	200001008597 (511203V)				
<b>ISSUER NAME</b>	<b>Cypark Renewable Energy Sdn Berhad</b>				
<b>INDUSTRY</b>	INFRASTRUCTURES AND UTILITIES				
<b>PROFILE</b>	Cypark Renewable Energy Sdn Berhad ("CRE") was incorporated on 13 April 2000 and is mainly involved in the renewable energy sector. CRE provides environmental engineering, management, planning and design services for solar power plants. CRE is a wholly-owned subsidiary of Cypark Resources Berhad ("CRB") which is listed on the Main Market of Bursa Malaysia. CRB is a developer and provider of integrated renewable energy, green technology, environmental engineering solutions, and construction engineering.				
FACILITY/BOND CODE	FACILITY/BOND NAME	MATURITY DATE	O/S AMT (MYR Mil)	CPN RATE (%)	RATING
202000030	CRE PERPETUAL SUKUK MUSHARAKAH RM500MILLION	04-Sep-2120	210		
VZ210019	CRE IMTN 6.850% 04.09.2120	04-Sep-2120	30	6.850	NR(LT)
VZ200375	CRE IMTN 6.500% 04.09.2120	04-Sep-2120	15	6.500	NR(LT)
VZ200317	CRE IMTN 6.500% 04.09.2120	04-Sep-2120	30	6.500	NR(LT)
VZ200221	CRE IMTN 6.500% 04.09.2120	04-Sep-2120	22	6.500	NR(LT)
VZ200193	CRE IMTN 6.500% 04.09.2120	04-Sep-2120	97	6.500	NR(LT)
VZ210366	CRE IMTN 6.850% 04.09.2120 (Series 7)	04-Sep-2120	7	6.850	NR(LT)
VZ210127	CRE IMTN 6.850% 04.09.2120 (Series 6)	04-Sep-2120	8	6.850	NR(LT)

REGISTRATION CODE	199901004615 (479515V)				
ISSUER NAME	<b>Damansara Uptown Retail Centre Sdn Berhad</b>				
INDUSTRY	PROPERTY AND REAL ESTATE				
PROFILE	Damansara Uptown Retail Centre Sdn Berhad is a property investment holding company that was incorporated in 1999. It is wholly owned by See Hoy Chan Sdn Berhad, a property developer focused on developing niche residential and commercial projects in Petaling Jaya and Kuala Lumpur.				
FACILITY/BOND CODE	FACILITY/BOND NAME	MATURITY DATE	O/S AMT (MYR Mil)	CPN RATE (%)	RATING
201900030	DURC RM999.0M MEDIUM TERM NOTES PROGRAMME	14-May-2049	877		
UG190189	DURC MTN 1096D 16.5.2022 Tranche 1 Series 3	16-May-2022	5	3.250	NR(LT)
UG190275	DURC MTN 1096D 16.8.2022 Tranche 2 Series 1	16-Aug-2022	1	3.270	NR(LT)
UF210042	DURC MTN 730D 16.2.2023 Tranche 3 Series 1	16-Feb-2023	1	3.430	NR(LT)
UH190188	DURC MTN 1461D 16.5.2023 Tranche 1 Series 4	16-May-2023	5	3.250	NR(LT)
UH190280	DURC MTN 1461D 16.8.2023 Tranche 2 Series 2	16-Aug-2023	2	3.270	NR(LT)
UG210041	DURC MTN 1095D 16.2.2024 Tranche 3 Series 2	16-Feb-2024	1	3.430	NR(LT)
UI190187	DURC MTN 1827D 16.5.2024 Tranche 1 Series 5	16-May-2024	5	3.250	NR(LT)
UI190279	DURC MTN 1827D 16.8.2024 Tranche 2 Series 3	16-Aug-2024	2	3.270	NR(LT)
UH210040	DURC MTN 1459D 14.2.2025 Tranche 3 Series 3	14-Feb-2025	2	3.430	NR(LT)
UJ190186	DURC MTN 2192D 16.5.2025 Tranche 1 Series 6	16-May-2025	10	3.250	NR(LT)
UJ190278	DURC MTN 2191D 15.8.2025 Tranche 2 Series 4	15-Aug-2025	4	3.270	NR(LT)
UI210039	DURC MTN 1826D 16.2.2026 Tranche 3 Series 4	16-Feb-2026	4	3.430	NR(LT)
UK190185	DURC MTN 2556D 15.5.2026 Tranche 1 Series 7	15-May-2026	10	3.250	NR(LT)
UK190277	DURC MTN 2555D 14.8.2026 Tranche 2 Series 5	14-Aug-2026	6	3.270	NR(LT)
UJ210038	DURC MTN 2191D 16.2.2027 Tranche 3 Series 5	16-Feb-2027	4	3.430	NR(LT)
UL190184	DURC MTN 2920D 14.5.2027 Tranche 1 Series 8	14-May-2027	20	3.250	NR(LT)
UL190276	DURC MTN 2922D 16.8.2027 Tranche 2 Series 6	16-Aug-2027	8	3.270	NR(LT)
UK210037	DURC MTN 2556D 16.2.2028 Tranche 3 Series 6	16-Feb-2028	6	3.430	NR(LT)
UM190183	DURC MTN 3288D 16.5.2028 Tranche 1 Series 9	16-May-2028	20	3.250	NR(LT)
UM190338	DURC MTN 3227D 16.8.2028 Tranche 2 Series 7	16-Aug-2028	10	3.270	NR(LT)
UL210036	DURC MTN 2922D 16.2.2029 Tranche 3 Series 7	16-Feb-2029	6	3.430	NR(LT)
UN190182	DURC MTN 3653D 16.5.2029 Tranche 1 Series 10	16-May-2029	20	3.250	NR(LT)
UN190337	DURC MTN 3592D 16.8.2029 Tranche 2 Series 8	16-Aug-2029	10	3.270	NR(LT)
UM210035	DURC MTN 3286D 15.2.2030 Tranche 3 Series 8	15-Feb-2030	1	3.430	NR(LT)
UM210103	DURC MTN 3258D 15.2.2030 Tranche 3 Series 8a	15-Feb-2030	7	3.430	NR(LT)

FACILITY/BOND CODE	FACILITY/BOND NAME	MATURITY DATE	O/S AMT (MYR Mil)	CPN RATE (%)	RATING
UO190181	DURC MTN 4018D 16.5.2030 Tranche 1 Series 11	16-May-2030	40	3.250	NR(LT)
UO190378	DURC MTN 3896D 16.8.2030 Tranche 2 Series 9	16-Aug-2030	10	3.270	NR(LT)
UN210102	DURC MTN 3622D 14.2.2031 Tranche 3 Series 9	14-Feb-2031	8	3.430	NR(LT)
UP190180	DURC MTN 4383D 16.5.2031 Tranche 1 Series 12	16-May-2031	40	3.250	NR(LT)
UP190379	DURC MTN 4260D 15.8.2031 Tranche 2 Series 10	15-Aug-2031	10	3.270	NR(LT)
UO210186	DURC MTN 3927D 16.2.2032 Tranche 3 Series 10a	16-Feb-2032	4	3.430	NR(LT)
UO210101	DURC MTN 3989D 16.2.2032 Tranche 3 Series 10	16-Feb-2032	7	3.430	NR(LT)
UQ190179	DURC MTN 4747D 14.5.2032 Tranche 1 Series 13	14-May-2032	50	3.250	NR(LT)
UQ200074	DURC MTN 4536D 16.8.2032 Tranche 2 Series 11	16-Aug-2032	10	3.270	NR(LT)
UP210185	DURC MTN 4293D 16.2.2033 Tranche 3 Series 11	16-Feb-2033	10	3.430	NR(LT)
UR190178	DURC MTN 5114D 16.5.2033 Tranche 1 Series 14	16-May-2033	50	3.250	NR(LT)
UR200073	DURC MTN 4901D 16.8.2033 Tranche 2 Series 12	16-Aug-2033	10	3.270	NR(LT)
UQ210184	DURC MTN 4658D 16.2.2034 Tranche 3 Series 12	16-Feb-2034	10	3.430	NR(LT)
US190177	DURC MTN 5479D 16.5.2034 Tranche 1 Series 15	16-May-2034	322	3.250	NR(LT)
US200075	DURC MTN 5266D 16.8.2034 Tranche 2 Series 13	16-Aug-2034	5	3.270	NR(LT)
UR200243	DURC MTN 5052D 16.8.2034 Tranche 2 Series 13b	16-Aug-2034	25	3.270	NR(LT)
UR200270	DURC MTN 5021D 16.8.2034 Tranche 2 Series 13c	16-Aug-2034	25	3.270	NR(LT)
UR210002	DURC MTN 4958D 16.8.2034 Tranche 2 Series 13d	16-Aug-2034	20	3.270	NR(LT)
US200138	DURC MTN 5174D 16.8.2034 Tranche 2 Series 13a	16-Aug-2034	25	3.270	NR(LT)
UR210312	DURC MTN 4900D 16.2.2035 Tranche 3 Series 13a	16-Feb-2035	25	3.430	NR(LT)
UR210183	DURC MTN 5023D 16.2.2035 Tranche 3 Series 13	16-Feb-2035	2	3.430	NR(LT)

REGISTRATION CODE	201101006628 (934765U)				
ISSUER NAME	<b>Danainfra Nasional Berhad</b>				
INDUSTRY	FINANCIAL SERVICES				
PROFILE	Danainfra Nasional Bhd ("Danainfra"), a wholly-owned subsidiary of the Minister of Finance (Incorporated), was established on 3 March 2011 to undertake the funding for large infrastructure projects undertaken by the Government of Malaysia for the benefit of the general public. Danainfra was formed pursuant to the Economic Council's decision on 14 June 2010 for the need to have an Infrastructure Financing Entity ("IFE") to advise and facilitate the funding for the proposed three-line Mass Rapid Transit system, officially called the My Rapid Transit project.				
FACILITY/BOND CODE	FACILITY/BOND NAME	MATURITY DATE	O/S AMT (MYR Mil)	CPN RATE (%)	RATING
201200042	DANAINFRA RM71.0 BILLION GUARANTEED ICP/IMTN PROGRAMME	20-Jul-2062	64,165		
VI170116	DANAINFRA IMTN 4.120% 21.03.2022 - Tranche No 55	21-Mar-2022	370	4.120	NR(LT)
VK150051	DANAINFRA IMTN 4.150% 06.04.2022 - Tranche No 31	06-Apr-2022	600	4.150	NR(LT)
SE210046	DANAINFRA ICP 365D 08.04.2022 - Tranche No 5	08-Apr-2022	2,000	0.000	NR(ST)
VI170158	DANAINFRA IMTN 4.060% 25.05.2022 - Tranche No 61	25-May-2022	750	4.060	NR(LT)
VN120270	DANAINFRA IMTN 3.740% 20.07.2022 - Tranche No 2	20-Jul-2022	700	3.740	NR(LT)
VK150253	DANAINFRA IMTN 4.450% 11.11.2022 - Tranche No 37	11-Nov-2022	500	4.450	NR(LT)
VN130071	DANAINFRA IMTN 4.000% 08.02.2023 - Tranche No 5	08-Feb-2023	400	4.000	NR(LT)
VK160126	DANAINFRA IMTN 4.100% 03.05.2023 - Tranche No 43	03-May-2023	800	4.100	NR(LT)
VI180241	DANAINFRA IMTN 4.080% 18.08.2023 - Tranche No 79	18-Aug-2023	700	4.080	NR(LT)
VK160318	DANAINFRA IMTN 3.920% 20.10.2023 - Tranche No 49	20-Oct-2023	400	3.920	NR(LT)
VN130276	DANAINFRA IMTN 4.210% 31.10.2023 - Tranche No 10	31-Oct-2023	500	4.210	NR(LT)
VK170117	DANAINFRA IMTN 4.350% 21.03.2024 - Tranche No 56	21-Mar-2024	370	4.350	NR(LT)
VN140099	DANAINFRA IMTN 4.550% 19.04.2024 - Tranche No 15	19-Apr-2024	500	4.550	NR(LT)
VK170159	DANAINFRA IMTN 4.270% 24.05.2024 - Tranche No 62	24-May-2024	700	4.270	NR(LT)
VP120271	DANAINFRA IMTN 3.870% 19.07.2024 - Tranche No 3	19-Jul-2024	500	3.870	NR(LT)
VN140197	DANAINFRA IMTN 4.410% 24.07.2024 - Tranche No 21	24-Jul-2024	400	4.410	NR(LT)
VK170374	DANAINFRA IMTN 4.330% 15.11.2024 - Tranche No 68	15-Nov-2024	700	4.330	NR(LT)
VP130072	DANAINFRA IMTN 3.960% 07.02.2025 - Tranche No 6	07-Feb-2025	300	3.960	NR(LT)
VK180070	DANAINFRA IMTN 4.370% 21.02.2025 - Tranche No 73	21-Feb-2025	700	4.370	NR(LT)
VN150050	DANAINFRA IMTN 4.330% 04.04.2025 - Tranche No 32	04-Apr-2025	300	4.330	NR(LT)
VN150254	DANAINFRA IMTN 4.530% 12.11.2025 - Tranche No 38	12-Nov-2025	350	4.530	NR(LT)
VK180329	DANAINFRA IMTN 4.320% 26.11.2025 - Tranche No 80	26-Nov-2025	955	4.320	NR(LT)
VK190069	DANAINFRA IMTN 4.030% 01.04.2026 - Tranche No 85	01-Apr-2026	700	4.030	NR(LT)
VN160127	DANAINFRA IMTN 4.290% 30.04.2026 - Tranche No 44	30-Apr-2026	500	4.290	NR(LT)

FACILITY/BOND CODE	FACILITY/BOND NAME	MATURITY DATE	O/S AMT (MYR Mil)	CPN RATE (%)	RATING
VN160319	DANAINFRA IMTN 4.090% 20.10.2026 - Tranche No 50	20-Oct-2026	600	4.090	NR(LT)
VK190270	DANAINFRA IMTN 3.530% 27.11.2026 - Tranche No 91	27-Nov-2026	705	3.530	NR(LT)
VN170118	DANAINFRA IMTN 4.560% 19.03.2027 - Tranche No 57	19-Mar-2027	300	4.560	NR(LT)
VK200074	DANAINFRA IMTN 2.860% 20.05.2027 - Tranche No 97	20-May-2027	400	2.860	NR(LT)
VN170160	DANAINFRA IMTN 4.370% 25.05.2027 - Tranche No 63	25-May-2027	500	4.370	NR(LT)
VS120272	DANAINFRA IMTN 4.040% 20.07.2027 - Tranche No 4	20-Jul-2027	900	4.040	NR(LT)
VK200196	DANAINFRA IMTN 2.660% 23.09.2027 - Tranche No 102	23-Sep-2027	600	2.660	NR(LT)
VN170375	DANAINFRA IMTN 4.500% 16.11.2027 - Tranche No 69	16-Nov-2027	300	4.500	NR(LT)
VS130073	DANAINFRA IMTN 4.170% 08.02.2028 - Tranche No 7	08-Feb-2028	400	4.170	NR(LT)
VK210163	DANAINFRA IMTN 3.250% 05.05.2028 - Tranche No 108	05-May-2028	300	3.250	NR(LT)
VS130277	DANAINFRA IMTN 4.580% 31.10.2028 - Tranche No 11	31-Oct-2028	600	4.580	NR(LT)
VN180330	DANAINFRA IMTN 4.470% 24.11.2028 - Tranche No 81	24-Nov-2028	740	4.470	NR(LT)
VK210429	DANAINFRA IMTN 3.680% 24.11.2028 - Tranche No 113	24-Nov-2028	100	3.680	NR(LT)
VN190070	DANAINFRA IMTN 4.080% 30.03.2029 - Tranche No 86	30-Mar-2029	400	4.080	NR(LT)
VS140100	DANAINFRA IMTN 5.030% 20.04.2029 - Tranche No 16	20-Apr-2029	200	5.030	NR(LT)
VS140198	DANAINFRA IMTN 4.760% 24.07.2029 - Tranche No 22	24-Jul-2029	400	4.760	NR(LT)
VN190271	DANAINFRA IMTN 3.690% 27.11.2029 - Tranche No 92	27-Nov-2029	370	3.690	NR(LT)
VS140363	DANAINFRA IMTN 4.670% 27.11.2029 - Tranche No 27	27-Nov-2029	300	4.670	NR(LT)
VS150049	DANAINFRA IMTN 4.610% 05.04.2030 - Tranche No 33	05-Apr-2030	300	4.610	NR(LT)
VN200075	DANAINFRA IMTN 3.010% 20.05.2030 - Tranche No 98	20-May-2030	600	3.010	NR(LT)
VN200197	DANAINFRA IMTN 2.860% 23.09.2030 - Tranche No 103	23-Sep-2030	500	2.860	NR(LT)
VS150255	DANAINFRA IMTN 4.820% 12.11.2030 - Tranche No 39	12-Nov-2030	250	4.820	NR(LT)
VS160128	DANAINFRA IMTN 4.570% 02.05.2031 - Tranche No 45	02-May-2031	700	4.570	NR(LT)
VS160320	DANAINFRA IMTN 4.480% 20.10.2031 - Tranche No 51	20-Oct-2031	700	4.480	NR(LT)
VS170119	DANAINFRA IMTN 4.950% 19.03.2032 - Tranche No 58	19-Mar-2032	1,065	4.950	NR(LT)
VS170161	DANAINFRA IMTN 4.890% 25.05.2032 - Tranche No 64	25-May-2032	700	4.890	NR(LT)
VS170376	DANAINFRA IMTN 4.900% 16.11.2032 - Tranche No 70	16-Nov-2032	500	4.900	NR(LT)
VX130074	DANAINFRA IMTN 4.380% 08.02.2033 - Tranche No 8	08-Feb-2033	400	4.380	NR(LT)
VS180071	DANAINFRA IMTN 4.900% 21.02.2033 - Tranche No 74	21-Feb-2033	300	4.900	NR(LT)
VX130278	DANAINFRA IMTN 4.800% 31.10.2033 - Tranche No 12	31-Oct-2033	900	4.800	NR(LT)

FACILITY/BOND CODE	FACILITY/BOND NAME	MATURITY DATE	O/S AMT (MYR Mil)	CPN RATE (%)	RATING
VS180331	DANAINFRA IMTN 4.800% 25.11.2033 - Tranche No 82	25-Nov-2033	270	4.800	NR(LT)
VS190071	DANAINFRA IMTN 4.300% 31.03.2034 - Tranche No 87	31-Mar-2034	800	4.300	NR(LT)
VX140101	DANAINFRA IMTN 5.250% 21.04.2034 - Tranche No 17	21-Apr-2034	300	5.250	NR(LT)
VX140199	DANAINFRA IMTN 4.930% 24.07.2034 - Tranche No 23	24-Jul-2034	500	4.930	NR(LT)
VS190272	DANAINFRA IMTN 3.930% 27.11.2034 - Tranche No 93	27-Nov-2034	870	3.930	NR(LT)
VX140364	DANAINFRA IMTN 4.790% 27.11.2034 - Tranche No 28	27-Nov-2034	500	4.790	NR(LT)
VX150048	DANAINFRA IMTN 4.790% 06.04.2035 - Tranche No 34	06-Apr-2035	300	4.790	NR(LT)
VS200076	DANAINFRA IMTN 3.270% 18.05.2035 - Tranche No 99	18-May-2035	600	3.270	NR(LT)
VS200198	DANAINFRA IMTN 3.350% 21.09.2035 - Tranche No 104	21-Sep-2035	500	3.350	NR(LT)
VX150256	DANAINFRA IMTN 4.910% 12.11.2035 - Tranche No 40	12-Nov-2035	400	4.910	NR(LT)
VR210430	DANAINFRA IMTN 4.230% 23.11.2035 - Tranche No 114	23-Nov-2035	615	4.230	NR(LT)
VX160129	DANAINFRA IMTN 4.760% 02.05.2036 - Tranche No 46	02-May-2036	500	4.760	NR(LT)
VS210164	DANAINFRA IMTN 4.100% 05.05.2036 - Tranche No 109	05-May-2036	400	4.100	NR(LT)
VX160321	DANAINFRA IMTN 4.650% 20.10.2036 - Tranche No 52	20-Oct-2036	800	4.650	NR(LT)
VV190072	DANAINFRA IMTN 4.530% 01.04.2037 - Tranche No 88	01-Apr-2037	600	4.530	NR(LT)
VX170162	DANAINFRA IMTN 5.100% 25.05.2037 - Tranche No 65	25-May-2037	350	5.100	NR(LT)
VX180072	DANAINFRA IMTN 5.110% 19.02.2038 - Tranche No 75	19-Feb-2038	1,500	5.110	NR(LT)
VZ130279	DANAINFRA IMTN 5.100% 29.10.2038 - Tranche No 13	29-Oct-2038	300	5.100	NR(LT)
VX180332	DANAINFRA IMTN 5.000% 26.11.2038 - Tranche No 83	26-Nov-2038	520	5.000	NR(LT)
VZ140102	DANAINFRA IMTN 5.380% 21.04.2039 - Tranche No 18	21-Apr-2039	700	5.380	NR(LT)
VZ140200	DANAINFRA IMTN 5.140% 22.07.2039 - Tranche No 24	22-Jul-2039	400	5.140	NR(LT)
VZ140365	DANAINFRA IMTN 4.980% 25.11.2039 - Tranche No 29	25-Nov-2039	400	4.980	NR(LT)
VX190273	DANAINFRA IMTN 4.050% 25.11.2039 - Tranche No 94	25-Nov-2039	280	4.050	NR(LT)
VZ150047	DANAINFRA IMTN 4.950% 06.04.2040 - Tranche No 35	06-Apr-2040	1,000	4.950	NR(LT)
VX200077	DANAINFRA IMTN 3.570% 18.05.2040 - Tranche No 100	18-May-2040	600	3.570	NR(LT)
VX200199	DANAINFRA IMTN 3.720% 21.09.2040 - Tranche No 105	21-Sep-2040	600	3.720	NR(LT)
VZ150257	DANAINFRA IMTN 5.040% 12.11.2040 - Tranche No 41	12-Nov-2040	800	5.040	NR(LT)
VX210165	DANAINFRA IMTN 4.470% 03.05.2041 - Tranche No 110	03-May-2041	400	4.470	NR(LT)
VZ160130	DANAINFRA IMTN 4.850% 03.05.2041 - Tranche No 47	03-May-2041	1,000	4.850	NR(LT)
VZ160322	DANAINFRA IMTN 4.780% 18.10.2041 - Tranche No 53	18-Oct-2041	1,000	4.780	NR(LT)

FACILITY/BOND CODE	FACILITY/BOND NAME	MATURITY DATE	O/S AMT (MYR Mil)	CPN RATE (%)	RATING
VX210431	DANAINFRA IMTN 4.480% 25.11.2041 - Tranche No 115	25-Nov-2041	195	4.480	NR(LT)
VZ170120	DANAINFRA IMTN 5.100% 21.03.2042 - Tranche No 59	21-Mar-2042	285	5.100	NR(LT)
VZ170163	DANAINFRA IMTN 5.200% 23.05.2042 - Tranche No 66	23-May-2042	780	5.200	NR(LT)
VZ170377	DANAINFRA IMTN 5.220% 14.11.2042 - Tranche No 71	14-Nov-2042	600	5.220	NR(LT)
VZ180073	DANAINFRA IMTN 5.240% 20.02.2043 - Tranche No 76	20-Feb-2043	1,000	5.240	NR(LT)
VZ190073	DANAINFRA IMTN 4.720% 01.04.2043 - Tranche No 89	01-Apr-2043	500	4.720	NR(LT)
VZ140103	DANAINFRA IMTN 5.510% 21.04.2044 - Tranche No 19	21-Apr-2044	400	5.510	NR(LT)
VZ140201	DANAINFRA IMTN 5.290% 22.07.2044 - Tranche No 25	22-Jul-2044	500	5.290	NR(LT)
VZ190274	DANAINFRA IMTN 4.170% 25.11.2044 - Tranche No 95	25-Nov-2044	265	4.170	NR(LT)
VZ140366	DANAINFRA IMTN 5.160% 25.11.2044 - Tranche No 30	25-Nov-2044	500	5.160	NR(LT)
VZ150046	DANAINFRA IMTN 5.05% 06.04.2045 - Tranche No 36	06-Apr-2045	1,000	5.050	NR(LT)
VZ200200	DANAINFRA IMTN 3.870% 22.09.2045 - Tranche No 106	22-Sep-2045	600	3.870	NR(LT)
VZ150258	DANAINFRA IMTN 5.150% 10.11.2045 - Tranche No 42	10-Nov-2045	800	5.150	NR(LT)
VZ160131	DANAINFRA IMTN 5.020% 03.05.2046 - Tranche No 48	03-May-2046	1,000	5.020	NR(LT)
VZ210166	DANAINFRA IMTN 4.560% 04.05.2046 - Tranche No 111	04-May-2046	400	4.560	NR(LT)
VZ160323	DANAINFRA IMTN 4.950% 19.10.2046 - Tranche No 54	19-Oct-2046	1,000	4.950	NR(LT)
VZ170121	DANAINFRA IMTN 5.180% 21.03.2047 - Tranche No 60	21-Mar-2047	290	5.180	NR(LT)
VZ170164	DANAINFRA IMTN 5.250% 24.05.2047 - Tranche No 67	24-May-2047	720	5.250	NR(LT)
VZ170378	DANAINFRA IMTN 5.350% 15.11.2047 - Tranche No 72	15-Nov-2047	900	5.350	NR(LT)
VZ180074	DANAINFRA IMTN 5.360% 21.02.2048 - Tranche No 77	21-Feb-2048	500	5.360	NR(LT)
VZ190074	DANAINFRA IMTN 4.820% 01.04.2048 - Tranche No 90	01-Apr-2048	800	4.820	NR(LT)
VZ180333	DANAINFRA IMTN 5.170% 26.11.2048 - Tranche No 84	26-Nov-2048	755	5.170	NR(LT)
VZ190275	DANAINFRA IMTN 4.290% 26.11.2049 - Tranche No 96	26-Nov-2049	310	4.290	NR(LT)
VZ200078	DANAINFRA IMTN 3.890% 20.05.2050 - Tranche No 101	20-May-2050	600	3.890	NR(LT)
VZ200201	DANAINFRA IMTN 4.010% 23.09.2050 - Tranche No 107	23-Sep-2050	1,200	4.010	NR(LT)
VZ210432	DANAINFRA IMTN 4.570% 25.11.2050 - Tranche No 116	25-Nov-2050	235	4.570	NR(LT)
VZ210167	DANAINFRA IMTN 4.640% 05.05.2051 - Tranche No 112	05-May-2051	500	4.640	NR(LT)
201700072	DANAINFRA RM13.0 BILLION GUARANTEED ICP/IMTN PROGRAMME	25-Oct-2067	12,100		
VK180151	DANAINFRA IMTN 4.320% 02.05.2025 - Tranche 1	02-May-2025	800	4.320	NR(LT)
VK190023	DANAINFRA IMTN 4.150% 12.02.2026 - TRANCHE 5	12-Feb-2026	300	4.150	NR(LT)



FACILITY/BOND CODE	FACILITY/BOND NAME	MATURITY DATE	O/S AMT (MYR Mil)	CPN RATE (%)	RATING
VK190177	DANAINFRA IMTN 3.340% 25.09.2026 - Tranche 11	25-Sep-2026	250	3.340	NR(LT)
VK210014	DANAINFRA IMTN 2.840% 24.02.2028 - Tranche 17	24-Feb-2028	700	2.840	NR(LT)
VN180152	DANAINFRA IMTN 4.550% 02.05.2028 - Tranche 2	02-May-2028	700	4.550	NR(LT)
VK210379	DANAINFRA IMTN 3.700% 27.10.2028 - Tranche 21	27-Oct-2028	400	3.700	NR(LT)
VN190024	DANAINFRA IMTN 4.360% 12.02.2029 - TRANCHE 6	12-Feb-2029	700	4.360	NR(LT)
VN190178	DANAINFRA IMTN 3.470% 26.09.2029 - Tranche 12	26-Sep-2029	400	3.470	NR(LT)
VN210015	DANAINFRA IMTN 3.180% 24.02.2031 - Tranche 18	24-Feb-2031	400	3.180	NR(LT)
VS180153	DANAINFRA IMTN 4.900% 29.04.2033 - Tranche 3	29-Apr-2033	700	4.900	NR(LT)
VS190025	DANAINFRA IMTN 4.650% 10.02.2034 - TRANCHE 7	10-Feb-2034	500	4.650	NR(LT)
VS190179	DANAINFRA IMTN 3.620% 26.09.2034 - Tranche 13	26-Sep-2034	350	3.620	NR(LT)
VS210016	DANAINFRA IMTN 3.790% 22.02.2036 - Tranche 19	22-Feb-2036	400	3.790	NR(LT)
VS210380	DANAINFRA IMTN 4.340% 27.10.2036 - Tranche 22	27-Oct-2036	860	4.340	NR(LT)
VX180154	DANAINFRA IMTN 5.080% 30.04.2038 - Tranche 4	30-Apr-2038	300	5.080	NR(LT)
VX190026	DANAINFRA IMTN 4.840% 11.02.2039 - TRANCHE 8	11-Feb-2039	300	4.840	NR(LT)
VX190180	DANAINFRA IMTN 3.690% 26.09.2039 - Tranche 14	26-Sep-2039	400	3.690	NR(LT)
VX210381	DANAINFRA IMTN 4.500% 25.10.2041 - Tranche 23	25-Oct-2041	270	4.500	NR(LT)
VZ190027	DANAINFRA IMTN 4.960% 12.02.2044 - TRANCHE 9	12-Feb-2044	200	4.960	NR(LT)
VZ190181	DANAINFRA IMTN 3.800% 26.09.2044 - Tranche 15	26-Sep-2044	500	3.800	NR(LT)
VZ190028	DANAINFRA IMTN 5.060% 12.02.2049 - TRANCHE 10	12-Feb-2049	1,000	5.060	NR(LT)
VZ190182	DANAINFRA IMTN 3.900% 24.09.2049 - Tranche 16	24-Sep-2049	600	3.900	NR(LT)
VZ210017	DANAINFRA IMTN 4.360% 24.02.2051 - Tranche 20	24-Feb-2051	700	4.360	NR(LT)
VZ210382	DANAINFRA IMTN 4.700% 27.10.2051 - Tranche 24	27-Oct-2051	370	4.700	NR(LT)
202100055	DANAINFRA NASIONAL RM7.6 BILLION GG ICP/IMTN PROGRAMME	22-Oct-2071	2,500		
SE210181	DANAINFRA ICP 364D 21.10.2022	21-Oct-2022	1,000	0.000	NR(ST)
VK210395	DANAINFRA IMTN 3.720% 10.11.2028	10-Nov-2028	300	3.720	NR(LT)
VS210396	DANAINFRA IMTN 4.340% 10.11.2036	10-Nov-2036	450	4.340	NR(LT)
VX210397	DANAINFRA IMTN 4.510% 08.11.2041	08-Nov-2041	300	4.510	NR(LT)
VZ210398	DANAINFRA IMTN 4.700% 10.11.2051	10-Nov-2051	450	4.700	NR(LT)



REGISTRATION CODE	200901011656 (854686K)				
ISSUER NAME	<b>Danajamin Nasional Berhad</b>				
INDUSTRY	FINANCIAL SERVICES				
PROFILE	Established in May 2009, Danajamin Nasional Berhad ("Danajamin") is Malaysia's first financial guarantee insurer jointly owned by the Minister of Finance Incorporated and Credit Guarantee Corporation Malaysia Berhad. Its key objectives include providing financial guarantee to financially viable companies to aid these companies in obtaining long-term financing in the bond market as well as to further deepen the domestic Private Debt Securities ("PDS") market by improving companies' access to the PDS market.				
FACILITY/BOND CODE	FACILITY/BOND NAME	MATURITY DATE	O/S AMT (MYR Mil)	CPN RATE (%)	RATING
201700064	DANAJAMIN PERPETUAL RM2.0B SUBORDINATED SUKUK MURABAHAH (IN COMBINED LIMIT WITH THE SENIOR SUKUK MURABAHAH)	06-Oct-2117	500		
VN170286	DANAJAMIN IMTN 4.800% 06.10.2027	06-Oct-2027	500	4.800	AA1

REGISTRATION CODE	200801034310 (835648X)				
ISSUER NAME	<b>Danga Capital Berhad</b>				
INDUSTRY	DIVERSIFIED HOLDINGS				
PROFILE	Danga Capital Berhad ("Danga"), which is wholly owned by Khazanah Nasional Berhad ("Khazanah"), was established for the purpose of issuing Islamic securities in order to finance the purchase of portfolio units of a pool of Shariah-approved shares and/or assets from Khazanah via Duyung Capital Berhad ("Duyung Capital"). Incorporated in September 1993 under the Companies Act 1965, Khazanah acts as the investment arm of the Government of Malaysia and holds an important role in promoting economic growth and in undertaking strategic investments which would contribute towards nation-building.				
FACILITY/BOND CODE	FACILITY/BOND NAME	MATURITY DATE	O/S AMT (MYR Mil)	CPN RATE (%)	RATING
200900021	DANGA RM10.0B ISLAMIC SECURITIES PROGRAMME	22-Apr-2044	10,000		
VG210001	DANGA IMTN 2.320% 25.01.2024 - Tranche 10	25-Jan-2024	500	2.320	AAA (S)
VN160022	DANGA IMTN 4.600% 23.02.2026 - Tranche 6	23-Feb-2026	1,500	4.600	AAA (S)
VN170245	DANGA IMTN 4.520% 06.09.2027 - Tranche 7	06-Sep-2027	1,500	4.520	AAA (S)
VK210002	DANGA IMTN 2.960% 25.01.2028 - Tranche 11	25-Jan-2028	1,500	2.960	AAA (S)
VS150002	DANGA IMTN 4.880% 29.01.2030 - Tranche 4	29-Jan-2030	1,500	4.880	AAA (S)
VS180037	DANGA IMTN 4.940% 26.01.2033 - Tranche 8	26-Jan-2033	1,500	4.940	AAA (S)
VT180093	DANGA IMTN 5.020% 21.09.2033 - Tranche 9	21-Sep-2033	2,000	5.020	AAA (S)

REGISTRATION CODE	201801011908 (1273924X)				
ISSUER NAME	<b>Danum Capital Berhad</b>				
INDUSTRY	DIVERSIFIED HOLDINGS				
PROFILE	Danum Capital Berhad ("Danum") was incorporated on 28 March 2018 as the Islamic funding conduit of Khazanah Nasional Berhad ("Khazanah"). Incorporated in September 1993 under the Companies Act 1965, Khazanah acts as the investment arm of the Government of Malaysia and holds an important role in promoting economic growth and in undertaking strategic investments which would contribute towards nation-building.				
FACILITY/BOND CODE	FACILITY/BOND NAME	MATURITY DATE	O/S AMT (MYR Mil)	CPN RATE (%)	RATING
201900007	DANUM RM10.0B SUKUK DANUM PROGRAMME	14-Feb-2069	8,400		
VE210022	DANUM IMTN 2.120% 10.03.2022 - Tranche 10	10-Mar-2022	400	2.120	AAA (S)
VE210148	DANUM IMTN 2.240% 22.04.2022 - Tranche 11	22-Apr-2022	500	2.240	AAA (S)
VH190095	DANUM IMTN 3.960% 09.05.2023 - Tranche 3	09-May-2023	2,000	3.960	AAA (S)
VI200010	DANUM IMTN 3.070% 21.02.2025 - Tranche 4	21-Feb-2025	500	3.070	AAA (S)
VI200068	DANUM IMTN 2.970% 13.05.2025 - Tranche 7	13-May-2025	500	2.970	AAA (S)
VK190031	DANUM IMTN 4.300% 13.02.2026 - Tranche 1	13-Feb-2026	500	4.300	AAA (S)
VK200069	DANUM IMTN 3.140% 13.05.2027 - Tranche 8	13-May-2027	500	3.140	AAA (S)
VN200070	DANUM IMTN 3.290% 13.05.2030 - Tranche 9	13-May-2030	1,000	3.290	AAA (S)
VS190032	DANUM IMTN 4.680% 14.02.2034 - Tranche 2	14-Feb-2034	1,000	4.680	AAA (S)
VS200011	DANUM IMTN 3.420% 21.02.2035 - Tranche 5	21-Feb-2035	1,500	3.420	AAA (S)

REGISTRATION CODE	200501030106 (712243U)				
ISSUER NAME	<b>Dayang Enterprise Holdings Berhad</b>				
INDUSTRY	CONSTRUCTION AND ENGINEERING				
PROFILE	Dayang Enterprise Holdings Berhad ("DEHB") is an investment holding company listed on the Main Market of Bursa Malaysia on 24 April 2008. With three wholly owned subsidiaries under its wing – Dayang Enterprise Sdn Berhad, DESB Marine Services Sdn Berhad and Fortune Triumph Sdn Berhad – DEHB is mainly involved in the provisioning of maintenance services, fabrication operations, hook-up and commissioning and chartering of marine vessels.				
FACILITY/BOND CODE	FACILITY/BOND NAME	MATURITY DATE	O/S AMT (MYR Mil)	CPN RATE (%)	RATING
201900065	DEHB RM455.0 MILLION UNRATED IMTN PROGRAMME (TRANCHE 1)	15-Nov-2027	296		
VG190240	DEHB IMTN Floating Rate 15.11.2022	15-Nov-2022	55	4.870	NR(LT)
VH190241	DEHB IMTN Floating Rate 15.11.2023	15-Nov-2023	82	4.920	NR(LT)
VI190242	DEHB IMTN Floating Rate 15.11.2024	15-Nov-2024	82	4.970	NR(LT)
VJ190243	DEHB IMTN Floating Rate 14.11.2025	14-Nov-2025	77	4.990	NR(LT)
201900066	DEHB RM227.5 MILLION UNRATED IMTN PROGRAMME (TRANCHE 2)	15-Nov-2027	148		
VG190246	DEHB IMTN Floating Rate 15.11.2022	15-Nov-2022	27	3.620	NR(LT)
VH190247	DEHB IMTN Floating Rate 15.11.2023	15-Nov-2023	41	3.670	NR(LT)
VI190248	DEHB IMTN Floating Rate 15.11.2024	15-Nov-2024	41	3.720	NR(LT)
VJ190249	DEHB IMTN Floating Rate 14.11.2025	14-Nov-2025	39	3.740	NR(LT)

REGISTRATION CODE	198901001388 (178694V)				
ISSUER NAME	<b>Dialog Group Berhad</b>				
INDUSTRY	CONSTRUCTION AND ENGINEERING				
PROFILE	Dialog Group Berhad ("Dialog") was incorporated on 15 February 1989 and is listed on the Main Market of Bursa Malaysia. Dialog is principally an investment holding company incorporated to manage various subsidiaries, which serve a wide spectrum of the oil, gas and petrochemical industry. It is fairly well represented throughout the oil and gas value chain.				
FACILITY/BOND CODE	FACILITY/BOND NAME	MATURITY DATE	O/S AMT (MYR Mil)	CPN RATE (%)	RATING
202000049	DIALOG RM3.0B IMTN SUKUK WAKALAH PROGRAMME	15-Nov-2120	500		
VZ200313	DIALOG PERPETUAL SUKUK WAKALAH TRANCHE NO. 1	15-Nov-2120	500	4.150	A1

REGISTRATION CODE	199001009711 (201283M)				
ISSUER NAME	<b>DiGi Telecommunications Sdn Berhad</b>				
INDUSTRY	INFRASTRUCTURES AND UTILITIES				
PROFILE	Digi Telecommunications Sdn Berhad is a mobile service provider offering prepaid and postpaid cellular services to individual and corporate customers. It is one of the three incumbent mobile service providers with a large portion of its income from prepaid cellular services. Its parent company, Digi.Com Berhad is listed on Bursa Malaysia and is partly owned by Telenor ASA, a Norwegian-based telecommunication services provider.				
FACILITY/BOND CODE	FACILITY/BOND NAME	MATURITY DATE	O/S AMT (MYR Mil)	CPN RATE (%)	RATING
201700025	DIGI RM5.0B SUKUK MURABAHAH IMTN PROGRAMME	14-Apr-2032	1,800		
VI170141	DIGI IMTN 4.380% 14.04.2022 - Tranche No 1	14-Apr-2022	300	4.380	AAA
VK170142	DIGI IMTN 4.530% 12.04.2024 - Tranche No 2	12-Apr-2024	300	4.530	AAA
VK190183	DIGI IMTN 3.50% 18.09.2026 - Tranche No 4	18-Sep-2026	450	3.500	AAA
VN170143	DIGI IMTN 4.650% 14.04.2027 - Tranche No 3	14-Apr-2027	300	4.650	AAA
VN190184	DIGI IMTN 3.60% 20.09.2029 - Tranche No 5	20-Sep-2029	450	3.600	AAA

REGISTRATION CODE	199001011860 (203430W)				
ISSUER NAME	<b>DRB-Hicom Berhad</b>				
INDUSTRY	DIVERSIFIED HOLDINGS				
PROFILE	DRB-Hicom Berhad ("DRB-Hicom") is an investment holding company listed on the Main Market of Bursa Malaysia with more than 60 subsidiaries, associate companies and joint ventures which are involved in the automotive, service and property industries, among which include Pos Malaysia (postal services), Bank Muamalat (financial services) and Uni Asia (insurance services). DRB-Hicom, formerly known as Diversified Resources Berhad, was formed in 2000 following the merger of four listed companies under its stable namely DRB-HICOM, Gadek (Malaysia) Berhad, Gadek Capital Berhad and HICOM Holdings Berhad. In 2006, the Group was acquired by Etika Strategi Sdn Bhd and became one of the flagships of the AIBukhary Group of Companies. With the recent acquisition of Proton Holdings Berhad, the national car maker, the automotive sector continues to be DRB-Hicom's major revenue contributor.				
FACILITY/BOND CODE	FACILITY/BOND NAME	MATURITY DATE	O/S AMT (MYR Mil)	CPN RATE (%)	RATING
201900075	DRB-HICOM RM3.5 BILLION IMTN SUKUK WAKALAH	10-Dec-2049	2,290		
VG190288	DRB-HICOM IMTN 4.150% 12.12.2022	12-Dec-2022	250	4.150	A+ IS
VI190287	DRB-HICOM IMTN 4.550% 12.12.2024	12-Dec-2024	300	4.550	A+ IS
VI200183	DRB-HICOM IMTN 4.430% 29.08.2025	29-Aug-2025	150	4.430	A+ IS
VK190286	DRB-HICOM IMTN 4.850% 11.12.2026	11-Dec-2026	250	4.850	A+ IS

FACILITY/BOND CODE	FACILITY/BOND NAME	MATURITY DATE	O/S AMT (MYR Mil)	CPN RATE (%)	RATING
VK210312	DRB-HICOM IMTN 4.850% 04.08.2028	04-Aug-2028	230	4.850	A+ IS
VN190285	DRB-HICOM IMTN 5.100% 12.12.2029	12-Dec-2029	700	5.100	A+ IS
VN200184	DRB-HICOM IMTN 5.080% 30.08.2030	30-Aug-2030	250	5.080	A+ IS
VN210313	DRB-HICOM IMTN 5.050% 06.08.2031	06-Aug-2031	160	5.050	A+ IS

<b>REGISTRATION CODE</b>	201801032225 (1294251P)				
<b>ISSUER NAME</b>	<b>Dynamic Gates Sdn Berhad</b>				
<b>INDUSTRY</b>	PROPERTY AND REAL ESTATE				
<b>PROFILE</b>	Dynamic Gates Sdn Berhad ("DGSB") is a special purpose vehicle incorporated on 5 September 2018 to undertake a securitisation exercise for the purchase of three tertiary education campus properties from KDU University College (PG) Sdn Berhad ("KDUPG") and KDU University College Sdn Berhad ("KDUUC"), both wholly-owned by Paramount Corp Berhad which is a property development company listed on the Main Market of Bursa Malaysia.				
FACILITY/BOND CODE	FACILITY/BOND NAME	MATURITY DATE	O/S AMT (MYR Mil)	CPN RATE (%)	RATING
201900036	DYNAMIC GATES RM300.0 MILLION MTN PROGRAMME	19-Jul-2029	294		
UK190252	DGSB MTN 2555D 17.7.2026	17-Jul-2026	185	3.610	NR(LT)
UK190281	DGSB MTN 2521D 17.7.2026	17-Jul-2026	109	3.610	NR(LT)

<b>REGISTRATION CODE</b>	201801016903 (1278919D)				
<b>ISSUER NAME</b>	<b>Dynasty Harmony Sdn Berhad</b>				
<b>INDUSTRY</b>	PROPERTY AND REAL ESTATE				
<b>PROFILE</b>	Dynasty Harmony Sdn Berhad ("DHSB") was incorporated on 3 May 2018 as a wholly-owned funding vehicle of GFM Services Berhad ("GFM"). GFM is an investment holding company which was listed on the ACE Market of Bursa Malaysia on 9 January 2017, and is mainly involved in the provision of integrated facilities management and consultancy services to public and private sectors. On 27 November 2018, GFM acquired the entire stake in KP Mukah Development Sdn Berhad, the concessionaire for the development and maintenance of a campus for Universiti Teknologi MARA in Sarawak.				
FACILITY/BOND CODE	FACILITY/BOND NAME	MATURITY DATE	O/S AMT (MYR Mil)	CPN RATE (%)	RATING
201800063	DHSB RM300.0 MILLION SUKUK PROGRAMME	19-Dec-2036	165		
VN180371	DHSB IMTN Series 1 6.200% 21.12.2028	21-Dec-2028	15	6.200	AA3
VO180372	DHSB IMTN Series 2 6.250% 21.06.2029	21-Jun-2029	15	6.250	AA3
VO180373	DHSB IMTN Series 3 6.300% 21.12.2029	21-Dec-2029	20	6.300	AA3
VP180374	DHSB IMTN Series 4 6.350% 21.06.2030	21-Jun-2030	15	6.350	AA3
VP180375	DHSB IMTN Series 5 6.400% 20.12.2030	20-Dec-2030	15	6.400	AA3
VQ180376	DHSB IMTN Series 6 6.450% 20.06.2031	20-Jun-2031	20	6.450	AA3
VQ180377	DHSB IMTN Series 7 6.500% 19.12.2031	19-Dec-2031	15	6.500	AA3
VR180378	DHSB IMTN Series 8 6.550% 21.06.2032	21-Jun-2032	15	6.550	AA3
VR180379	DHSB IMTN Series 9 6.600% 21.12.2032	21-Dec-2032	15	6.600	AA3
VS180380	DHSB IMTN Series 10 6.650% 21.06.2033	21-Jun-2033	20	6.650	AA3

REGISTRATION CODE	201301037050 (1066879M)				
ISSUER NAME	<b>Eco Botanic Sdn Berhad</b>				
INDUSTRY	PROPERTY AND REAL ESTATE				
PROFILE	Formerly known as Trinity Lake Sdn Berhad, Eco Botanic Sdn Berhad ("Eco Botanic") is a property development company established in 2013. Eco Botanic is a wholly-owned subsidiary of Eco World Development Group Berhad, which is a public listed company in Malaysia involved mainly in property development.				
FACILITY/BOND CODE	FACILITY/BOND NAME	MATURITY DATE	O/S AMT (MYR Mil)	CPN RATE (%)	RATING
201800013	ECO BOTANIC RM250.0 MILLION MEDIUM TERM NOTES	21-Mar-2025	90		
UI180043	ECO BOTANIC MTN 1826D 23.3.2023 S2 (DANAJAMIN GTD)	23-Mar-2023	50	5.070	NR(LT)
UI180249	ECO BOTANIC MTN 1550D 23.3.2023 TRANCHE 2 SERIES 1	23-Mar-2023	20	6.570	NR(LT)
UK180248	ECO BOTANIC MTN 21.3.2025 T2 S1 (DANAJAMIN GTD)	21-Mar-2025	20	5.400	NR(LT)

REGISTRATION CODE	201601018863 (1189799V)				
ISSUER NAME	<b>Eco World Capital Assets Berhad</b>				
INDUSTRY	FINANCIAL SERVICES				
PROFILE	Eco World Capital Assets Berhad (formerly known as Inspirasi Innovasi Sdn Bhd) was incorporated in 2016 for the purpose of raising financing on behalf of its holding company, Eco World Development Group Berhad ("Eco World"). Eco World is a public listed company in Malaysia which is involved mainly in property development.				
FACILITY/BOND CODE	FACILITY/BOND NAME	MATURITY DATE	O/S AMT (MYR Mil)	CPN RATE (%)	RATING
201700048	ECO CAPITAL RM500.0M MTN PROGRAMME	13-Aug-2032	500		
UI170117	ECO CAPITAL MTN 6.50% 12.08.2022	12-Aug-2022	250	6.500	NR(LT)
UI190267	ECO CAPITAL MTN 6.10% 13.8.2024	13-Aug-2024	250	6.100	NR(LT)

REGISTRATION CODE	201401011942 (1088019D)				
ISSUER NAME	<b>Eco World Capital Services Berhad</b>				
INDUSTRY	FINANCIAL SERVICES				
PROFILE	Formerly known as EF Development Sdn Bhd, Eco World Capital Services Berhad ("EWCSB") was incorporated on 8 April 2014 and is a wholly-owned subsidiary of Eco World Development Group Berhad ("EcoWorld"). EWCSB was set up to raise funds for EcoWorld to refinance existing borrowings, general corporate purposes and working capital requirements. EcoWorld, which is a public listed investment holding company in Malaysia, is mainly involved in property development. Other than Malaysia, EcoWorld has also extended its footprint into United Kingdom and Australia through its subsidiary – Eco World International Berhad.				
FACILITY/BOND CODE	FACILITY/BOND NAME	MATURITY DATE	O/S AMT (MYR Mil)	CPN RATE (%)	RATING
202100011	EWCSB RM500.0 MILLION SUKUK WAKALAH PROGRAMME	22-Mar-2041	180		
VI210052	EWCSB IMTN 5.850% 24.03.2026 - Series 1 Tranche 1	24-Mar-2026	180	5.850	NR(LT)

REGISTRATION CODE	201301030020 (1059850A)				
ISSUER NAME	<b>Eco World International Berhad</b>				
INDUSTRY	PROPERTY AND REAL ESTATE				
PROFILE	Eco World International Berhad ("EWIB") is an investment holding company listed on the Main Market of Bursa Malaysia. EWIB was incorporated in 2013, and its subsidiaries are involved in property development, investment holding, provision of advisory and project monitoring services, as well as promoting and marketing services for international projects. EWIB's major shareholders include Eco World Development Group Berhad ("Eco World") which is listed on the Main Market of Bursa Malaysia, and GuocoLand Limited ("GuocoLand") which is listed on the Singapore Exchange. Eco World and GuocoLand are both investment holding companies involved mainly in property development.				
FACILITY/BOND CODE	FACILITY/BOND NAME	MATURITY DATE	O/S AMT (MYR Mil)	CPN RATE (%)	RATING
201800017	EWIB RM800.0 MILLION 20-YEARS SUKUK MURABAHAH	27-Apr-2038	450		
VI180155	EWIB IMTN 6.650% 27.04.2023	27-Apr-2023	180	6.650	NR(LT)
VH190096	EWIB IMTN 6.400% 24.05.2023	24-May-2023	270	6.400	NR(LT)

REGISTRATION CODE	200101031483 (567242A)				
ISSUER NAME	<b>Edaran SWM Sdn Berhad</b>				
INDUSTRY	TRADING & SERVICES				
PROFILE	Edaran SWM Sdn Bhd ("Edaran") is a wholly-owned subsidiary of SWM Environment Holdings Sdn Bhd ("SWME Holdings") and was set up to assume the role of the main sub-contractor for its sister company, SWM Environment Sdn Bhd, the concessionaire for solid-waste collection services and public-cleansing management services in Johor, Negeri Sembilan and Melaka. The 22-year Concession Agreement, which was signed on 01 September 2011, expires on 31 August 2033.				
FACILITY/BOND CODE	FACILITY/BOND NAME	MATURITY DATE	O/S AMT (MYR Mil)	CPN RATE (%)	RATING
201200071	EDARAN SWM RM1.0B SUKUK MURABAHAH PROGRAMME	05-Oct-2032	378		
VJ160305	EDARAN SWM IMTN ECOF+1.5% 5.4.2022 - Series 1 T10	05-Apr-2022	38	4.090	Withdrawn
VJ160306	EDARAN SWM IMTN ECOF+1.5% 5.10.2022 - Series 1 T11	05-Oct-2022	38	4.090	Withdrawn
VK160307	EDARAN SWM IMTN ECOF+1.5% 5.4.2023 - Series 1 T12	05-Apr-2023	19	4.090	Withdrawn
VM160309	EDARAN SWM IMTN 6.00% 4.4.2025 - Series 2 T14	04-Apr-2025	38	6.000	Withdrawn
VM160310	EDARAN SWM IMTN 6.00% 3.10.2025 - Series 2 T15	03-Oct-2025	38	6.000	Withdrawn
VN160311	EDARAN SWM IMTN 6.00% 3.4.2026 - Series 2 T16	03-Apr-2026	38	6.000	Withdrawn
VN160312	EDARAN SWM IMTN 6.00% 5.10.2026 - Series 2 T17	05-Oct-2026	38	6.000	Withdrawn
VO160313	EDARAN SWM IMTN 6.00% 5.4.2027 - Series 2 T18	05-Apr-2027	38	6.000	Withdrawn
VO160314	EDARAN SWM IMTN 6.00% 5.10.2027 - Series 2 T19	05-Oct-2027	38	6.000	Withdrawn
VN180364	EDARAN SWM IMTN 6.000% 05.04.2028 - Series 3 T22	05-Apr-2028	2	6.000	Withdrawn
VP160315	EDARAN SWM IMTN 6.00% 5.4.2028 - Series 2 T20	05-Apr-2028	35	6.000	Withdrawn
VN180365	EDARAN SWM IMTN 6.000% 05.10.2028 - Series 3 T23	05-Oct-2028	22	6.000	Withdrawn



REGISTRATION CODE	201401045646 (1121830D)				
ISSUER NAME	<b>Edra Energy Sdn Berhad</b>				
INDUSTRY	INFRASTRUCTURES AND UTILITIES				
PROFILE	Edra Energy Sdn Bhd ("EESB") was incorporated on 8 December 2014. EESB is an independent power producer that has signed a 21-year Power Purchase Agreement with Tenaga Nasional Berhad. It was incorporated to design, construct, own, operate and maintain the largest gas power plant in Malaysia, with a capacity of 2,242 MW combined-cycle, gas-turbine power plant in Alor Gajah, Melaka. EESB is wholly owned by Edra Power Holdings Sdn Bhd, which is in turn 63%-owned by China General Nuclear Power Corporation Ltd and 37%-owned by China Southern Power Grid. Both these two entities are, in turn, wholly owned by China's State-Owned Assets Supervision & Administration Commission of the State Council and Guangdong Hengjian Investment Holding Co Ltd.				
FACILITY/BOND CODE	FACILITY/BOND NAME	MATURITY DATE	O/S AMT (MYR Mil)	CPN RATE (%)	RATING
201800001	EDRA ENERGY RM5.085B SUKUK WAKALAH	05-Jan-2038	4,965		
VH180002	EDRA ENERGY IMTN 5.610% 05.01.2022 - Tranche No 1	05-Jan-2022	120	5.610	AA3
VI180003	EDRA ENERGY IMTN 5.640% 05.07.2022 - Tranche No 2	05-Jul-2022	95	5.640	AA3
VI180004	EDRA ENERGY IMTN 5.670% 05.01.2023 - Tranche No 3	05-Jan-2023	70	5.670	AA3
VJ180005	EDRA ENERGY IMTN 5.700% 05.07.2023 - Tranche No 4	05-Jul-2023	110	5.700	AA3
VJ180006	EDRA ENERGY IMTN 5.730% 05.01.2024 - Tranche No 5	05-Jan-2024	70	5.730	AA3
VK180007	EDRA ENERGY IMTN 5.760% 05.07.2024 - Tranche No 6	05-Jul-2024	120	5.760	AA3
VK180008	EDRA ENERGY IMTN 5.790% 03.01.2025 - Tranche No 7	03-Jan-2025	115	5.790	AA3
VL180009	EDRA ENERGY IMTN 5.820% 04.07.2025 - Tranche No 8	04-Jul-2025	195	5.820	AA3
VL180010	EDRA ENERGY IMTN 5.850% 05.01.2026 - Tranche No 9	05-Jan-2026	165	5.850	AA3
VM180011	EDRA ENERGY IMTN 5.880% 03.07.2026 - Tranche No 10	03-Jul-2026	200	5.880	AA3
VM180012	EDRA ENERGY IMTN 5.910% 05.01.2027 - Tranche No 11	05-Jan-2027	155	5.910	AA3
VN180013	EDRA ENERGY IMTN 5.940% 05.07.2027 - Tranche No 12	05-Jul-2027	190	5.940	AA3
VN180014	EDRA ENERGY IMTN 5.970% 05.01.2028 - Tranche No 13	05-Jan-2028	150	5.970	AA3
VO180015	EDRA ENERGY IMTN 6.000% 05.07.2028 - Tranche No 14	05-Jul-2028	160	6.000	AA3
VO180016	EDRA ENERGY IMTN 6.030% 05.01.2029 - Tranche No 15	05-Jan-2029	120	6.030	AA3
VP180017	EDRA ENERGY IMTN 6.060% 05.07.2029 - Tranche No 16	05-Jul-2029	175	6.060	AA3
VP180018	EDRA ENERGY IMTN 6.090% 04.01.2030 - Tranche No 17	04-Jan-2030	150	6.090	AA3
VQ180019	EDRA ENERGY IMTN 6.120% 05.07.2030 - Tranche No 18	05-Jul-2030	205	6.120	AA3
VQ180020	EDRA ENERGY IMTN 6.150% 03.01.2031 - Tranche No 19	03-Jan-2031	150	6.150	AA3

FACILITY/BOND CODE	FACILITY/BOND NAME	MATURITY DATE	O/S AMT (MYR Mil)	CPN RATE (%)	RATING
VR180021	EDRA ENERGY IMTN 6.190% 04.07.2031 - Tranche No 20	04-Jul-2031	210	6.190	AA3
VR180022	EDRA ENERGY IMTN 6.230% 05.01.2032 - Tranche No 21	05-Jan-2032	165	6.230	AA3
VS180023	EDRA ENERGY IMTN 6.270% 05.07.2032 - Tranche No 22	05-Jul-2032	215	6.270	AA3
VS180024	EDRA ENERGY IMTN 6.310% 05.01.2033 - Tranche No 23	05-Jan-2033	175	6.310	AA3
VT180025	EDRA ENERGY IMTN 6.350% 05.07.2033 - Tranche No 24	05-Jul-2033	215	6.350	AA3
VT180026	EDRA ENERGY IMTN 6.390% 05.01.2034 - Tranche No 25	05-Jan-2034	175	6.390	AA3
VU180027	EDRA ENERGY IMTN 6.430% 05.07.2034 - Tranche No 26	05-Jul-2034	235	6.430	AA3
VU180028	EDRA ENERGY IMTN 6.470% 05.01.2035 - Tranche No 27	05-Jan-2035	185	6.470	AA3
VV180029	EDRA ENERGY IMTN 6.510% 05.07.2035 - Tranche No 28	05-Jul-2035	180	6.510	AA3
VV180030	EDRA ENERGY IMTN 6.550% 04.01.2036 - Tranche No 29	04-Jan-2036	90	6.550	AA3
VW180031	EDRA ENERGY IMTN 6.590% 04.07.2036 - Tranche No 30	04-Jul-2036	135	6.590	AA3
VW180032	EDRA ENERGY IMTN 6.630% 05.01.2037 - Tranche No 31	05-Jan-2037	90	6.630	AA3
VX180033	EDRA ENERGY IMTN 6.670% 03.07.2037 - Tranche No 32	03-Jul-2037	160	6.670	AA3
VX180034	EDRA ENERGY IMTN 6.710% 05.01.2038 - Tranche No 33	05-Jan-2038	140	6.710	AA3



REGISTRATION CODE	201301028165 (1057995U)				
ISSUER NAME	<b>Edra Solar Sdn Berhad</b>				
INDUSTRY	INFRASTRUCTURES AND UTILITIES				
PROFILE	Edra Solar Sdn Berhad ("ESSB") was incorporated on 13 August 2013 as an independent power producer. ESSB is contracted to design, construct, own, operate and maintain a 50 MWac solar photovoltaic plant in Kuala Ketil, Kedah. ESSB is a subsidiary of Edra Power Holdings Sdn Berhad, an investment holding company in the power segment which has a portfolio of operating power and desalination plants in Malaysia as well as overseas.				
FACILITY/BOND CODE	FACILITY/BOND NAME	MATURITY DATE	O/S AMT (MYR Mil)	CPN RATE (%)	RATING
201900060	Islamic MTNs issuance of RM245m based on Shariah principle of Murabahah (via Tawarruq arrangement) ("ASEAN Sustainability SRI Sukuk")	09-Oct-2037	235		
VG190221	ESSB IMTN 4.100% 11.10.2022	11-Oct-2022	20	4.100	AA2
VI190220	ESSB IMTN 4.250% 11.10.2024	11-Oct-2024	30	4.250	AA2
VK190219	ESSB IMTN 4.400% 09.10.2026	09-Oct-2026	30	4.400	AA2
VN190218	ESSB IMTN 4.500% 11.10.2029	11-Oct-2029	35	4.500	AA2
VP190217	ESSB IMTN 4.650% 10.10.2031	10-Oct-2031	35	4.650	AA2
VS190216	ESSB IMTN 4.850% 11.10.2034	11-Oct-2034	35	4.850	AA2
VV190215	ESSB IMTN 5.050% 09.10.2037	09-Oct-2037	50	5.050	AA2

REGISTRATION CODE	200701036882 (794911W)				
ISSUER NAME	<b>EKVE Sdn Berhad</b>				
INDUSTRY	INFRASTRUCTURES AND UTILITIES				
PROFILE	On 13 February 2013, EKVE Sdn Berhad was awarded the right to undertake the design, construction, operation, management and maintenance of the East Klang Valley Expressway ("EKVE"), under a 50-year concession agreement with the Government of Malaysia. EKVE is a 36.16-km closed-toll expressway which commences from Sungai Long in Kajang to Ukay Perdana in Ampang. The company is wholly-owned by Ahmad Zaki Resources Berhad ("AZRB"), a diversified company listed on Bursa Malaysia. The construction of the expressway is undertaken by Ahmad Zaki Sdn Bhd, a subsidiary of AZRB.				
FACILITY/BOND CODE	FACILITY/BOND NAME	MATURITY DATE	O/S AMT (MYR Mil)	CPN RATE (%)	RATING
201600005	EKVE 22YRS RM1.0B SUKUK MURABAHAH	29-Jan-2038	1,000		
VN160015	EKVE IMTN 5.250% 29.01.2026	29-Jan-2026	50	5.250	AAA (BG)
VO160014	EKVE IMTN 5.350% 29.01.2027	29-Jan-2027	50	5.350	AAA (BG)
VP160013	EKVE IMTN 5.450% 28.01.2028	28-Jan-2028	50	5.450	AAA (BG)
VQ160012	EKVE IMTN 5.550% 29.01.2029	29-Jan-2029	75	5.550	AAA (BG)
VR160011	EKVE IMTN 5.650% 29.01.2030	29-Jan-2030	75	5.650	AAA (BG)
VS160010	EKVE IMTN 5.750% 29.01.2031	29-Jan-2031	100	5.750	AAA (BG)
VT160009	EKVE IMTN 5.850% 29.01.2032	29-Jan-2032	100	5.850	AAA (BG)
VU160008	EKVE IMTN 5.950% 28.01.2033	28-Jan-2033	150	5.950	AAA (BG)
VV160007	EKVE IMTN 6.050% 27.01.2034	27-Jan-2034	150	6.050	AAA (BG)
VW160006	EKVE IMTN 6.150% 29.01.2035	29-Jan-2035	100	6.150	AAA (BG)
VX160005	EKVE IMTN 6.250% 29.01.2036	29-Jan-2036	100	6.250	AAA (BG)

REGISTRATION CODE	199501004439 (333634D)				
ISSUER NAME	<b>Encorp Systembilt Sdn Berhad</b>				
INDUSTRY	CONSTRUCTION AND ENGINEERING				
PROFILE	Encorp Systembilt Sdn Bhd ("Encorp Systembilt") is wholly owned by Encorp Berhad, a listed entity on the Main Market of Bursa Malaysia, via Encorp Construction & Infrastructure Sdn Bhd. Encorp Systembilt is the concessionaire for the construction of 10,000 units of teachers' quarters in Malaysia, based on the "build, transfer and finance" concept. All units were completed in December 2003 and handed over to the Government of Malaysia ("GoM") in 2004, in accordance with the Privatisation Agreement signed between Encorp Systembilt and the GoM on 9 February 1998.				
FACILITY/BOND CODE	FACILITY/BOND NAME	MATURITY DATE	O/S AMT (MYR Mil)	CPN RATE (%)	RATING
201200022	ESSB RM1.575 BILLION SUKUK MURABAHAH	18-May-2028	740		
PN120029	ENCORP 4.900% 18.05.2022	18-May-2022	50	4.900	AA1
PO120028	ENCORP 4.950% 18.11.2022	18-Nov-2022	50	4.950	AA1
PO120027	ENCORP 5.000% 18.05.2023	18-May-2023	50	5.000	AA1
PP120026	ENCORP 5.050% 17.11.2023	17-Nov-2023	50	5.050	AA1
PP120025	ENCORP 5.100% 17.05.2024	17-May-2024	55	5.100	AA1
PQ120024	ENCORP 5.150% 18.11.2024	18-Nov-2024	55	5.150	AA1
PQ120023	ENCORP 5.200% 16.05.2025	16-May-2025	60	5.200	AA1
PR120022	ENCORP 5.250% 18.11.2025	18-Nov-2025	55	5.250	AA1
PR120021	ENCORP 5.300% 18.05.2026	18-May-2026	60	5.300	AA1
PS120020	ENCORP 5.350% 18.11.2026	18-Nov-2026	60	5.350	AA1
PS120019	ENCORP 5.400% 18.05.2027	18-May-2027	60	5.400	AA1
PT120018	ENCORP 5.450% 18.11.2027	18-Nov-2027	60	5.450	AA1
PT120017	ENCORP 5.520% 18.05.2028	18-May-2028	75	5.520	AA1

REGISTRATION CODE	201401015118 (1091205X)				
ISSUER NAME	<b>Eternal Icon Sdn Berhad</b>				
INDUSTRY	DIVERSIFIED HOLDINGS				
PROFILE	Eternal Icon Sdn Berhad ("Eternal Icon") is a special purpose vehicle incorporated to facilitate a securitisation exercise involving the Plaza 33 integrated office tower. Plaza 33 consists of two office towers of 16- and 25-storey blocks and is located at the intersection of Jalan Kemajuan and Jalan Semangat, Petaling Jaya.				
FACILITY/BOND CODE	FACILITY/BOND NAME	MATURITY DATE	O/S AMT (MYR Mil)	CPN RATE (%)	RATING
201500010	ETERNAL ICON RM87.0M SENIOR CLASS MTNs	29-Mar-2030	86		
UO150029	ETERNAL ICON SENIOR CLASS MTN 4018D 31.3.2026 (S1)	31-Mar-2026	15	4.900	AAA
UP150030	ETERNAL ICON SENIOR CLASS MTN 4383D 31.3.2027 (S2)	31-Mar-2027	15	5.000	AAA
UQ150031	ETERNAL ICON SENIOR CLASS MTN 4749D 31.3.2028 (S3)	31-Mar-2028	56	5.100	AAA
201500011	ETERNAL ICON RM313.0M SUBORDINATED CLASS MTNs	29-Mar-2030	254		
UO200030	ETERNAL ICON SUB CLASS MTN 3711D 29.3.2030 (S3)	29-Mar-2030	18	15.000	NR(LT)
UP180093	ETERNAL ICON SUB CLASS MTN 4259D 29.3.2030 (S2)	29-Mar-2030	16	15.000	NR(LT)
US150032	ETERNAL ICON SUB CLASS MTN 5477D 29.3.2030 (S1)	29-Mar-2030	220	15.000	NR(LT)

REGISTRATION CODE	201101016827 (944963M)				
ISSUER NAME	<b>Evyap Sabun Malaysia Sdn Berhad</b>				
INDUSTRY	INDUSTRIAL PRODUCTS				
PROFILE	Evyap Sabun Malaysia Sdn Berhad ("ESMSB") was incorporated in Malaysia on 18 May 2011. ESMSB is the Malaysian subsidiary of Turkey-based Evyap Group. The principal activities of ESMSB are manufacturing and sale of all kinds of soaps, oleochemical and personal care products.				
FACILITY/BOND CODE	FACILITY/BOND NAME	MATURITY DATE	O/S AMT (MYR Mil)	CPN RATE (%)	RATING
202000064	EVYAP SABUN RM500.0 MILLION SUKUK WAKALAH PROGRAMME	28-Dec-2035	300		
VI200372	ESMSB IMTN 4.050% 30.12.2025	30-Dec-2025	100	4.050	AA- IS
VI210435	ESMSB IMTN 4.900% 20.11.2026	20-Nov-2026	200	4.900	AA- IS

REGISTRATION CODE	201601000788 (1171714M)				
ISSUER NAME	<b>Exsim Capital Resources Berhad</b>				
INDUSTRY	CONSTRUCTION AND ENGINEERING				
PROFILE	Exsim Capital Resources Berhad ("Exsim Capital") is a special-purpose vehicle incorporated by Exsim Development Sdn Berhad ("Exsim Development") on 8 January 2016 with the purpose to raise funds and to acquire the beneficial interest in certain real estate development projects undertaken by Exsim Development and the group.				
FACILITY/BOND CODE	FACILITY/BOND NAME	MATURITY DATE	O/S AMT (MYR Mil)	CPN RATE (%)	RATING
201900006	Islamic medium term notes (Sukuk Musharakah) programme of up to RM2.0 billion (Sukuk Musharakah Programme)	30-Jan-2029	323		
VH210268	EXSIM IMTN 4.500% 09.07.2025	09-Jul-2025	323	4.500	AA3
201900012	Unrated Islamic commercial papers (Sukuk Murabahah) programme of up to RM1.0 billion (Sukuk Murabahah Programme)	06-Mar-2026	40		
SD210144	EXSIM ICP 182D 18.02.2022	18-Feb-2022	24	0.000	NR(ST)
SD210163	EXSIM ICP 181D 24.03.2022	24-Mar-2022	16	0.000	NR(ST)

REGISTRATION CODE	200701042133 (800165P)				
ISSUER NAME	<b>Felda Global Ventures Holdings Berhad</b>				
INDUSTRY	PLANTATION AND AGRICULTURE				
PROFILE	Felda Global Ventures Holdings Berhad ("FGV") was incorporated on 19 December 2007, a listed company on the Main Market of Bursa Malaysia since 2012. FGV is an investment holding company with subsidiaries that are principally engaged in three core business sectors which include plantation, refined sugar production and logistics & support business.				
FACILITY/BOND CODE	FACILITY/BOND NAME	MATURITY DATE	O/S AMT (MYR Mil)	CPN RATE (%)	RATING
202100068	FGV UNRATED SUKUK MURABAHAH PROGRAMME OF UP TO RM500.0 MILLION	31-Dec-2029	500		
VE210481	FGV IMTN Tranche 1 4.470% 03.01.2023	03-Jan-2023	50	4.470	NR(LT)
VF210482	FGV IMTN Tranche 2 4.780% 29.12.2023	29-Dec-2023	50	4.780	NR(LT)
VG210483	FGV IMTN Tranche 3 4.980% 31.12.2024	31-Dec-2024	50	4.980	NR(LT)
VH210484	FGV IMTN Tranche 4 5.080% 31.12.2025	31-Dec-2025	50	5.080	NR(LT)
VI210485	FGV IMTN Tranche 5 5.240% 31.12.2026	31-Dec-2026	75	5.240	NR(LT)
VJ210486	FGV IMTN Tranche 6 5.380% 31.12.2027	31-Dec-2027	75	5.380	NR(LT)
VK210487	FGV IMTN Tranche 7 5.540% 29.12.2028	29-Dec-2028	75	5.540	NR(LT)
VL210488	FGV IMTN Tranche 8 5.630% 31.12.2029	31-Dec-2029	75	5.630	NR(LT)

REGISTRATION CODE	201201013099 (986616H)				
ISSUER NAME	<b>Fenghuang Development Sdn Berhad</b>				
INDUSTRY	PROPERTY AND REAL ESTATE				
PROFILE	Fenghuang Development Sdn Berhad ("Fenghuang Development") was incorporated on 13 April 2012 as a property development company. It is a wholly-owned subsidiary of Hotel Equatorial (M) Sdn Bhd. Fenghuang Development has appointed IJM Construction Sdn Berhad, a wholly-owned subsidiary of IJM Corp Berhad to jointly undertake the construction of a 52-storey block mixed commercial development known as Equatorial Plaza (formerly known as Hotel Equatorial) along Jalan Sultan Ismail.				
FACILITY/BOND CODE	FACILITY/BOND NAME	MATURITY DATE	O/S AMT (MYR Mil)	CPN RATE (%)	RATING
201600064	FENGHUANG 15YRS RM550.0M MTN	05-Jan-2032	58		
UH190349	FENGHUANG MTN 1380D 15.8.2023	15-Aug-2023	5	5.510	NR(LT)
UH190302	FENGHUANG MTN 1411D 15.8.2023	15-Aug-2023	5	5.510	NR(LT)
UG210242	FENGHUANG MTN 757D 15.8.2023	15-Aug-2023	7	5.510	NR(LT)
UG210051	FENGHUANG MTN 904D 15.8.2023	15-Aug-2023	5	5.510	NR(LT)
UG210003	FENGHUANG MTN 935D 15.8.2023	15-Aug-2023	3	5.510	NR(LT)
UF210284	FENGHUANG MTN 722D 15.8.2023	15-Aug-2023	4	5.510	NR(LT)
UG200290	FENGHUANG MTN 974D 15.8.2023	15-Aug-2023	6	5.510	NR(LT)
UI190265	FENGHUANG MTN 1471D 15.8.2023	15-Aug-2023	5	5.510	NR(LT)
UI180184	FENGHUANG MTN 1792D 15.8.2023	15-Aug-2023	19	5.510	NR(LT)
UI180158	FENGHUANG MTN 1826D 15.8.2023	15-Aug-2023	0	5.510	NR(LT)

REGISTRATION CODE	9930260				
ISSUER NAME	<b>First Abu Dhabi Bank PJSC</b>				
INDUSTRY	FINANCIAL SERVICES				
PROFILE	First Abu Dhabi Bank PJSC ("First Abu Dhabi") was formed following the official completion of the long-awaited merger between First Gulf Bank ("FGB") and the National Bank of Abu Dhabi PJSC ("NBAD PJSC") on 01 April 2017. NBAD PJSC, established in 1968 by the Government of Abu Dhabi ("GoAD") as the principal banker to the United Arab Emirates ("UAE"), enjoyed a substantial amount of government-related businesses and public-sector deposits, and also led in the UAE in the wholesale banking and capital markets advisory with strong international connectivity. Meanwhile, FGB was a market-leading consumer banking entity, with one of the strongest credit card offerings in the UAE and a longstanding National Housing Loan programme run for the GoAD. The merged entity, First Abu Dhabi, began trading on the Abu Dhabi Securities Exchange under the ticker symbol NBAD on 02 April 2017. Following the merger, First Abu Dhabi is the largest bank in the UAE and one of the largest in the Middle East and North Africa.				
FACILITY/BOND CODE	FACILITY/BOND NAME	MATURITY DATE	O/S AMT (MYR Mil)	CPN RATE (%)	RATING
201000025_1	NBAD RM3.0BILLION SUKUK / MTN	28-Jun-2030	500		
PS120079	NBAD 4.75% 09.12.2027	09-Dec-2027	500	4.750	AA1

REGISTRATION CODE	201701022996 (1237162M)				
ISSUER NAME	<b>Fortune Premiere Sdn Berhad</b>				
INDUSTRY	PROPERTY AND REAL ESTATE				
PROFILE	Wholly owned by IOI Properties Group Berhad ("IOI Properties"), Fortune Premiere Sdn Berhad is a special funding vehicle, which was incorporated to raise funding for general purposes. IOI Properties was the property arm of IOI Corporation Berhad, one of the largest plantation and resource-based manufacturing companies listed on the Main Market of Bursa Malaysia.				
FACILITY/BOND CODE	FACILITY/BOND NAME	MATURITY DATE	O/S AMT (MYR Mil)	CPN RATE (%)	RATING
201700092	FPSB MULTI-CURRENCY SUKUK MURABAHAH PROGRAMME	21-Dec-2032	2,240		
VI170403	FPSB IMTN 4.650% 21.12.2022	21-Dec-2022	100	4.650	AA IS
VI180086	FPSB IMTN 4.800% 13.03.2023	13-Mar-2023	250	4.800	AA IS
VI180258	FPSB IMTN 4.850% 07.09.2023	07-Sep-2023	300	4.850	AA IS
VI180312	FPSB IMTN 4.850% 02.11.2023	02-Nov-2023	230	4.850	AA IS
VI190290	FPSB IMTN 3.900% 17.12.2024	17-Dec-2024	160	3.900	AA IS
VK180257	FPSB IMTN 5.050% 05.09.2025	05-Sep-2025	900	5.050	AA IS
VK180311	FPSB IMTN 5.050% 31.10.2025	31-Oct-2025	100	5.050	AA IS
VK190173	FPSB IMTN 3.985% 11.09.2026	11-Sep-2026	200	3.985	AA IS

<b>REGISTRATION CODE</b>	197601003632 (029579T)				
<b>ISSUER NAME</b>	<b>Gamuda Berhad</b>				
<b>INDUSTRY</b>	CONSTRUCTION AND ENGINEERING				
<b>PROFILE</b>	Incorporated on 6 October 1976, Gamuda Berhad ("Gamuda") is an investment holding and civil engineering construction company listed on the Main Board of Bursa Malaysia with operations in Asia and the Middle East regions. Gamuda's subsidiaries are principally involved in civil engineering and construction, infrastructure concessions as well as property and township development. Its scope of engineering expertise covers highways and expressways, bridges, tunnels, dams and hydropower generation, hydraulic engineering and water treatment, railways and mass-rapid transit systems, marine works and ports, and buildings, delivered through general contracting, design and build, turnkey, as well as the Build, Operate, Transfer approach.				
<b>FACILITY/BOND CODE</b>	<b>FACILITY/BOND NAME</b>	<b>MATURITY DATE</b>	<b>O/S AMT (MYR Mil)</b>	<b>CPN RATE (%)</b>	<b>RATING</b>
201500001	GAMUDA RM5.0 BILLION 7 YEARS ICP & 30 YEARS IMTN PROGRAMMES	10-Feb-2045	2,150		
SB210196	GAMUDA ICP 61D 26.01.2022	26-Jan-2022	200	0.000	P1
SC210187	GAMUDA ICP 92D 11.02.2022	11-Feb-2022	200	0.000	P1
VI170382	GAMUDA IMTN 4.825% 23.11.2022	23-Nov-2022	500	4.825	AA3
VI180087	GAMUDA IMTN 4.785% 16.03.2023	16-Mar-2023	400	4.785	AA3
VI180334	GAMUDA IMTN 4.790% 27.11.2023	27-Nov-2023	100	4.790	AA3
VK190235	GAMUDA IMTN 4.117% 18.11.2026	18-Nov-2026	200	4.117	AA3
VN190236	GAMUDA IMTN 4.263% 16.11.2029	16-Nov-2029	300	4.263	AA3
VN200096	GAMUDA IMTN 4.100% 28.06.2030	28-Jun-2030	250	4.100	AA3

<b>REGISTRATION CODE</b>	199401024746 (310424M)				
<b>ISSUER NAME</b>	<b>Gamuda Land (T12) Sdn Berhad</b>				
<b>INDUSTRY</b>	CONSTRUCTION AND ENGINEERING				
<b>PROFILE</b>	Gamuda Land (T12) Sdn Berhad ("GLT12") was incorporated on 03 August 1994 as a wholly-owned subsidiary of Gamuda Berhad ("Gamuda"), a listed company on the Main Market of Bursa Malaysia since 1992. GLT12 is the property development company for Gamuda Cove, one of Gamuda's township projects that is located in Dengkil, Selangor. Gamuda is an investment holding company with subsidiaries that are principally engaged in the civil engineering construction, infrastructure and property development businesses locally and overseas such as Vietnam, Singapore and Australia .				
<b>FACILITY/BOND CODE</b>	<b>FACILITY/BOND NAME</b>	<b>MATURITY DATE</b>	<b>O/S AMT (MYR Mil)</b>	<b>CPN RATE (%)</b>	<b>RATING</b>
202000025	GLT12 RM2.0 BILLION IMTN PROGRAMME	12-Aug-2050	1,000		
VI200168	GLT12 IMTN 3.550% 12.08.2025	12-Aug-2025	150	3.550	AA3 (S)
VK200167	GLT12 IMTN 3.750% 12.08.2027	12-Aug-2027	200	3.750	AA3 (S)
VJ210368	GLT12 IMTN 4.200% 11.10.2027 (Sr2-Tr1)	11-Oct-2027	150	4.200	AA3 (S)
VK210367	GLT12 IMTN 4.400% 11.10.2028 (Sr2-Tr2)	11-Oct-2028	250	4.400	AA3 (S)
VN200166	GLT12 IMTN 3.900% 12.08.2030	12-Aug-2030	250	3.900	AA3 (S)
202000037	GLT12 RM500.0 MILLION ICP PROGRAMME	30-Sep-2027	200		
SC210176	GLT12 ICP 92D 07.01.2022 (Series 7)	07-Jan-2022	100	0.000	P1 (S)
SC210204	GLT12 ICP 90D 09.03.2022	09-Mar-2022	100	0.000	P1 (S)

REGISTRATION CODE	199701006773 (422269T)				
ISSUER NAME	<b>Gas District Cooling (Putrajaya) Sdn Berhad</b>				
INDUSTRY	INFRASTRUCTURES AND UTILITIES				
PROFILE	Established in 1997, Gas District Cooling (Putrajaya) Sdn Bhd ("GDC Putrajaya") is a wholly-owned subsidiary of Putrajaya Holdings Sdn Bhd ("PJH"), which in turn, is a member of the Petroliaam Nasional Berhad group of companies. GDC Putrajaya operates and maintains five main district cooling plants which provide chilled water for air-conditioning via a district cooling system to all government premises in Putrajaya under a 22-year concession signed with Government of Malaysia as well as commercial buildings owned by PJH under separate agreements.				
FACILITY/BOND CODE	FACILITY/BOND NAME	MATURITY DATE	O/S AMT (MYR Mil)	CPN RATE (%)	RATING
200200082	GDC PUTRA RM300.0M ABBA BONDS	02-Dec-2022	50		
DZ021250	GDC PUTRA 0.00000% 02.12.2022	02-Dec-2022	50	7.250	AAA IS

REGISTRATION CODE	201701042571 (1256744A)				
ISSUER NAME	<b>Gas Malaysia Distribution Sdn Berhad</b>				
INDUSTRY	INDUSTRIAL PRODUCTS				
PROFILE	Gas Malaysia Distribution Sdn Berhad ("GMD") was incorporated on 21 November 2017 and is a wholly-owned subsidiary of Gas Malaysia Berhad ("GMB"). The principal activities of GMD consist of developing, operating and maintaining the distribution pipeline and delivery of gas through the distribution pipeline. The parent company GMB is listed on the Main Market of Bursa Malaysia.				
FACILITY/BOND CODE	FACILITY/BOND NAME	MATURITY DATE	O/S AMT (MYR Mil)	CPN RATE (%)	RATING
202000022	GMD RM1.0 BILLION IMTN PROGRAMME	06-Aug-2035	111		
VG200157	GMD IMTN 3.520% 13.12.2022	13-Dec-2022	100	3.520	AAA IS
VH200158	GMD IMTN 4.560% 12.12.2023	12-Dec-2023	11	4.560	AAA IS
202000023	GMD RM1.0 BILLION ICP PROGRAMME	06-Aug-2027	220		
SB210202	GMD ICP 34D 04.01.2022	04-Jan-2022	220	0.000	MARC-1 IS

REGISTRATION CODE	201401026201 (1102291D)				
ISSUER NAME	<b>GENM Capital Berhad</b>				
INDUSTRY	TRADING & SERVICES				
PROFILE	GENM Capital Berhad is the funding conduit for Genting Malaysia Berhad ("GMB"). The principal activities of GMB include leisure and hospitality services, which comprise gaming, hotel, entertainment and amusement. GMB was incorporated on 7 May 1980 and was subsequently listed on the Main Market of Bursa Malaysia (then known as the Main Board of the Kuala Lumpur Stock Exchange) on 22 December 1989. GMB is 49.3%-owned by Genting Berhad, which has interests in the oil-palm plantation, power generation and property development sectors through its other subsidiaries.				
FACILITY/BOND CODE	FACILITY/BOND NAME	MATURITY DATE	O/S AMT (MYR Mil)	CPN RATE (%)	RATING
201500036	GENM 20 YRS 5.0 BILLION MTN	24-Aug-2035	2,650		
UN150064	GENM CAPITAL MTN 3651D 22.8.2025	22-Aug-2025	1,300	4.900	AA1 (S)
UN170048	GENM CAPITAL MTN 3652D 31.3.2027	31-Mar-2027	1,100	4.980	AA1 (S)
US170049	GENM CAPITAL MTN 5479D 31.3.2032	31-Mar-2032	250	5.200	AA1 (S)
201800035	GENM Capital 20 YRS 3.0 BILLION MTN	09-Jul-2038	2,600		
UI180083	GENM CAPITAL MTN 1826D 11.7.2023	11-Jul-2023	1,400	4.980	AA1 (S)
UN180084	GENM CAPITAL MTN 3653D 11.7.2028	11-Jul-2028	750	5.300	AA1 (S)
US180085	GENM CAPITAL MTN 5479D 11.7.2033	11-Jul-2033	450	5.580	AA1 (S)



REGISTRATION CODE	201201014074 (987591X)				
ISSUER NAME	<b>Genting Capital Berhad</b>				
INDUSTRY	TRADING & SERVICES				
PROFILE	Genting Capital Berhad is wholly owned by Genting Berhad and has been specially incorporated for financing purposes. Since it was incorporated on 27 April 1965 and awarded Malaysia's sole casino licence in 1971, Genting Berhad's leisure and hospitality division has expanded from Malaysia to Singapore, Hong Kong, United Kingdom as well as the United States. Genting Berhad's subsidiaries are also involved in non-leisure and hospitality business activities such as power generation, oil-palm plantation and property development.				
FACILITY/BOND CODE	FACILITY/BOND NAME	MATURITY DATE	O/S AMT (MYR Mil)	CPN RATE (%)	RATING
201200026	GENTING CAPITAL RM2.0 BILLION MTN PROGRAMME	08-Jun-2032	2,000		
UN120030	GENTING CAP MTN 4.42% 08.6.2022 - Issue No. 1	08-Jun-2022	500	4.420	AA1 (S)
US120031	GENTING CAP MTN 4.86% 08.6.2027 - Issue No. 2	08-Jun-2027	1,500	4.860	AA1 (S)

REGISTRATION CODE	201901022738 (1332067K)				
ISSUER NAME	<b>Genting RMTN Berhad</b>				
INDUSTRY	TRADING & SERVICES				
PROFILE	Genting RMTN Berhad is wholly owned by Genting Berhad and has been specially incorporated for financing purposes. Since it was incorporated on 27 April 1965 and awarded Malaysia's sole casino licence in 1971, Genting Berhad's leisure and hospitality division has expanded from Malaysia to Singapore, Hong Kong, United Kingdom as well as the United States. Genting Berhad's subsidiaries are also involved in non-leisure and hospitality business activities such as power generation, oil-palm plantation and property development.				
FACILITY/BOND CODE	FACILITY/BOND NAME	MATURITY DATE	O/S AMT (MYR Mil)	CPN RATE (%)	RATING
201900062	GENTING RMTN RM10.0B MTN PROGRAMME	08-Nov-2119	1,000		
UN190345	GENTING RMTN MTN 3653D 08.11.2029 - Tranche 1	08-Nov-2029	460	4.180	AA1 (S)
US190346	GENTING RMTN MTN 5479D 08.11.2034 - Tranche 2	08-Nov-2034	540	4.380	AA1 (S)

REGISTRATION CODE	195101000005 (001945X)				
ISSUER NAME	<b>George Kent (Malaysia) Berhad</b>				
INDUSTRY	CONSTRUCTION AND ENGINEERING				
PROFILE	George Kent (Malaysia) Berhad ("G Kent") was incorporated on 02 January 1951 and was listed on the Main Market of Bursa Malaysia in 1974. G Kent's principal activities include manufacturing and supplying water metering products, and engaging in construction activities for water infrastructure, rail transportation and hospitals.				
FACILITY/BOND CODE	FACILITY/BOND NAME	MATURITY DATE	O/S AMT (MYR Mil)	CPN RATE (%)	RATING
202100013	GEORGE KENT RM500.0M IMTN SUKUK WAKALAH PROGRAMME	24-Mar-2051	132		
VI210062	G KENT IMTN 26.03.2026	26-Mar-2026	132	5.500	A+ IS



REGISTRATION CODE	201901042674 (1352004P)				
ISSUER NAME	<b>Glacier Assets Berhad</b>				
INDUSTRY	INFRASTRUCTURES AND UTILITIES				
PROFILE	Glacier Assets Berhad ("Glacier") was incorporated on 26 November 2019 as a special-purpose vehicle to undertake the securitisation of the balance of payment obligations due under the Termination and Settlement Agreement between Pengurusan Air Selangor Sdn Bhd, Syarikat Pengeluar Air Sungai Selangor Sdn Bhd and Gamuda Water Sdn Bhd ("Gamuda Water"). The originator, Gamuda Water, is principally involved in managing, operating and maintaining dams and water treatment facilities as well as producing and supplying water.				
FACILITY/BOND CODE	FACILITY/BOND NAME	MATURITY DATE	O/S AMT (MYR Mil)	CPN RATE (%)	RATING
202100009	GLACIER - MEDIUM TERM NOTES PROGRAMME (JUNIOR NOTES)	23-Mar-2029	107		
UL210115	GLACIER ABSMTN 2921D 23.3.2029 (Junior Notes)	23-Mar-2029	107	2.280	NR(LT)
202100010	GLACIER - MEDIUM TERM NOTES PROGRAMME (SENIOR NOTES)	23-Mar-2029	555		
UE210108	GLACIER ABSMTN 365D 24.3.2022 (SN Tranche 1)	24-Mar-2022	85	3.550	AAA
UF210109	GLACIER ABSMTN 730D 24.3.2023 (SN Tranche 2)	24-Mar-2023	85	3.650	AAA
UG210110	GLACIER ABSMTN 1094D 22.3.2024 (SN Tranche 3)	22-Mar-2024	90	3.750	AAA
UH210111	GLACIER ABSMTN 1461D 24.3.2025 (SN Tranche 4)	24-Mar-2025	90	3.850	AAA
UI210112	GLACIER ABSMTN 1826D 24.3.2026 (SN Tranche 5)	24-Mar-2026	85	3.950	AAA
UJ210113	GLACIER ABSMTN 2191D 24.3.2027 (SN Tranche 6)	24-Mar-2027	70	4.150	AAA
UK210114	GLACIER ABSMTN 2557D 24.3.2028 (SN Tranche 7)	24-Mar-2028	50	4.350	AAA

REGISTRATION CODE	195901000104 (003453X)				
ISSUER NAME	<b>Glenealy Plantations Sdn Berhad</b>				
INDUSTRY	PLANTATION AND AGRICULTURE				
PROFILE	Glenealy Plantations Sdn Berhad ("Glenealy") was incorporated in 1958 and was listed on the Main Market of Bursa Malaysia since 1973 as Glenealy Plantation (Malaya) Berhad. On 27 November 2012, Glenealy Plantation (Malaya) Berhad was privatised and delisted from Bursa Malaysia and has been known as Glenealy Plantations Sdn Berhad since 29 May 2015. Glenealy is principally involved in the operations of oil palm plantations in Sabah and Sarawak in Malaysia, Kalimantan Timur in Indonesia, Myanmar and Papua New Guinea.				
FACILITY/BOND CODE	FACILITY/BOND NAME	MATURITY DATE	O/S AMT (MYR Mil)	CPN RATE (%)	RATING
201300032	GLENEALY RM500.0 MILLION 12 YEARS MTN	08-Apr-2025	393		
UM130079	GLENEALY MTN 3287D 02.9.2022	02-Sep-2022	15	5.930	NR(LT)
UM130101	GLENEALY MTN 3287D 11.11.2022	11-Nov-2022	20	5.780	NR(LT)
UL150007	GLENEALY MTN 2921D 03.2.2023	03-Feb-2023	20	6.250	NR(LT)
UL150026	GLENEALY MTN 2922D 30.3.2023	30-Mar-2023	15	6.260	NR(LT)
UM140139	GLENEALY MTN 3104D 07.4.2023	07-Apr-2023	20	6.430	NR(LT)
UL150089	GLENEALY MTN 2921D 20.10.2023	20-Oct-2023	20	6.870	NR(LT)
UL160005	GLENEALY MTN 2922D 05.1.2024	05-Jan-2024	10	6.750	NR(LT)
UM150049	GLENEALY MTN 3105D 26.1.2024	26-Jan-2024	20	6.420	NR(LT)
UM150027	GLENEALY MTN 3287D 29.3.2024	29-Mar-2024	5	6.310	NR(LT)
UM160059	GLENEALY MTN 3103D 25.10.2024	25-Oct-2024	10	6.640	NR(LT)
UL170064	GLENEALY MTN 2740D 25.10.2024	25-Oct-2024	20	6.650	NR(LT)
UL160140	GLENEALY MTN 2922D 05.12.2024	05-Dec-2024	20	6.680	NR(LT)
UK170189	GLENEALY MTN 2557D 13.12.2024	13-Dec-2024	30	6.500	NR(LT)
UM160076	GLENEALY MTN 3105D 20.12.2024	20-Dec-2024	20	6.640	NR(LT)
UM160006	GLENEALY MTN 3286D 03.1.2025	03-Jan-2025	19	6.800	NR(LT)
UM160107	GLENEALY MTN 3104D 21.2.2025	21-Feb-2025	20	6.390	NR(LT)
UL170026	GLENEALY MTN 2922D 06.3.2025	06-Mar-2025	20	6.720	NR(LT)
UL170140	GLENEALY MTN 2738D 11.3.2025	11-Mar-2025	20	6.520	NR(LT)
UK180045	GLENEALY MTN 2556D 04.4.2025	04-Apr-2025	48	6.750	NR(LT)
UM160053	GLENEALY MTN 3283D 08.4.2025	08-Apr-2025	21	6.750	NR(LT)
201900003	GLENEALY PLANTATIONS SDN BHD - MEDIUM TERM NOTES PROGRAMME OF UP TO RM1.25 BILLION IN NOMINAL VALUE ("MTN PROGRAMME")	25-Jan-2034	360		
UJ190012	GPSB MTN 2191D 24.1.2025	24-Jan-2025	50	3.950	NR(LT)
UH210056	GPSB MTN 1461D 26.2.2025	26-Feb-2025	20	3.950	NR(LT)
UI210055	GPSB MTN 1826D 26.2.2026	26-Feb-2026	80	3.950	NR(LT)
UJ210054	GPSB MTN 2191D 26.2.2027	26-Feb-2027	80	3.950	NR(LT)
UK210033	GPSB MTN 2556D 11.2.2028	11-Feb-2028	40	3.950	NR(LT)
UK210053	GPSB MTN 2555D 25.2.2028	25-Feb-2028	30	3.950	NR(LT)

FACILITY/BOND CODE	FACILITY/BOND NAME	MATURITY DATE	O/S AMT (MYR Mil)	CPN RATE (%)	RATING
UK210119	GPSB MTN 2557D 30.3.2028	30-Mar-2028	40	3.950	NR(LT)
UK210235	GPSB MTN 2556D 23.6.2028	23-Jun-2028	20	3.950	NR(LT)

REGISTRATION CODE	201001015625 (899866X)				
ISSUER NAME	<b>GovCo Holdings Berhad</b>				
INDUSTRY	FINANCIAL SERVICES				
PROFILE	Govco Holdings Berhad ("Govco") is a subsidiary of the Minister of Finance (Incorporated), which was established for the purpose of issuing RM3 billion of Islamic Medium Term Notes ("IMTN"). The proceeds from the issuance of the IMTNs are utilised for the funding of Govco's Shariah-compliant general purposes and to pay the fees and expenses in connection with the IMTN Programme.				
FACILITY/BOND CODE	FACILITY/BOND NAME	MATURITY DATE	O/S AMT (MYR Mil)	CPN RATE (%)	RATING
201100005	GOVCO RM8.8B IMTN PROGRAMME	22-Feb-2036	5,700		
VI170039	GOVCO IMTN 4.100% 22.02.2022	22-Feb-2022	625	4.100	NR(LT)
VI170280	GOVCO IMTN 4.040% 28.09.2022	28-Sep-2022	450	4.040	NR(LT)
VK160153	GOVCO IMTN 4.270% 06.06.2023	06-Jun-2023	300	4.270	NR(LT)
VK170038	GOVCO IMTN 4.290% 22.02.2024	22-Feb-2024	625	4.290	NR(LT)
VK170279	GOVCO IMTN 4.270% 27.09.2024	27-Sep-2024	400	4.270	NR(LT)
VN160152	GOVCO IMTN 4.400% 05.06.2026	05-Jun-2026	400	4.400	NR(LT)
VN170037	GOVCO IMTN 4.550% 22.02.2027	22-Feb-2027	500	4.550	NR(LT)
VN170278	GOVCO IMTN 4.470% 28.09.2027	28-Sep-2027	150	4.470	NR(LT)
VS160151	GOVCO IMTN 4.730% 06.06.2031	06-Jun-2031	550	4.730	NR(LT)
VS160273	GOVCO IMTN 4.410% 19.09.2031	19-Sep-2031	250	4.410	NR(LT)
VS170036	GOVCO IMTN 4.950% 20.02.2032	20-Feb-2032	1,250	4.950	NR(LT)
VS170277	GOVCO IMTN 4.880% 28.09.2032	28-Sep-2032	200	4.880	NR(LT)

REGISTRATION CODE	201201026460 (1010950W)				
ISSUER NAME	<b>Grand Sepadu (NK) Sdn Berhad</b>				
INDUSTRY	INFRASTRUCTURES AND UTILITIES				
PROFILE	Grand Sepadu (NK) Sdn Bhd ("GSNK"), formerly known as Jejak Melewar Sdn Bhd, is the concession holder for the 17.5-kilometre New North Klang Straits Bypass Expressway ("NNKSB") following the company's acquisition of the concession rights from the originator, Lebuhraya Shapadu Sdn Bhd in December 2014. The proceeds raised from the Sukuk issuance is used to facilitate the roll-over of GSNK's existing bridging loan that was used to partly fund the acquisition. The NNKSB, which was developed as an alternative to the congested North Klang Straits Bypass road ("NKSBS"), comprises a 17-km two- and three-lane dual carriageway that commences from the North Port intersection to the New Klang Valley Expressway interchange at Bukit Raja in Klang, as well as a 500-meter two-lane dual carriageway that starts from the NKSBS-Jalan Meru intersection and merges with the 17-km highway after the Bukit Raja toll plaza. Grand Sepadu is 25%-owned by Trinitywin Ventures Sdn Bhd and 75%-owned by Pinggiran Muhibbah Sdn Bhd, which is in turn wholly-owned by Taliworks Corporation Berhad.				
FACILITY/BOND CODE	FACILITY/BOND NAME	MATURITY DATE	O/S AMT (MYR Mil)	CPN RATE (%)	RATING
201500027	GSNK RM210.0M SUKUK MURABAHAH	11-Jun-2027	120		
PL150011	GSNK 5.05% 09.06.2023 (Series 2)	09-Jun-2023	60	5.050	AA- IS
PP150012	GSNK 5.350% 11.06.2027 (Series 3)	11-Jun-2027	60	5.350	AA- IS

REGISTRATION CODE	200401007722 (646226K)				
ISSUER NAME	<b>Guan Chong Berhad</b>				
INDUSTRY	CONSUMER PRODUCTS				
PROFILE	Guan Chong Berhad ("GCB") was incorporated on 22 March 2004 and subsequently listed on Main Market of Bursa Malaysia on 8 April 2005. GCB is principally involved in the manufacturing of cocoa-derived food ingredients, namely cocoa mass, cocoa butter, cocoa cake and cocoa powder.				
FACILITY/BOND CODE	FACILITY/BOND NAME	MATURITY DATE	O/S AMT (MYR Mil)	CPN RATE (%)	RATING
202000054	GUAN CHONG RM800.0 MILLION IMTN SUKUK WAKALAH	03-Dec-2040	300		
VK200333	GUAN CHONG IMTN 3.840% 03.12.2027	03-Dec-2027	300	3.840	AA- IS

REGISTRATION CODE	9930080				
ISSUER NAME	<b>Gulf Investment Corporation G.S.C</b>				
INDUSTRY	FINANCIAL SERVICES				
PROFILE	Gulf Investment Corporation G.S.C ("GIC") is fully owned by the Gulf Cooperation Council ("GCC"), which comprises six Middle Eastern countries - Kuwait, Saudi Arabia, United Arab Emirates, Qatar, Bahrain and Oman. Each GCC country holds an equal share in GIC and is represented by 2 members on GIC's 12-member board of directors. GIC was established in 1983 to provide a comprehensive range of financial services to shore up regional economic growth and to support the development of private enterprises across the GCC region and as GIC operates from its headquarters in Kuwait, it is regulated by the Central Bank of Kuwait.				
FACILITY/BOND CODE	FACILITY/BOND NAME	MATURITY DATE	O/S AMT (MYR Mil)	CPN RATE (%)	RATING
200800011	GIC RM1.0 BILLION FIXED RATE BONDS	06-Feb-2023	400		
PS080009	GIC 4.52% 06.02.2023	06-Feb-2023	400	4.520	AAA
201100008	GIC RM3.5B SUKUK	28-Feb-2031	325		
VN120196	GIC IMTN 5.100% 20.06.2022	20-Jun-2022	170	5.100	AAA
VS120197	GIC IMTN 5.300% 18.06.2027	18-Jun-2027	155	5.300	AAA

REGISTRATION CODE	200801009359 (810647M)				
ISSUER NAME	<b>Hanwha Q CELLS Malaysia Sdn Berhad</b>				
INDUSTRY	TRADING & SERVICES				
PROFILE	Hanwha Q CELLS Malaysia Sdn Berhad ("Hanwha"), which was incorporated on 21 March 2008, is principally involved in the design, development, manufacturing and trading of solar photovoltaic cells and modules in Malaysia. Hanwha was established as the Malaysian manufacturing and research and development arm of Hanwha Q CELLS Co. Ltd ("Hanwha Q CELLS"), the parent company of Hanwha. Hanwha Q CELLS is, in turn, ultimately owned by Hanwha Solutions Corporation, which is one of the leading petrochemical players in South Korea.				
FACILITY/BOND CODE	FACILITY/BOND NAME	MATURITY DATE	O/S AMT (MYR Mil)	CPN RATE (%)	RATING
202100047	HANWHA RM150.0M ASEAN GREEN BONDS	30-Aug-2024	150		
UG210307	HANWHA MTN 1094D 30.8.2024 - Tranche 1	30-Aug-2024	150	3.050	AAA (FG)

REGISTRATION CODE	199101010303 (220615X)				
ISSUER NAME	<b>Hap Seng Management Sdn Berhad</b>				
INDUSTRY	TRADING & SERVICES				
PROFILE	Hap Seng Management Sdn Berhad ("HSMSB") was incorporated on 10 July 1991, and its principal activities include investment holding and centralised treasury management function. HSMSB is a wholly-owned subsidiary of Hap Seng Consolidated Berhad ("Hap Seng"), which is a diversified conglomerate listed on the Main Market of Bursa Malaysia. Hap Seng's core businesses include plantations, property investment & development, credit financing, automotive, fertilisers trading and building materials.				
FACILITY/BOND CODE	FACILITY/BOND NAME	MATURITY DATE	O/S AMT (MYR Mil)	CPN RATE (%)	RATING
201800044	HAPSENG MGT RM5.0BILLION 20-YRS MTN & 7-YRS CP PROGRAMME	27-Aug-2038	3,115		
UG190025	HAP SENG MGT MTN 1096D 28.2.2022	28-Feb-2022	75	3.010	NR(LT)
UG190272	HAP SENG MGT MTN 1096D 15.8.2022	15-Aug-2022	75	2.990	NR(LT)
UH180170	HAP SENG MGT MTN 1461D 29.8.2022	29-Aug-2022	90	2.910	NR(LT)
UH180191	HAP SENG MGT MTN 1461D 28.9.2022	28-Sep-2022	90	3.000	NR(LT)
UH180227	HAP SENG MGT MTN 1461D 29.11.2022	29-Nov-2022	90	2.910	NR(LT)
UH180224	HAP SENG MGT MTN 1461D 29.11.2022	29-Nov-2022	50	2.910	NR(LT)
UH190024	HAP SENG MGT MTN 1461D 28.2.2023	28-Feb-2023	90	3.060	NR(LT)
UG200078	HAP SENG MGT MTN 1094D 17.3.2023	17-Mar-2023	125	3.090	NR(LT)
UG200098	HAP SENG MGT MTN 1094D 19.5.2023	19-May-2023	75	3.000	NR(LT)
UG200108	HAP SENG MGT MTN 1093D 26.5.2023	26-May-2023	125	3.010	NR(LT)
UH190273	HAP SENG MGT MTN 1461D 15.8.2023	15-Aug-2023	90	3.040	NR(LT)
UI180169	HAP SENG MGT MTN 1826D 29.8.2023	29-Aug-2023	125	2.960	NR(LT)
UI180190	HAP SENG MGT MTN 1826D 28.9.2023	28-Sep-2023	135	3.050	NR(LT)
UG200198	HAP SENG MGT MTN 1095D 28.9.2023	28-Sep-2023	25	3.100	NR(LT)
UI180223	HAP SENG MGT MTN 1826D 29.11.2023	29-Nov-2023	100	2.960	NR(LT)
UI180226	HAP SENG MGT MTN 1826D 29.11.2023	29-Nov-2023	135	2.960	NR(LT)
UH200077	HAP SENG MGT MTN 1461D 18.3.2024	18-Mar-2024	150	3.140	NR(LT)
UI190049	HAP SENG MGT MTN 1827D 28.3.2024	28-Mar-2024	135	3.200	NR(LT)
UH200100	HAP SENG MGT MTN 1461D 20.5.2024	20-May-2024	90	3.050	NR(LT)
UH200109	HAP SENG MGT MTN 1461D 28.5.2024	28-May-2024	150	3.060	NR(LT)
UI190274	HAP SENG MGT MTN 1827D 15.8.2024	15-Aug-2024	135	3.090	NR(LT)
UG210288	HAP SENG MGT MTN 1096D 30.8.2024	30-Aug-2024	25	3.020	NR(LT)
UH200199	HAP SENG MGT MTN 1460D 27.9.2024	27-Sep-2024	30	3.150	NR(LT)
UG210426	HAP SENG MGT MTN T11S44 1096D 23.12.2024	23-Dec-2024	25	3.090	NR(LT)
UG210429	HAP SENG MGT MTN T12S47 1095D 27.12.2024	27-Dec-2024	25	3.100	NR(LT)
UI200076	HAP SENG MGT MTN 1826D 18.3.2025	18-Mar-2025	225	3.190	NR(LT)
UI200099	HAP SENG MGT MTN 1826D 20.5.2025	20-May-2025	135	3.100	NR(LT)
UI200110	HAP SENG MGT MTN 1826D 28.5.2025	28-May-2025	225	3.110	NR(LT)

FACILITY/BOND CODE	FACILITY/BOND NAME	MATURITY DATE	O/S AMT (MYR Mil)	CPN RATE (%)	RATING
UH210289	HAP SENG MGT MTN 1460D 29.8.2025	29-Aug-2025	30	3.070	NR(LT)
UI200200	HAP SENG MGT MTN 1824D 26.9.2025	26-Sep-2025	45	3.200	NR(LT)
UH210427	HAP SENG MGT MTN T11S45 1461D 23.12.2025	23-Dec-2025	33	3.140	NR(LT)
UH210430	HAP SENG MGT MTN T12S48 1459D 26.12.2025	26-Dec-2025	30	3.150	NR(LT)
UI210290	HAP SENG MGT MTN 1824D 28.8.2026	28-Aug-2026	45	3.120	NR(LT)
UI210428	HAP SENG MGT MTN T11S46 1826D 23.12.2026	23-Dec-2026	43	3.190	NR(LT)
UI210431	HAP SENG MGT MTN T12S49 1826D 28.12.2026	28-Dec-2026	45	3.200	NR(LT)

<b>REGISTRATION CODE</b>	200201026115 (593778H)				
<b>ISSUER NAME</b>	<b>Hektar Black Sdn Berhad</b>				
<b>INDUSTRY</b>	FINANCIAL SERVICES				
<b>PROFILE</b>	Hektar Black Sdn Berhad is one of the substantial unitholders of Hektar Real Estate Investment Trust ("Hektar REIT"). Hektar REIT was established on 5 October 2006 and was listed on the Main Market of Bursa Malaysia on 4 December 2006 as Malaysia's first retail-focused REIT. Hektar REIT's portfolio currently consists of quality shopping centres such as Subang Parade (Subang Jaya), Mahkota Parade (Melaka), Wetex Parade (Muar), Central Square (Sungai Petani) and Landmark Central (Kulim).				
FACILITY/BOND CODE	FACILITY/BOND NAME	MATURITY DATE	O/S AMT (MYR Mil)	CPN RATE (%)	RATING
201600013	HEKTAR BLACK RM950.0 MILLION UNRATED MEDIUM TERM NOTE PROGRAMME	25-Mar-2031	154		
UE210034	HEKTAR BLACK MTN T1S15 366D 11.2.2022	11-Feb-2022	10	9.000	NR(LT)
UE210190	HEKTAR BLACK MTN T1S16 366D 25.5.2022	25-May-2022	35	10.000	NR(LT)
UE210262	HEKTAR BLACK MTN T1S17 366D 20.7.2022	20-Jul-2022	83	9.000	NR(LT)
UE210263	HEKTAR BLACK MTN T1S18 366D 22.7.2022	22-Jul-2022	27	9.000	NR(LT)

<b>REGISTRATION CODE</b>	198201014849 (094613X)				
<b>ISSUER NAME</b>	<b>Hong Leong Assurance Berhad</b>				
<b>INDUSTRY</b>	FINANCIAL SERVICES				
<b>PROFILE</b>	Incorporated in 1982, Hong Leong Assurance Berhad ("HLA") is involved in the provision of financial planning and protection solutions, specialising in life insurance products and services. HLA is a subsidiary of HLA Holdings Sdn Bhd, which is wholly owned by Hong Leong Financial Group ("HLFG"). HLFG is listed on the Main Market of Bursa Malaysia and is one of the 30 companies that constitutes the Kuala Lumpur Composite Index.				
FACILITY/BOND CODE	FACILITY/BOND NAME	MATURITY DATE	O/S AMT (MYR Mil)	CPN RATE (%)	RATING
202000002	HLA RM2.0 BILLION SUB NOTES PROGRAMME	02-Feb-2120	600		
PI200016	HLA Sub Notes 26.12.2025 (Tranche 2A)	26-Dec-2025	150	3.450	AA3
PL200017	HLA Sub Notes 28.12.2028 (Tranche 2B)	28-Dec-2028	150	3.700	AA3
PN200001	HLA Sub Notes 31.01.2030 (Tranche 1)	31-Jan-2030	300	3.850	AA3

REGISTRATION CODE	193401000023 (097141X)				
ISSUER NAME	<b>Hong Leong Bank Berhad</b>				
INDUSTRY	FINANCIAL SERVICES				
PROFILE	Hong Leong Bank Berhad ("HLBB"), listed on the Main Market of Bursa Malaysia, is a subsidiary of Hong Leong Financial Group ("HLFG"). HLBB is involved in the provision of financial services in the following areas: consumer banking, business banking, treasury, branch and transaction banking, wealth management, private banking and Islamic banking. HLFG is the holding company of Hong Leong Group's banking and services division.				
FACILITY/BOND CODE	FACILITY/BOND NAME	MATURITY DATE	O/S AMT (MYR Mil)	CPN RATE (%)	RATING
201400030	HLBANK RM10.0 BILLION MULTI-CURRENCY SUB-NOTES PROGRAMME	23-Jun-2044	1,500		
PN180004	HLBANK 4.860% 23.06.2028 (Tranche 2)	23-Jun-2028	500	4.860	AA1
PN190005	HLBANK 4.230% 14.06.2029 (Tranche 3)	14-Jun-2029	1,000	4.230	AA1
201700084	HLBB ADDITIONAL TIER 1 CAPITAL SECURITIES	30-Nov-2117	800		
UZ170178	HLBB Perpetual Capital Securities (Tranche 1)	30-Nov-2117	400	5.130	A1
UZ190052	HLBB Perpetual Capital Securities (Tranche 2)	30-Nov-2117	400	4.720	A1

REGISTRATION CODE	196801000439 (008024W)				
ISSUER NAME	<b>Hong Leong Financial Group Berhad</b>				
INDUSTRY	FINANCIAL SERVICES				
PROFILE	Hong Leong Financial Group Berhad ("HLFG") is the holding company of Hong Leong Group's banking and services division. HLFG offers a broad range of financial products in commercial banking, investment banking, stock broking and insurance. HLFG is listed on Bursa Malaysia and is one of the 30 companies that constitutes the Kuala Lumpur Composite Index.				
FACILITY/BOND CODE	FACILITY/BOND NAME	MATURITY DATE	O/S AMT (MYR Mil)	CPN RATE (%)	RATING
201700083	HLFG ADDITIONAL TIER 1 CAPITAL SECURITIES	30-Nov-2117	800		
UZ170177	HLFG Perpetual Capital Securities (Tranche 1)	30-Nov-2117	400	5.230	A1
UZ190051	HLFG Perpetual Capital Securities (Tranche 2)	30-Nov-2117	400	4.820	A1
201800005	HLFG RM3.0B CP PROGRAMME	23-Jan-2025	165		
RB210119	HLFG CP 32D 04.01.2022 (Tranche 46)	04-Jan-2022	165	0.000	P1
201800028	HLFG TIER 2 SUBORDINATED NOTES	30-Nov-2117	1,600		
UN180078	HLFG Tier 2 Subordinated Notes (Tranche 1)	23-Jun-2028	500	4.930	AA2
UN190218	HLFG Tier 2 Subordinated Notes (Tranche 2)	14-Jun-2029	1,100	4.300	AA2
201800029	HLFG SENIOR NOTES	30-Nov-2117	200		
UG210285	HLFG Senior Notes (Tranche 2) 2.85% 23.08.2024	23-Aug-2024	200	2.850	AA1



REGISTRATION CODE	197001000928 (010209W)				
ISSUER NAME	<b>Hong Leong Investment Bank Berhad</b>				
INDUSTRY	FINANCIAL SERVICES				
PROFILE	Incorporated on 03 December 1970, Hong Leong Investment Bank Berhad ("HLIBB") provides investment banking, stockbroking and futures broking services. HLIBB is wholly owned by Hong Leong Capital Berhad ("HLC"), the investment banking arm of Hong Leong Financial Group Berhad. HLC is listed on the Main Market of Bursa Malaysia.				
FACILITY/BOND CODE	FACILITY/BOND NAME	MATURITY DATE	O/S AMT (MYR Mil)	CPN RATE (%)	RATING
201400053	HLIB RM1.0 BILLION MULTI-CURRENCY SUBORDINATED NOTES PROGRAMME	04-Nov-2039	100		
PN190006	HLINV 4.230% 14.06.2029 (Tranche 2)	14-Jun-2029	100	4.230	NR(LT)

REGISTRATION CODE	200501009144 (686191W)				
ISSUER NAME	<b>Hong Leong Islamic Bank Berhad</b>				
INDUSTRY	FINANCIAL SERVICES				
PROFILE	Hong Leong Islamic Bank Berhad's ("HL Islamic Bank") principal activity is to provide Shariah-compliant banking products and services. HL Islamic Bank is a wholly-owned subsidiary of Hong Leong Bank Berhad, which in turn, is a subsidiary of Hong Leong Financial Group Berhad.				
FACILITY/BOND CODE	FACILITY/BOND NAME	MATURITY DATE	O/S AMT (MYR Mil)	CPN RATE (%)	RATING
201700085	HLISB TIER 2 SUBORDINATED SUKUK MURABAHAH	30-Nov-2117	400		
VN190105	HLISB T2 Sukuk Murabahah (Tranche 1)	14-Jun-2029	400	4.230	AA2
201700086	HLISB ADDITIONAL TIER 1 SUBORDINATED SUKUK WAKALAH	30-Nov-2117	400		
VZ170387	HLISB Perpetual Sukuk Wakalah (Tranche 1)	30-Nov-2117	400	5.130	A1

REGISTRATION CODE	200801006421 (807705X)				
ISSUER NAME	<b>HSBC Amanah Malaysia Berhad</b>				
INDUSTRY	FINANCIAL SERVICES				
PROFILE	HSBC Amanah Malaysia Berhad ("HSBC Amanah") is the Islamic banking arm of HSBC Bank Malaysia Berhad ("HSBC Bank"). HSBC Amanah offers a full suite of innovative Islamic financial products and services that greatly complements HSBC Bank's offering of conventional banking products. Incorporated in February 2008, HSBC Amanah is wholly owned by HSBC Bank and both institutions are members of the HSBC Group. The HSBC Group has operations around the globe which encompass Europe, Asia-Pacific, America, Middle East and Africa.				
FACILITY/BOND CODE	FACILITY/BOND NAME	MATURITY DATE	O/S AMT (MYR Mil)	CPN RATE (%)	RATING
201200069	HBMS RM3.0BILLION MULTI CURRENCY SUKUK PROGRAMME	28-Sep-2032	500		
VI180274	HBMS IMTN 4.300% 02.10.2023	02-Oct-2023	500	4.300	AAA



REGISTRATION CODE	198401015221 (127776V)				
ISSUER NAME	<b>HSBC Bank Malaysia Berhad</b>				
INDUSTRY	FINANCIAL SERVICES				
PROFILE	HSBC Bank Malaysia Berhad ("HSBC Bank") is wholly owned by Hongkong and Shanghai Banking Corporation Limited (Hong Kong), with its ultimate parent being HSBC Holdings Plc. HSBC Bank offers an extensive range of products such as commercial banking, global banking and markets and personal financial services. Its parent company, HSBC Holdings Plc, is headquartered in London, United Kingdom and is listed on the London Stock Exchange.				
FACILITY/BOND CODE	FACILITY/BOND NAME	MATURITY DATE	O/S AMT (MYR Mil)	CPN RATE (%)	RATING
200700120	HSBC RM500.0M SUB-BONDS	02-Nov-2027	500		
DX070680	HSBC 5.050% 02.11.2027	02-Nov-2027	500	5.050	AA1

REGISTRATION CODE	197801007059 (044094M)				
ISSUER NAME	<b>Hua Yang Berhad</b>				
INDUSTRY	PROPERTY AND REAL ESTATE				
PROFILE	Hua Yang Berhad ("HYB" or "the Group") was established in 1978 and is well-recognised as one of the nation's leading property developers in the affordable housing segment. The Ipoh-originated property developer completed its first ever project consisting of eight units of four-storey shops in Ipoh, Perak back in September 1981 and thereafter, the Group extended their presence into the southern and northern states in Malaysia including Greater Klang Valley, Penang, Negeri Sembilan and Johor. The Group's prominent projects include One South, a mixed development in Seri Kembangan; Sentrio Suites, a serviced-apartment development located in Desa Pandan; and Metia Residence, a serviced-apartment development in Shah Alam. HYB, which has been listed on the Main Market of Bursa Malaysia since 29 November 2002, also have subsidiaries involved in the provision of management services.				
FACILITY/BOND CODE	FACILITY/BOND NAME	MATURITY DATE	O/S AMT (MYR Mil)	CPN RATE (%)	RATING
201600012	HYB Sukuk Murabahah Programme	31-Mar-2028	20		
VJ160054	HYB IMTN Tranche 1 Series 4	31-Mar-2022	3	4.180	NR(LT)
VI170272	HYB Tranche 3 Series 3 - 5.130% 26.09.2022	26-Sep-2022	2	4.200	NR(LT)
VK160053	HYB IMTN Tranche 1 Series 5	31-Mar-2023	3	4.180	NR(LT)
VJ170273	HYB Tranche 3 Series 4	26-Sep-2023	2	4.200	NR(LT)
VL160052	HYB IMTN Tranche 1 Series 6	29-Mar-2024	3	4.180	NR(LT)
VK170274	HYB Tranche 3 Series 5	26-Sep-2024	2	4.200	NR(LT)
VM160051	HYB IMTN Tranche 1 Series 7	31-Mar-2025	3	4.180	NR(LT)
VL170275	HYB Tranche 3 Series 6 - 5.130% 26.09.2025	26-Sep-2025	2	4.200	NR(LT)
VM170276	HYB Tranche 3 Series 7 - 5.130% 25.09.2026	25-Sep-2026	2	4.200	NR(LT)
202100045	HUA YANG PERPETUAL SUKUK MUSHARAKAH RM500.0 MILLION	20-Aug-2121	5		
VZ210320	HYB IMTN 6.500% 20.08.2121 (Series 1 Tranche 1)	20-Aug-2121	5	6.500	NR(LT)

REGISTRATION CODE	198001008443 (62227X)				
ISSUER NAME	<b>Hume Cement Industries Berhad</b>				
INDUSTRY	INDUSTRIAL PRODUCTS				
PROFILE	Hume Cement Industries Berhad ("HCIB") is a member of the Hong Leong Group. HCIB is principally involved in the manufacturing, marketing and sale of cement and cement-related products. HCIB was incorporated on 9 September 1980 and listed on the Main Market of Bursa Malaysia on 16 March 1998.				
FACILITY/BOND CODE	FACILITY/BOND NAME	MATURITY DATE	O/S AMT (MYR Mil)	CPN RATE (%)	RATING
202000057	HUME CEMENT RM500.0 MILLION MTN PROGRAMME	18-Dec-2120	100		
UG200305	HUME CEMENT MTN (SERIES 1)	18-Dec-2023	100	4.050	NR(LT)

REGISTRATION CODE	199701025166 (440664U)				
ISSUER NAME	<b>Hunza Properties (Penang) Sdn Berhad</b>				
INDUSTRY	PROPERTY AND REAL ESTATE				
PROFILE	Hunza Properties (Penang) Sdn Berhad ("HPPSB") is a property investment company that was incorporated on 29 July 1997. HPPSB is wholly owned by Hunza Properties Berhad ("Hunza"), an investment holding company mainly involved in property development and property investment.				
FACILITY/BOND CODE	FACILITY/BOND NAME	MATURITY DATE	O/S AMT (MYR Mil)	CPN RATE (%)	RATING
201900008	Unrated Medium Term Note Programme of up to RM500.0 million in nominal value ("MTN Programme")	15-Feb-2039	380		
UJ190022	HPPSB MTN 2008D 15.8.2024	15-Aug-2024	370	5.600	NR(LT)
UH200164	HPPSB MTN 1459D 15.8.2024	15-Aug-2024	10	4.250	NR(LT)

REGISTRATION CODE	196701000055 (007029H)				
ISSUER NAME	<b>I-Berhad</b>				
INDUSTRY	PROPERTY AND REAL ESTATE				
PROFILE	Established on 2 February 1967, I-Berhad is an investment holding company that has been listed on the Main Market of Bursa Malaysia since September 1969. The principal activities of its subsidiaries include property development, property investment and leisure theme park operations. The company's major project is i-City, an ICT-based urban development on a 72-acre freehold land in Shah Alam. The two major shareholders of I-Berhad are Sumurwang and Permodalan Nasional Berhad.				
FACILITY/BOND CODE	FACILITY/BOND NAME	MATURITY DATE	O/S AMT (MYR Mil)	CPN RATE (%)	RATING
201400042	IBHD RM69.0M RCULS-B	26-Aug-2022	69		
PI140043	IBHD RCULS-B 26.08.2022	26-Aug-2022	69	0.000	NR(LT)
201400043	IBHD RM132.0M RCULS-A	26-Aug-2022	132		
PI140042	IBHD RCULS-A 26.08.2022	26-Aug-2022	132	0.000	NR(LT)

REGISTRATION CODE	201801003291 (1265304H)				
ISSUER NAME	<b>Idiwan Solar Sdn Berhad</b>				
INDUSTRY	INFRASTRUCTURES AND UTILITIES				
PROFILE	Idiwan Solar Sdn Berhad ("ISSB") was incorporated on 22 January 2018 as a special purpose company which was set up to finance, design, construct, own, operate and maintain a 30 MWac solar photovoltaic plant in Machang, Kelantan. ISSB is 95%-owned by Idiqa Holding Sdn Bhd, a company involved in the business of civil and building construction, electrical and mechanical services, as well as power transmission and distribution in both the private and government sectors.				
FACILITY/BOND CODE	FACILITY/BOND NAME	MATURITY DATE	O/S AMT (MYR Mil)	CPN RATE (%)	RATING
201900079	IDIWAN SOLAR SDN BHD - SUKUK MURABAHAH PROGRAMME OF UP TO RM115.0 MILLION IN NOMINAL VALUE	23-Dec-2030	70		
VE200311	ISSB IMTN 11.05.2022	11-May-2022	1	4.150	NR(LT)
VE200342	ISSB IMTN 10.06.2022	10-Jun-2022	7	4.150	NR(LT)
VE210003	ISSB IMTN 27.07.2022	27-Jul-2022	14	4.150	NR(LT)
VE210010	ISSB IMTN 10.08.2022	10-Aug-2022	12	4.150	NR(LT)
VE210046	ISSB IMTN 15.09.2022	15-Sep-2022	3	4.150	NR(LT)
VE210151	ISSB IMTN 21.10.2022	21-Oct-2022	2	4.150	NR(LT)
VE210399	ISSB IMTN 08.11.2022	08-Nov-2022	2	4.050	NR(LT)
VE210423	ISSB IMTN 16.11.2022	16-Nov-2022	7	4.150	NR(LT)
VE210212	ISSB IMTN 25.11.2022	25-Nov-2022	3	4.150	NR(LT)
VE210448	ISSB IMTN 25.11.2022	25-Nov-2022	2	4.150	NR(LT)
VE210475	ISSB IMTN 23.12.2022	23-Dec-2022	3	4.150	NR(LT)
VE210249	ISSB IMTN 29.12.2022	29-Dec-2022	4	4.150	NR(LT)
VE210289	ISSB IMTN 27.01.2023	27-Jan-2023	6	4.150	NR(LT)
VE210349	ISSB IMTN 14.03.2023	14-Mar-2023	4	4.150	NR(LT)
VI190312	ISSB IMTN 0% 24.12.2024	24-Dec-2024	0	0.000	NR(LT)

REGISTRATION CODE	202101013669 (1413968T)				
ISSUER NAME	<b>IGB Commercial REIT Capital Sdn Berhad</b>				
INDUSTRY	PROPERTY AND REAL ESTATE				
PROFILE	IGB Commercial REIT Capital Sdn Berhad ("IGB CRC") was incorporated on 13 April 2021 as a special purpose vehicle to raise funds on behalf of IGB Commercial Real Estate Investment Trust ("IGB Commercial REIT"). IGB Commercial REIT is a standalone office REIT in Malaysia and was listed on the Main Market of Bursa Malaysia on 20 September 2021. The bonds issued by IGB CRC are secured against office buildings in Mid Valley City and Kuala Lumpur City Centre.				
FACILITY/BOND CODE	FACILITY/BOND NAME	MATURITY DATE	O/S AMT (MYR Mil)	CPN RATE (%)	RATING
202100049	IGB CRC RM5.0 BILLION MTN PROGRAMME	17-Sep-2121	850		
UM210314	IGB CRC MTN 15.3.2030 (Tranche 1 Series 1)	15-Mar-2030	544	3.790	NR(LT)
UN210315	IGB CRC MTN 17.3.2031 (Tranche 1 Series 2)	17-Mar-2031	136	3.790	NR(LT)
UO210316	IGB CRC MTN 17.3.2032 (Tranche 1 Series 3)	17-Mar-2032	170	3.790	NR(LT)

REGISTRATION CODE	201701025255 (1239421W)				
ISSUER NAME	<b>IGB REIT Capital Sdn Berhad</b>				
INDUSTRY	PROPERTY AND REAL ESTATE				
PROFILE	IGB REIT Capital Sdn Berhad ("IGB REIT Capital") is a special-purpose vehicle incorporated by IGB Real Estate Investment Trust ("IGB REIT") to facilitate its fund-raising exercise. IGB REIT is one of the largest retail REITs in Malaysia and is listed on the Main Market of Bursa Malaysia since 2012. The bond issued by IGB REIT Capital is secured against Mid Valley Megamall, a 5-level retail property with a mezzanine floor, a 2-level basement car park and a 4-level elevated car park while the issuance proceeds is used to refinance IGB REIT's existing term loan facility.				
FACILITY/BOND CODE	FACILITY/BOND NAME	MATURITY DATE	O/S AMT (MYR Mil)	CPN RATE (%)	RATING
201700057	IGB REIT RM5.0B MTN PROGRAMME	18-Sep-2037	1,200		
UK170144	IGB REIT RM1.2B MTN 20.9.2024 (Tranche 1)	20-Sep-2024	1,200	4.400	AAA

REGISTRATION CODE	201401041561 (1117716P)				
ISSUER NAME	<b>Ihsan Sukuk Berhad</b>				
INDUSTRY	DIVERSIFIED HOLDINGS				
PROFILE	Ihsan Sukuk Berhad ("Ihsan"), a trust-owned company, was incorporated on 12 November 2014 as the funding conduit of Khazanah Nasional Berhad ("Khazanah") to support its corporate and social responsibility efforts. The sukuk issued by Ihsan was Malaysia's first sustainable and responsible investment sukuk. Incorporated in September 1993 under the Companies Act 1965, Khazanah acts as the investment arm of the Government of Malaysia and holds an important role in promoting economic growth and in undertaking strategic investments which would contribute towards nation-building.				
FACILITY/BOND CODE	FACILITY/BOND NAME	MATURITY DATE	O/S AMT (MYR Mil)	CPN RATE (%)	RATING
201500028	IHSAN RM1.0 BILLION SUKUK PROGRAMME	18-Jun-2040	200		
VK150137	IHSAN IMTN 4.300% 17.06.2022 - First Sukuk Ihsan	17-Jun-2022	100	4.300	AAA (S)
VK170233	IHSAN IMTN 4.600% 08.08.2024 - Second Sukuk Ihsan	08-Aug-2024	100	4.600	AAA (S)

REGISTRATION CODE	198301008880 (104131A)				
ISSUER NAME	<b>IJM Corporation Berhad</b>				
INDUSTRY	CONSTRUCTION AND ENGINEERING				
PROFILE	IJM Corporation Bhd ("IJM"), an entity listed on the Main Market of Bursa Malaysia, was formed following the merger between IGB Construction Sdn Bhd, Jurutama Sdn Bhd and Mudajaya Construction Sdn Bhd in 1983. IJM and its subsidiaries are primarily involved in construction, infrastructure concessions, manufacturing and quarrying, property development and plantations. It has a wide presence regionally, with India being its primary foreign venture.				
FACILITY/BOND CODE	FACILITY/BOND NAME	MATURITY DATE	O/S AMT (MYR Mil)	CPN RATE (%)	RATING
201400016	IJM CORP RM3.0 BILLION SUKUK MURABAHAH PROGRAMME	10-Apr-2034	1,500		
VL140150	IJM IMTN 4.830% 10.06.2022	10-Jun-2022	300	4.830	AA3
VL150127	IJM IMTN 4.640% 02.06.2023	02-Jun-2023	200	4.640	AA3
VL160317	IJM IMTN 4.600% 17.10.2024	17-Oct-2024	100	4.600	AA3
VN150062	IJM IMTN 4.900% 21.04.2025	21-Apr-2025	200	4.900	AA3
VN180242	IJM IMTN 5.050% 18.08.2028	18-Aug-2028	200	5.050	AA3
VN190085	IJM IMTN 4.760% 10.04.2029	10-Apr-2029	250	4.760	AA3
VN200178	IJM IMTN 3.850% 23.08.2030	23-Aug-2030	250	3.850	AA3

REGISTRATION CODE	198901010104 (187405T)				
ISSUER NAME	<b>IJM Land Berhad</b>				
INDUSTRY	DIVERSIFIED HOLDINGS				
PROFILE	IJM Land Berhad ("IJM Land") was incorporated on 29 September 1989 as the property arm of IJM Corporation Berhad ("IJM Corp"). IJM Corp is listed on the Main Market of Bursa Malaysia, and is primarily involved in construction, infrastructure concessions, manufacturing and quarrying, property development and plantations.				
FACILITY/BOND CODE	FACILITY/BOND NAME	MATURITY DATE	O/S AMT (MYR Mil)	CPN RATE (%)	RATING
201900014	IJM LAND RM2.0B PERPETUAL SUKUK PROGRAMME	17-Mar-2119	850		
PZ190001	IJM LAND 5.650% PERPETUAL SUKUK MUSHARAKAH -S1 T1	17-Mar-2119	350	5.650	A2 (S)
PZ190002	IJM LAND 5.730% PERPETUAL SUKUK MUSHARAKAH -S1 T2	17-Mar-2119	300	5.730	A2 (S)
PZ190013	IJM LAND 4.730% PERPETUAL SUKUK MUSHARAKAH -S2 T3	17-Mar-2119	200	4.730	A2 (S)

REGISTRATION CODE	200001010939 (513545W)				
ISSUER NAME	<b>Impian Ekspresi Sdn Berhad</b>				
INDUSTRY	PROPERTY AND REAL ESTATE				
PROFILE	Incorporated in May 2000, Impian Ekspresi Sdn Berhad ("IESB") is indirectly majority-owned by Datuk Desmond Lim, the Executive Chairman of Malton Berhad ("Malton") as well as Chairman and Non-Independent Executive Director of Pavilion REIT Management Sdn Bhd ("Pavilion REIT"). IESB's maiden project is to redevelop the Damansara Town Centre Complex ("DTC Complex") into an integrated development that comprises 6 blocks of office towers, 2 new blocks of residential towers and a retail mall. The project will leverage on the expertise and experience of its team, which largely hails from Malton and Pavilion REIT, which has undertaken projects such as Pavilion Kuala Lumpur, Banyan Tree Signatures Pavilion KL and Pavilion Hilltop @ Mont' Kiara.				
FACILITY/BOND CODE	FACILITY/BOND NAME	MATURITY DATE	O/S AMT (MYR Mil)	CPN RATE (%)	RATING
201300094	IMPIAN EKSPRESI 11-YRS RM300.0M MTN (FGI)	29-Nov-2024	300		
UG200282	IESB MTN 1095D 27.11.2023	27-Nov-2023	300	3.200	AAA (FG)
201900071	IMPIAN EKSPRESI 11-YRS RM150.0M MTN (BG)	29-Nov-2024	150		
UG200283	IESB MTN 1095D 27.11.2023	27-Nov-2023	75	3.100	AAA (BG)
UG200284	IESB MTN 1092D 27.11.2023	27-Nov-2023	75	3.100	AAA (BG)

REGISTRATION CODE	201301024709 (1054538H)				
ISSUER NAME	<b>Imtiaz Sukuk II Berhad</b>				
INDUSTRY	FINANCIAL SERVICES				
PROFILE	Incorporated in July 2013, Imtiaz Sukuk II Berhad ("Imtiaz II") is a funding conduit of Bank Kerjasama Rakyat Malaysia Berhad ("Bank Rakyat"). Established on 28 September 1954, Bank Rakyat's primary functions are to collect funds from cooperatives and to distribute financing to cooperatives. However, in 1973, Bank Rakyat had extended its financial services to non-members which further diversifies and expands its client base. Bank Rakyat is currently governed by various legislative acts and is under the purview of the Ministry of Domestic Trade, Cooperatives and Consumerism, the Ministry of Finance and Bank Negara Malaysia.				
FACILITY/BOND CODE	FACILITY/BOND NAME	MATURITY DATE	O/S AMT (MYR Mil)	CPN RATE (%)	RATING
201300108	IMTIAZ II RM9.0 BILLION 7 YEARS ICP & 10 YEARS IMTN PROGRAMME	20-Dec-2023	1,280		
VI170168	IMTIAZ II IMTN 4.580% 27.05.2022	27-May-2022	850	4.580	AA2 (S)
VI170323	IMTIAZ II IMTN 4.570% 17.10.2022	17-Oct-2022	430	4.570	AA2 (S)
202000038	IMTIAZ II RM10.0 BILLION 30 YEARS SENIOR IMTN PROGRAMME	07-Oct-2050	1,700		
VI200215	IMTIAZ II IMTN 2.970% 07.10.2025	07-Oct-2025	400	2.970	AA2 (S)
VI210145	IMTIAZ II IMTN 3.540% 17.04.2026	17-Apr-2026	300	3.540	AA2 (S)
VK200216	IMTIAZ II IMTN 3.200% 07.10.2027	07-Oct-2027	300	3.200	AA2 (S)
VK210146	IMTIAZ II IMTN 3.900% 19.04.2028	19-Apr-2028	700	3.900	AA2 (S)

REGISTRATION CODE	201101027360 (955495T)				
ISSUER NAME	<b>Indera Persada Sdn Berhad</b>				
INDUSTRY	CONSTRUCTION AND ENGINEERING				
PROFILE	Indera Persada Sdn Bhd ("IPSB") was incorporated on 2 August 2011 as a single-purpose company to undertake the development and asset management services for Jabatan Kerja Raya's ("JKR") Training Institute under a Concession Agreement ("CA") with the Government of Malaysia ("GoM"). The 18-year CA, entered into by IPSB and GoM on 18 March 2013, includes a 3-year construction period followed by an asset management services period of 15 years. IPSB's largest shareholder, Matang Makmur Holdings Sdn Bhd ("MMHSB"), is wholly owned by Digistar Corporation Berhad, a listed entity which is mainly involved in systems integration and broadcast engineering projects, and more recently, in property development in Malacca. With 30%-shareholdings in IPSB, Pembinaan Sujaman Sdn Bhd ("PSSB") is a relatively small contractor that is primarily engaged in general construction of buildings and road works. IPSB's remaining shares are held by Kumpulan Melaka Berhad ("KMB"), a wholly-owned subsidiary of Perbadanan Ketua Menteri Malaysia.				
FACILITY/BOND CODE	FACILITY/BOND NAME	MATURITY DATE	O/S AMT (MYR Mil)	CPN RATE (%)	RATING
201300069	Fixed Rate Serial Bonds of up to RM280.0 Million	05-Sep-2022	20		
PM130055	IPSB 4.4% 05.09.2022	05-Sep-2022	20	4.400	AA1
201300070	Fixed Rate Serial Bonds of up to RM280.0 Million	05-Sep-2023	20		
PN130054	IPSB 4.5% 05.09.2023	05-Sep-2023	20	4.500	AA1
201300071	Fixed Rate Serial Bonds of up to RM280.0 Million	05-Sep-2024	20		
PO130053	IPSB 4.6% 05.09.2024	05-Sep-2024	20	4.600	AA1
201300072	Fixed Rate Serial Bonds of up to RM280.0 Million	05-Sep-2025	20		
PP130052	IPSB 4.7% 05.09.2025	05-Sep-2025	20	4.700	AA1
201300073	Fixed Rate Serial Bonds of up to RM280.0 Million	04-Sep-2026	20		
PQ130051	IPSB 4.8% 04.09.2026	04-Sep-2026	20	4.800	AA1
201300074	Fixed Rate Serial Bonds of up to RM280.0 Million	03-Sep-2027	25		
PR130050	IPSB 4.9% 03.09.2027	03-Sep-2027	25	4.900	AA1

FACILITY/BOND CODE	FACILITY/BOND NAME	MATURITY DATE	O/S AMT (MYR Mil)	CPN RATE (%)	RATING
201300076	Fixed Rate Serial Bonds of up to RM15.0 Million	05-Sep-2028	15		
PS130048	IPSB 16.0% 05.09.2028	05-Sep-2028	15	16.000	NR(LT)
201300078	Fixed Rate Serial Bonds of up to RM280.0 million	05-Sep-2028	30		
PS130060	IPSB 5.0% 05.09.2028	05-Sep-2028	30	5.000	AA1

<b>REGISTRATION CODE</b>	202001033367 (1389688W)				
<b>ISSUER NAME</b>	<b>Infracap Resources Sdn Berhad</b>				
<b>INDUSTRY</b>	PUBLIC FINANCE				
<b>PROFILE</b>	Infracap Resources Sdn Berhad ("Infracap Resources") was incorporated on 19 October 2020 and is a wholly-owned subsidiary of Infracap Development Holdings Sdn Bhd, which in turn, is owned by the Sarawak state government. Infracap Resources serves as the funding vehicle for the Sarawak state government.				
FACILITY/BOND CODE	FACILITY/BOND NAME	MATURITY DATE	O/S AMT (MYR Mil)	CPN RATE (%)	RATING
202100020	INFRACAP RESOURCES RM15.0 BILLION SUKUK MURABAHAH PROGRAMME	15-Apr-2041	5,750		
VE210131	Infracap Resources Sukuk 2.83% 15.04.2022 (T1 S1)	15-Apr-2022	900	2.830	AAA (S)
VG210132	Infracap Resources Sukuk 3.11% 15.04.2024 (T1 S2)	15-Apr-2024	350	3.110	AAA (S)
VI210133	Infracap Resources Sukuk 3.69% 15.04.2026 (T1 S3)	15-Apr-2026	450	3.690	AAA (S)
VK210134	Infracap Resources Sukuk 4.12% 14.04.2028 (T1 S4)	14-Apr-2028	500	4.120	AAA (S)
VL210135	Infracap Resources Sukuk 4.23% 13.04.2029 (T1 S5)	13-Apr-2029	400	4.230	AAA (S)
VN210136	Infracap Resources Sukuk 4.40% 15.04.2031 (T1 S6)	15-Apr-2031	600	4.400	AAA (S)
VO210137	Infracap Resources Sukuk 4.50% 15.04.2032 (T1 S7)	15-Apr-2032	300	4.500	AAA (S)
VP210138	Infracap Resources Sukuk 4.60% 15.04.2033 (T1 S8)	15-Apr-2033	400	4.600	AAA (S)
VQ210139	Infracap Resources Sukuk 4.70% 14.04.2034 (T1 S9)	14-Apr-2034	300	4.700	AAA (S)
VR210140	Infracap Resources Sukuk 4.80% 13.04.2035 (T1 S10)	13-Apr-2035	450	4.800	AAA (S)
VS210141	Infracap Resources Sukuk 4.90% 15.04.2036 (T1 S11)	15-Apr-2036	1,100	4.900	AAA (S)



REGISTRATION CODE	198401019647 (132205A)				
ISSUER NAME	<b>Inverfin Sdn Berhad</b>				
INDUSTRY	PROPERTY AND REAL ESTATE				
PROFILE	Inverfin Sdn Berhad ("Inverfin") is a single purpose company set up to develop Menara Citibank and Intercontinental Kuala Lumpur ("Intercontinental KL"), which was then known as Nikko Hotel. Subsequent to the sale of Intercontinental KL to a third party in 1998, Inverfin continued to own and manage the operations of Menara Citibank. Inverfin is owned by Menara Citi Holding Company Sdn Bhd ("MCHC") and Hap Seng Realty (KL City) Sdn Bhd ("Hap Seng") in equal shareholdings. MCHC is a conglomerate with interests in the operations of consumer, corporate and investment banking. MCHC is wholly owned by Citibank Overseas Investment Corporation, which is in turn wholly owned by New York-based Citibank N.A. while Hap Seng is indirectly owned by Hap Seng Consolidated Berhad, a company listed on the Main Market of Bursa Malaysia that is involved in plantations, property investment and development, credit financing, trading of fertilisers and automotive, as well as building materials and stone quarries.				
FACILITY/BOND CODE	FACILITY/BOND NAME	MATURITY DATE	O/S AMT (MYR Mil)	CPN RATE (%)	RATING
201300020	INVERFIN RM160.0M TRANCHE A MTN PROGRAMME	28-Feb-2028	160		
UJ180024	INVERFIN MTN 2191D 28.2.2024	28-Feb-2024	160	4.980	AAA

REGISTRATION CODE	199501022114 (351317X)				
ISSUER NAME	<b>Irat Hotels &amp; Resorts Sdn Berhad</b>				
INDUSTRY	PROPERTY AND REAL ESTATE				
PROFILE	Irat Hotels & Resorts Sdn Berhad is a property investment company incorporated in 1995. It is 70%-owned by Irat Properties Sdn Bhd and 30%-owned by the Minister of Finance (Incorporated).				
FACILITY/BOND CODE	FACILITY/BOND NAME	MATURITY DATE	O/S AMT (MYR Mil)	CPN RATE (%)	RATING
201100026	IRAT HOTELS & RESORTS RM313M MTN	29-Apr-2026	257		
UO110028	IRAT HOTELS & RESORTS MTN 4018D 29.4.2022	29-Apr-2022	5	7.000	NR(LT)
UP110029	IRAT HOTELS & RESORTS MTN 4382D 28.4.2023	28-Apr-2023	5	7.000	NR(LT)
UQ110030	IRAT HOTELS & RESORTS MTN 4749D 29.4.2024	29-Apr-2024	5	7.000	NR(LT)
UR110031	IRAT HOTELS & RESORTS MTN 5114D 29.4.2025	29-Apr-2025	6	7.000	NR(LT)
US110032	IRAT HOTELS & RESORTS MTN 5479D 29.4.2026	29-Apr-2026	232	7.000	NR(LT)
UN110027	IRAT HOTELS & RESORTS MTN 5265D 29.4.2026	29-Apr-2026	4	7.000	NR(LT)



REGISTRATION CODE	200801023250 (824573U)				
ISSUER NAME	<b>Jambatan Kedua Sdn Berhad</b>				
INDUSTRY	CONSTRUCTION AND ENGINEERING				
PROFILE	Jambatan Kedua Sdn Berhad ("JKSB") was incorporated on 9 July 2008 and is a wholly-owned subsidiary of the Minister of Finance (Incorporated). As the concessionaire for the Second Penang Bridge Project, JKSB is responsible for the construction, management, operation and maintenance of the Second Penang Bridge, which is now called Jambatan Sultan Abdul Halim Muadzam Shah. The bridge, which was officially opened on 1 March 2014, connects Batu Kawan in Seberang Perai on mainland Peninsula Malaysia and Batu Maung on the Penang Island.				
FACILITY/BOND CODE	FACILITY/BOND NAME	MATURITY DATE	O/S AMT (MYR Mil)	CPN RATE (%)	RATING
201500024	JKSB 30 YRS RM4.6B IMTN	26-May-2045	4,600		
VK160234	JAMB.KEDUA IMTN 3.910% 28.07.2023	28-Jul-2023	300	3.910	NR(LT)
VN150103	JAMB.KEDUA IMTN 4.300% 28.05.2025	28-May-2025	1,300	4.300	NR(LT)
VN160235	JAMB.KEDUA IMTN 4.200% 28.07.2026	28-Jul-2026	1,000	4.200	NR(LT)
VS150104	JAMB.KEDUA IMTN 4.520% 28.05.2030	28-May-2030	700	4.520	NR(LT)
VS160236	JAMB.KEDUA IMTN 4.520% 28.07.2031	28-Jul-2031	400	4.520	NR(LT)
VZ160237	JAMB.KEDUA IMTN 4.860% 26.07.2041	26-Jul-2041	900	4.860	NR(LT)

REGISTRATION CODE	201301012769 (1042607U)				
ISSUER NAME	<b>Jana Kapital Sdn Berhad</b>				
INDUSTRY	FINANCIAL SERVICES				
PROFILE	Jana Kapital Sdn Berhad, which was incorporated on 16 April 2013, is a special purpose vehicle incorporated to purchase a portfolio of financing receivables from Malaysia Building Society Berhad via the issuance of the Sukuk Murabahah. Malaysia Building Society Berhad, a listed company on the Main Market of Bursa Malaysia, is primarily involved in the provision of financial products and services.				
FACILITY/BOND CODE	FACILITY/BOND NAME	MATURITY DATE	O/S AMT (MYR Mil)	CPN RATE (%)	RATING
201300112	JKSB RM4.0 BILLION SUKUK MURABAHAH PROGRAMME	24-Dec-2029	2,045		
VK150119	JKSB IMTN 4.900% 27.05.2022	27-May-2022	95	4.900	NR(LT)
VK150231	JKSB IMTN 4.900% 21.10.2022	21-Oct-2022	75	4.900	NR(LT)
VL140389	JKSB IMTN 4.800% 09.12.2022	09-Dec-2022	70	4.800	NR(LT)
VM130371	JKSB IMTN 0% 23.12.2022	23-Dec-2022	129	0.000	NR(LT)
VL150118	JKSB IMTN 5.000% 29.05.2023	29-May-2023	95	5.000	NR(LT)
VL150230	JKSB IMTN 5.000% 20.10.2023	20-Oct-2023	75	5.000	NR(LT)
VM140388	JKSB IMTN 4.900% 08.12.2023	08-Dec-2023	65	4.900	NR(LT)
VM150117	JKSB IMTN 5.100% 29.05.2024	29-May-2024	95	5.100	NR(LT)
VM150229	JKSB IMTN 5.100% 21.10.2024	21-Oct-2024	75	5.100	NR(LT)
VN140387	JKSB IMTN 5.000% 10.12.2024	10-Dec-2024	55	5.000	NR(LT)
VN150116	JKSB IMTN 5.200% 29.05.2025	29-May-2025	90	5.200	NR(LT)
VN150228	JKSB IMTN 5.200% 21.10.2025	21-Oct-2025	70	5.200	NR(LT)
VO140386	JKSB IMTN 0% 10.12.2025	10-Dec-2025	231	0.000	NR(LT)
VO150115	JKSB IMTN 0% 29.05.2026	29-May-2026	610	0.000	NR(LT)
VO150227	JKSB IMTN 5.300% 21.10.2026	21-Oct-2026	70	5.300	NR(LT)
VP150226	JKSB IMTN 5.400% 21.10.2027	21-Oct-2027	70	5.400	NR(LT)
VQ150225	JKSB IMTN 5.500% 20.10.2028	20-Oct-2028	75	5.500	NR(LT)

REGISTRATION CODE	201101017821 (945957K)				
ISSUER NAME	<b>Jana Pendidikan Malaysia Sdn Berhad</b>				
INDUSTRY	TRADING & SERVICES				
PROFILE	Jana Pendidikan Malaysia Sdn Berhad ("JPM") is a trust fund with social responsibility initiatives founded by a consortium of Malaysian Chinese tycoons. JPM acquired Pan Malaysia Pools Sdn Bhd ("PMP" or more commonly known as "Da Ma Cai") in August 2011 from Tanjong Public Limited Company and pledged to donate all the dividends from Da Ma Cai to the Community Chest, a charitable organisation set up by the private sector to promote and support education for the benefit of the local community in Malaysia.				
FACILITY/BOND CODE	FACILITY/BOND NAME	MATURITY DATE	O/S AMT (MYR Mil)	CPN RATE (%)	RATING
201900072	JANA PENDIDIKAN RM1.2 BILLION MTN PROGRAMME	29-Nov-2030	450		
UG190360	JPM MTN 913D 02.6.2022	02-Jun-2022	50	3.230	NR(LT)
UF190361	JPM MTN 731D 02.12.2021	02-Dec-2022	50	3.230	NR(LT)
UG190359	JPM MTN 1096D 02.12.2022	02-Dec-2022	350	3.230	NR(LT)

REGISTRATION CODE	200701011278 (769282K)				
ISSUER NAME	<b>Jati Cakerawala Sdn Berhad</b>				
INDUSTRY	INFRASTRUCTURES AND UTILITIES				
PROFILE	Jati Cakerawala Sdn Bhd ("Jati"), an investment holding company incorporated on 12 April 2007, was set up for the purpose of facilitating a leveraged buyout of Teknologi Tenaga Perlis Consortium Sdn Bhd ("TTPC"). Jati currently holds an 80% shareholding in TTPC, an independent power producer which was licensed to construct, operate and maintain a 650-megawatt combined-cycle, gas-turbine power plant in Kuala Sungai Baru, Perlis for a period of 21 years, commencing from the Commercial Operations Date, i.e. 31 March 2003. Jati is owned by individual shareholders via Pesaka Ventures Sdn Bhd, with a 52.5% stake and Sentral Bistari Sdn Bhd, with a 47.5% stake.				
FACILITY/BOND CODE	FACILITY/BOND NAME	MATURITY DATE	O/S AMT (MYR Mil)	CPN RATE (%)	RATING
201300012	JATI 10.5 YRS RM540.0 MILLION SUKUK MURABAHAH	31-Jul-2023	165		
VM130040	JATI IMTN 5.010% 31.01.2022	31-Jan-2022	20	5.010	AA3
VN130039	JATI IMTN 5.060% 29.07.2022	29-Jul-2022	30	5.060	AA3
VN130038	JATI IMTN 5.110% 31.01.2023	31-Jan-2023	55	5.110	AA3
VO130037	JATI IMTN 5.160% 31.07.2023	31-Jul-2023	60	5.160	AA3

REGISTRATION CODE	201701042224 (1256397U)				
ISSUER NAME	<b>Jaya Persada Sdn Berhad</b>				
INDUSTRY	CONSTRUCTION AND ENGINEERING				
PROFILE	Jaya Persada Sdn Berhad ("Jaya Persada") is a special purpose vehicle incorporated on 20 November 2017 to obtain financing for Digistar Corporation Berhad ("Digistar") through the issuance of bonds. Jaya Persada is wholly owned by Digistar, which is an investment holding company listed on the Main Market of Bursa Malaysia. Digistar is principally involved in 6 divisions: Internet Protocol television & E-commerce, Telecommunication & Information Technology, Total Security System, Broadcast Engineering (Local), Property & Construction, Broadcast Engineering (Overseas).				
FACILITY/BOND CODE	FACILITY/BOND NAME	MATURITY DATE	O/S AMT (MYR Mil)	CPN RATE (%)	RATING
201800019	JAYA PERSADA RM80.0 MILLION BONDS	27-Apr-2032	80		
DP180003	JAYA PERSADA 6.800% 26.04.2030	26-Apr-2030	25	6.800	NR(LT)
DQ180004	JAYA PERSADA 6.900% 25.04.2031	25-Apr-2031	25	6.900	NR(LT)
DR180005	JAYA PERSADA 7.000% 27.04.2032	27-Apr-2032	30	7.000	NR(LT)

REGISTRATION CODE	200501007697 (684744H)				
ISSUER NAME	<b>Jelas Puri Sdn Berhad</b>				
INDUSTRY	PROPERTY AND REAL ESTATE				
PROFILE	Jelas Puri Sdn Berhad ("Jelas Puri") is 70%-owned by WCT Land Sdn Bhd ("WCT Land") and 30%-owned by the Employees Provident Fund. Jelas Puri owns the Paradigm development in Kelana Jaya, which includes the Paradigm mall, office-cum-residential towers and hotel. WCT Land is the property subsidiary of WCT Holdings Berhad, which is listed on the Main Market of Bursa Malaysia.				
FACILITY/BOND CODE	FACILITY/BOND NAME	MATURITY DATE	O/S AMT (MYR Mil)	CPN RATE (%)	RATING
201900013	JELAS PURI RM500.0 MILLION MTN PROGRAMME	03-Mar-2034	297		
UG190036	JELAS PURI MTN 1095D 04.3.2022	04-Mar-2022	5	3.940	NR(LT)
UH190035	JELAS PURI MTN 1459D 03.3.2023	03-Mar-2023	30	3.970	NR(LT)
UI190034	JELAS PURI MTN 1827D 05.3.2024	05-Mar-2024	40	3.970	NR(LT)
UJ190033	JELAS PURI MTN 2192D 05.3.2025	05-Mar-2025	60	3.970	NR(LT)
UK190032	JELAS PURI MTN 2557D 05.3.2026	05-Mar-2026	167	3.970	NR(LT)

REGISTRATION CODE	201301023282 (1053111D)				
ISSUER NAME	<b>Jimah East Power Sdn Berhad</b>				
INDUSTRY	INFRASTRUCTURES AND UTILITIES				
PROFILE	Incorporated in July 2013, Jimah East Power Sdn Berhad ("JEP") is a project company established to build and operate a new coal-fired power plant with a net capacity of 2,000-megawatt ("MW") in Kuala Sg Sepang, Mukim Jimah, Negeri Sembilan. The company is owned by the national utility giant, Tenaga Nasional Berhad ("TNB") and Mitsui & Co., Ltd, through 3B Power Sdn Berhad, with a stake of 70% and 30% respectively. On 22 July 2014, JEP entered into a Power Purchase Agreement ("PPA") to sell electricity generated to TNB for 25 years commencing from the scheduled commercial operation date of its first generating unit ("SCOD1") on 15 November 2018. A supplemental PPA was executed on 26 August 2015 to defer the project completion date, with the revised SCOD1 now falling on 15 June 2019.				
FACILITY/BOND CODE	FACILITY/BOND NAME	MATURITY DATE	O/S AMT (MYR Mil)	CPN RATE (%)	RATING
201500054	JEP RM8.98 BILLION SUKUK MURABAHAH	03-Dec-2038	8,815		
VK150286	JEP IMTN 5.150% 03.06.2022 - Tranche 3	03-Jun-2022	95	5.150	AA- IS
VK150287	JEP IMTN 5.170% 02.12.2022 - Tranche 4	02-Dec-2022	145	5.170	AA- IS
VL150288	JEP IMTN 5.220% 02.06.2023 - Tranche 5	02-Jun-2023	80	5.220	AA- IS
VL150289	JEP IMTN 5.270% 04.12.2023 - Tranche 6	04-Dec-2023	130	5.270	AA- IS
VM150290	JEP IMTN 5.350% 04.06.2024 - Tranche 7	04-Jun-2024	125	5.350	AA- IS
VM150291	JEP IMTN 5.400% 04.12.2024 - Tranche 8	04-Dec-2024	175	5.400	AA- IS
VN150292	JEP IMTN 5.420% 04.06.2025 - Tranche 9	04-Jun-2025	100	5.420	AA- IS
VN150293	JEP IMTN 5.450% 04.12.2025 - Tranche 10	04-Dec-2025	165	5.450	AA- IS
VO150294	JEP IMTN 5.520% 04.06.2026 - Tranche 11	04-Jun-2026	130	5.520	AA- IS
VO150295	JEP IMTN 5.560% 04.12.2026 - Tranche 12	04-Dec-2026	155	5.560	AA- IS
VP150296	JEP IMTN 5.590% 04.06.2027 - Tranche 13	04-Jun-2027	115	5.590	AA- IS
VP150297	JEP IMTN 5.620% 03.12.2027 - Tranche 14	03-Dec-2027	170	5.620	AA- IS
VQ150298	JEP IMTN 5.650% 02.06.2028 - Tranche 15	02-Jun-2028	130	5.650	AA- IS
VQ150299	JEP IMTN 5.680% 04.12.2028 - Tranche 16	04-Dec-2028	240	5.680	AA- IS
VR150300	JEP IMTN 5.740% 04.06.2029 - Tranche 17	04-Jun-2029	290	5.740	AA- IS
VR150301	JEP IMTN 5.770% 04.12.2029 - Tranche 18	04-Dec-2029	365	5.770	AA- IS

FACILITY/BOND CODE	FACILITY/BOND NAME	MATURITY DATE	O/S AMT (MYR Mil)	CPN RATE (%)	RATING
VS150302	JEP IMTN 5.790% 04.06.2030 - Tranche 19	04-Jun-2030	275	5.790	AA- IS
VS150303	JEP IMTN 5.820% 04.12.2030 - Tranche 20	04-Dec-2030	360	5.820	AA- IS
VT150304	JEP IMTN 5.850% 04.06.2031 - Tranche 21	04-Jun-2031	320	5.850	AA- IS
VT150305	JEP IMTN 6.200% 04.12.2031 - Tranche 22	04-Dec-2031	360	6.200	AA- IS
VU150306	JEP IMTN 6.240% 04.06.2032 - Tranche 23	04-Jun-2032	315	6.240	AA- IS
VU150307	JEP IMTN 6.280% 03.12.2032 - Tranche 24	03-Dec-2032	350	6.280	AA- IS
VV150308	JEP IMTN 6.320% 03.06.2033 - Tranche 25	03-Jun-2033	265	6.320	AA- IS
VV150309	JEP IMTN 6.360% 02.12.2033 - Tranche 26	02-Dec-2033	310	6.360	AA- IS
VW150310	JEP IMTN 6.400% 02.06.2034 - Tranche 27	02-Jun-2034	330	6.400	AA- IS
VW150311	JEP IMTN 6.440% 04.12.2034 - Tranche 28	04-Dec-2034	395	6.440	AA- IS
VX150312	JEP IMTN 6.480% 04.06.2035 - Tranche 29	04-Jun-2035	295	6.480	AA- IS
VX150313	JEP IMTN 6.520% 04.12.2035 - Tranche 30	04-Dec-2035	365	6.520	AA- IS
VY150314	JEP IMTN 6.560% 04.06.2036 - Tranche 31	04-Jun-2036	330	6.560	AA- IS
VY150315	JEP IMTN 6.600% 04.12.2036 - Tranche 32	04-Dec-2036	410	6.600	AA- IS
VZ150316	JEP IMTN 6.640% 04.06.2037 - Tranche 33	04-Jun-2037	325	6.640	AA- IS
VZ150317	JEP IMTN 6.680% 04.12.2037 - Tranche 34	04-Dec-2037	430	6.680	AA- IS
VZ150318	JEP IMTN 6.720% 04.06.2038 - Tranche 35	04-Jun-2038	375	6.720	AA- IS
VZ150319	JEP IMTN 6.760% 03.12.2038 - Tranche 36	03-Dec-2038	395	6.760	AA- IS

<b>REGISTRATION CODE</b>	200301027700 (630120H)				
<b>ISSUER NAME</b>	<b>Jimah Energy Ventures Sdn Berhad</b>				
<b>INDUSTRY</b>	INFRASTRUCTURES AND UTILITIES				
<b>PROFILE</b>	<p>Incorporated on 2 October 2003, Jimah Energy Ventures Sdn Bhd ("JEV") is principally involved in the generation of electricity. JEV is wholly owned by Jimah Energy Ventures Holdings Sdn Bhd, which in turn is owned by four corporations: Jimah Teknik Sdn Bhd, Jimah O&amp;M Sdn Bhd, Tenaga Nasional Berhad ("TNB") and Menteri Besar Incorporated of Negeri Sembilan. As an independent power producer, JEV owns and operates a 1,400-megawatt ("MW") coal-fired power plant and related infrastructure in Port Dickson, Negeri Sembilan. JEV's coal-fired power plant consists of two 700-MW capacity coal-fired generating units, which were successfully commissioned on 1 January 2009 and 1 July 2009 respectively. Based on the Power Purchase Agreement ("PPA") inked between TNB and JEV, JEV will sell generating capacity and electrical energy to TNB for 25 years, up to 31 December 2033.</p>				
FACILITY/BOND CODE	FACILITY/BOND NAME	MATURITY DATE	O/S AMT (MYR Mil)	CPN RATE (%)	RATING
200500032	JEV RM4847M IMTN	05-May-2025	460		
VS070348	JEV IMTN 0% 12.05.2022	12-May-2022	30	9.450	AA3
VR080770	JEV IMTN 0% 12.05.2022	12-May-2022	20	9.600	AA3
VS070901	JEV IMTN 0% 12.05.2022	12-May-2022	60	9.500	AA3
VS070902	JEV IMTN 0% 11.11.2022	11-Nov-2022	60	9.550	AA3
VS080771	JEV IMTN 0% 11.11.2022	11-Nov-2022	20	9.650	AA3
VT070349	JEV IMTN 0% 11.11.2022	11-Nov-2022	30	9.500	AA3
VT070903	JEV IMTN 0% 12.05.2023	12-May-2023	60	9.600	AA3
VS080772	JEV IMTN 0% 12.05.2023	12-May-2023	20	9.700	AA3
VT080773	JEV IMTN 0% 10.11.2023	10-Nov-2023	20	9.750	AA3
VT070904	JEV IMTN 0% 10.11.2023	10-Nov-2023	60	9.650	AA3
VT080774	JEV IMTN 0% 10.05.2024	10-May-2024	40	9.800	AA3
VU080775	JEV IMTN 0% 12.11.2024	12-Nov-2024	40	9.850	AA3

REGISTRATION CODE	9920020				
ISSUER NAME	<b>Johor Corporation</b>				
INDUSTRY	PUBLIC FINANCE				
PROFILE	Johor Corporation ("JCorp"), formerly known as the Johor State Economic Development Corporation, was established in 1968 as a public enterprise and a statutory body via Johor Enactment No. 4 1968 (as amended under Enactment No. 5 1995) by the Johor State Government. JCorp, as the investment arm of the Johor state government, plays a critical role in developing Johor's economy and was responsible for the creation of the industrial township in south east Johor, Pasir Gudang. As a state investment corporation, JCorp's core businesses encompass the palm oil business, food and fast food restaurant chains, healthcare services, hospitality, property management and intrapreneur ventures. JCorp assumed its present name in 1995.				
FACILITY/BOND CODE	FACILITY/BOND NAME	MATURITY DATE	O/S AMT (MYR Mil)	CPN RATE (%)	RATING
201200029	JCORP 11 YEARS RM3.0 BILLION SUKUK WAKALAH	14-Jun-2023	1,800		
VN120195	JOHORCORP IMTN 3.840% 14.06.2022	14-Jun-2022	1,800	3.840	NR(LT)

REGISTRATION CODE	199201021890 (253394D)				
ISSUER NAME	<b>Johor Port Berhad</b>				
INDUSTRY	INFRASTRUCTURES AND UTILITIES				
PROFILE	Located at the South-Eastern tip of Malaysia, Johor Port Berhad is an integrated multi-purpose facility founded in 1973. With its strategic location in the Pasir Gudang Industrial Estate, it is the first port in Malaysia to be accorded with the Free Zone Status and it is also the world's largest palm oil terminal. It provides a wide range of port services to meet the individual needs of its customers specialising in Petrochemicals, Engineering, Furniture, Telecommunications, Electronic Goods and Food products, among others.				
FACILITY/BOND CODE	FACILITY/BOND NAME	MATURITY DATE	O/S AMT (MYR Mil)	CPN RATE (%)	RATING
201700063	JOHOR PORT RM1.0 BILLION IMTN UNRATED SUKUK MURABAHAH	05-Oct-2037	750		
VI170284	JPB IMTN Floating rate 05.10.2022	05-Oct-2022	250	3.480	NR(LT)
VK170320	JPB IMTN Floating Rate 04.10.2024	04-Oct-2024	50	3.720	NR(LT)
VK170285	JPB IMTN Floating Rate 04.10.2024	04-Oct-2024	200	3.720	NR(LT)
VN170321	JPB IMTN Floating Rate 20.10.2027	20-Oct-2027	200	3.880	NR(LT)
VN180136	JPB IMTN Floating Rate 20.10.2027	20-Oct-2027	50	3.870	NR(LT)

<b>REGISTRATION CODE</b>	200001015957 (518564T)				
<b>ISSUER NAME</b>	<b>Kapar Energy Ventures Sdn Berhad</b>				
<b>INDUSTRY</b>	INFRASTRUCTURES AND UTILITIES				
<b>PROFILE</b>	Incorporated on 29 June 2000, Kapar Energy Ventures Sdn Bhd ("KEV") is principally involved in the generation of electricity. Tenaga Nasional Berhad ("TNB") has a 60% shareholding in KEV while Malakoff Corporation Berhad holds the remaining 40% shares. As an independent power producer, KEV owns and operates Stesen Janaelektrik Sultan Salahuddin Abdul Aziz, which is located in Kapar, Selangor. The 2,420-megawatt multi-fuel thermal power station has four generating facilities that are capable of running on coal, natural gas or medium-fuel oil. Under the Power Purchase Agreement ("PPA") inked between TNB and KEV, KEV is required to supply electricity to TNB for 25 years beginning 1 July 2004.				
<b>FACILITY/BOND CODE</b>	<b>FACILITY/BOND NAME</b>	<b>MATURITY DATE</b>	<b>O/S AMT (MYR Mil)</b>	<b>CPN RATE (%)</b>	<b>RATING</b>
201300053	KAPAR ENERGY RM2.0B SUKUK IJARAH	03-Jul-2026	690		
VM130204	KEVSB IMTN 4.630% 05.07.2022	05-Jul-2022	110	4.630	AA+ IS
VN130205	KEVSB IMTN 4.710% 05.07.2023	05-Jul-2023	110	4.710	AA+ IS
VO130206	KEVSB IMTN 4.790% 05.07.2024	05-Jul-2024	150	4.790	AA+ IS
VP130207	KEVSB IMTN 4.870% 04.07.2025	04-Jul-2025	160	4.870	AA+ IS
VQ130208	KEVSB IMTN 4.950% 03.07.2026	03-Jul-2026	160	4.950	AA+ IS

<b>REGISTRATION CODE</b>	198001002893 (056677A)				
<b>ISSUER NAME</b>	<b>Kedah Cement Sdn Berhad (fka Lafarge Cement Sdn Bhd)</b>				
<b>INDUSTRY</b>	INDUSTRIAL PRODUCTS				
<b>PROFILE</b>	Incorporated in 1980, Kedah Cement Sdn Berhad ("KCSB"), formerly known as Lafarge Cement Sdn Bhd, is based in Pulau Langkawi, Kedah. It is a subsidiary of Malayan Cement Bhd ("Malayan Cement") which is 77% owned by YTL Cement Berhad. Malayan Cement conducts its entire cement sales through KCSB. KCSB's business operations are to manufacture and sell cement, clinker and other related products.				
<b>FACILITY/BOND CODE</b>	<b>FACILITY/BOND NAME</b>	<b>MATURITY DATE</b>	<b>O/S AMT (MYR Mil)</b>	<b>CPN RATE (%)</b>	<b>RATING</b>
201700001	LCSB MYR500.0 MILLION SUKUK WAKALAH PROGRAMME	12-Jan-2024	500		
VG190116	LCSB IMTN 5.060% 08.07.2022	08-Jul-2022	100	5.060	AA3
VG200001	LCSB IMTN 4.600% 13.01.2023	13-Jan-2023	180	4.600	AA3
VG200124	LCSB IMTN 4.550% 07.07.2023	07-Jul-2023	120	4.550	AA3
VG200338	LCSB IMTN 4.400% 11.12.2023	11-Dec-2023	100	4.400	AA3



REGISTRATION CODE	197301002193 (015678H)				
ISSUER NAME	<b>Kenanga Investment Bank Berhad</b>				
INDUSTRY	FINANCIAL SERVICES				
PROFILE	Formerly known as K & N Kenanga Sdn Berhad, Kenanga Investment Bank Berhad ("KIBB") is an independent investment bank in Malaysia that specialises in equity broking, investment banking, futures broking, treasury, corporate advisory, Islamic banking, wealth management and investment management. KIBB is wholly-owned by K & N Kenanga Holdings Berhad, a company incorporated on 7 June 1994 and listed on Bursa Malaysia on 8 October 1996.				
FACILITY/BOND CODE	FACILITY/BOND NAME	MATURITY DATE	O/S AMT (MYR Mil)	CPN RATE (%)	RATING
201700030	KIBB RM250.0 MIL TIER 2 SUBORDINATED NOTES PROGRAMME	19-Apr-2047	186		
UN170066	KENINV MTN Tranche 1 3652D 20.4.2027	20-Apr-2027	5	6.250	NR(LT)
UN180019	KENINV MTN Tranche 2 3651D 28.1.2028	28-Jan-2028	10	6.600	NR(LT)
UN180188	KENINV MTN Tranche 3 3653D 18.9.2028	18-Sep-2028	10	6.400	NR(LT)
UN200080	KENINV MTN Tranche 4 3652D 20.3.2030	20-Mar-2030	50	5.250	NR(LT)
UN200170	KENINV MTN Tranche 5 3652D 28.8.2030	28-Aug-2030	47	4.400	NR(LT)
UN210193	KENINV MTN Tranche 6 3652D 28.5.2031	28-May-2031	64	4.480	NR(LT)

REGISTRATION CODE	199301020816 (275554U)				
ISSUER NAME	<b>Kesas Sdn Berhad</b>				
INDUSTRY	INFRASTRUCTURES AND UTILITIES				
PROFILE	Incorporated on 3 September 1993, Kesas Sdn Berhad ("Kesas") is owned by Gamuda Berhad and Perbadanan Kemajuan Negeri Selangor ("PKNS"), via Kesas Holdings Berhad. Kesas, under a Concession Agreement that expires on 18 August 2028, was awarded the right to design, construct, operate and maintain the 35km Shah Alam Expressway ("SAE"), which links Klang, Shah Alam, Sunway, Puchong and Sri Petaling to Kuala Lumpur via the Middle Ring Road 2. The SAE was completed in 1998 and comprises 16 interchanges and 3 toll plazas operating on an "open toll" basis.				
FACILITY/BOND CODE	FACILITY/BOND NAME	MATURITY DATE	O/S AMT (MYR Mil)	CPN RATE (%)	RATING
199600076	KESAS RM625M RCULS	19-Aug-2022	506		
PZ97013H	KESAS 5.000% 19.08.2022 PN	19-Aug-2022	6	5.000	NR(LT)
PZ97014T	KESAS 5.000% 19.08.2022 PN	19-Aug-2022	2	5.000	NR(LT)
PZ97015X	KESAS 5.000% 19.08.2022 PN	19-Aug-2022	4	5.000	NR(LT)
PZ97016W	KESAS 5.000% 19.08.2022 PN	19-Aug-2022	4	5.000	NR(LT)
PZ97017N	KESAS 5.000% 19.08.2022 PN	19-Aug-2022	2	5.000	NR(LT)
PZ97018V	KESAS 5.000% 19.08.2022 PN	19-Aug-2022	1	5.000	NR(LT)
PZ97028Z	KESAS 5.000% 19.08.2022 PN	19-Aug-2022	16	5.000	NR(LT)
PZ97029S	KESAS 5.000% 19.08.2022 PN	19-Aug-2022	5	5.000	NR(LT)
PZ97030V	KESAS 5.000% 19.08.2022 PN	19-Aug-2022	2	5.000	NR(LT)
PZ97031A	KESAS 5.000% 19.08.2022 PN	19-Aug-2022	3	5.000	NR(LT)
PZ97032E	KESAS 5.000% 19.08.2022 PN	19-Aug-2022	1	5.000	NR(LT)
PZ97037T	KESAS 5.000% 19.08.2022 PN	19-Aug-2022	4	5.000	NR(LT)
PZ97039W	KESAS 5.000% 19.08.2022 PN	19-Aug-2022	3	5.000	NR(LT)
PZ97040Z	KESAS 5.000% 19.08.2022 PN	19-Aug-2022	2	5.000	NR(LT)
PZ97041S	KESAS 5.000% 19.08.2022 PN	19-Aug-2022	1	5.000	NR(LT)
PZ98009T	KESAS 5.000% 19.08.2022 PN	19-Aug-2022	1	5.000	NR(LT)

FACILITY/BOND CODE	FACILITY/BOND NAME	MATURITY DATE	O/S AMT (MYR Mil)	CPN RATE (%)	RATING
PZ98010E	KESAS 5.000% 19.08.2022 PN	19-Aug-2022	2	5.000	NR(LT)
PZ98011F	KESAS 5.000% 19.08.2022 PN	19-Aug-2022	1	5.000	NR(LT)
PZ98012Z	KESAS 5.000% 19.08.2022 PN	19-Aug-2022	2	5.000	NR(LT)
PZ98013S	KESAS 5.000% 19.08.2022 PN	19-Aug-2022	2	5.000	NR(LT)
PZ98014H	KESAS 5.000% 19.08.2022 PN	19-Aug-2022	2	5.000	NR(LT)
PZ98015T	KESAS 5.000% 19.08.2022 PN	19-Aug-2022	1	5.000	NR(LT)
PZ98016X	KESAS 5.000% 19.08.2022 PN	19-Aug-2022	2	5.000	NR(LT)
PZ98017W	KESAS 5.000% 19.08.2022 PN	19-Aug-2022	1	5.000	NR(LT)
PZ98018N	KESAS 5.000% 19.08.2022 PN	19-Aug-2022	21	5.000	NR(LT)
PZ98020H	KESAS 5.000% 19.08.2022 PN	19-Aug-2022	1	5.000	NR(LT)
PZ98021T	KESAS 5.000% 19.08.2022 PN	19-Aug-2022	3	5.000	NR(LT)
PZ98022X	KESAS 5.000% 19.08.2022 PN	19-Aug-2022	6	5.000	NR(LT)
PZ98023W	KESAS 5.000% 19.08.2022 PN	19-Aug-2022	3	5.000	NR(LT)
PZ98024N	KESAS 5.000% 19.08.2022 PN	19-Aug-2022	1	5.000	NR(LT)
PZ98027E	KESAS 5.000% 19.08.2022 PN	19-Aug-2022	1	5.000	NR(LT)
PZ98028F	KESAS 5.000% 19.08.2022 PN	19-Aug-2022	4	5.000	NR(LT)
PZ98031V	KESAS 5.000% 19.08.2022 PN	19-Aug-2022	1	5.000	NR(LT)
PZ98032A	KESAS 5.000% 19.08.2022 PN	19-Aug-2022	2	5.000	NR(LT)
PZ98060V	KESAS 5.000% 19.08.2022 PN	19-Aug-2022	1	5.000	NR(LT)
PZ98063F	KESAS 5.000% 19.08.2022 PN	19-Aug-2022	2	5.000	NR(LT)
PZ98064Z	KESAS 5.000% 19.08.2022 PN	19-Aug-2022	13	5.000	NR(LT)
PZ99005E	KESAS 5.000% 19.08.2022 PN	19-Aug-2022	14	5.000	NR(LT)
PZ99006F	KESAS 5.000% 19.08.2022 PN	19-Aug-2022	4	5.000	NR(LT)
PZ95056S	KESAS 5.000% 19.08.2022 PN	19-Aug-2022	72	5.000	NR(LT)
PZ95057H	KESAS 5.000% 19.08.2022 PN	19-Aug-2022	2	5.000	NR(LT)
PZ95058T	KESAS 5.000% 19.08.2022 PN	19-Aug-2022	7	5.000	NR(LT)
PZ95059X	KESAS 5.000% 19.08.2022 PN	19-Aug-2022	8	5.000	NR(LT)
PZ95060F	KESAS 5.000% 19.08.2022 PN	19-Aug-2022	13	5.000	NR(LT)
PZ95061Z	KESAS 5.000% 19.08.2022 PN	19-Aug-2022	8	5.000	NR(LT)
PZ95062S	KESAS 5.000% 19.08.2022 PN	19-Aug-2022	16	5.000	NR(LT)
PZ95063H	KESAS 5.000% 19.08.2022 PN	19-Aug-2022	16	5.000	NR(LT)
PZ95064T	KESAS 5.000% 19.08.2022 PN	19-Aug-2022	9	5.000	NR(LT)
PZ95065X	KESAS 5.000% 19.08.2022 PN	19-Aug-2022	6	5.000	NR(LT)
PZ95066W	KESAS 5.000% 19.08.2022 PN	19-Aug-2022	3	5.000	NR(LT)
PZ95067N	KESAS 5.000% 19.08.2022 PN	19-Aug-2022	10	5.000	NR(LT)
PZ95068V	KESAS 5.000% 19.08.2022 PN	19-Aug-2022	7	5.000	NR(LT)
PZ95069A	KESAS 5.000% 19.08.2022 PN	19-Aug-2022	4	5.000	NR(LT)



FACILITY/BOND CODE	FACILITY/BOND NAME	MATURITY DATE	O/S AMT (MYR Mil)	CPN RATE (%)	RATING
PZ95070T	KESAS 5.000% 19.08.2022 PN	19-Aug-2022	8	5.000	NR(LT)
PZ95071X	KESAS 5.000% 19.08.2022 PN	19-Aug-2022	4	5.000	NR(LT)
PZ95072W	KESAS 5.000% 19.08.2022 PN	19-Aug-2022	9	5.000	NR(LT)
PZ96043N	KESAS 5.000% 19.08.2022 PN	19-Aug-2022	7	5.000	NR(LT)
PZ96044W	KESAS 5.000% 19.08.2022 PN	19-Aug-2022	7	5.000	NR(LT)
PZ96045N	KESAS 5.000% 19.08.2022 PN	19-Aug-2022	4	5.000	NR(LT)
PZ96046V	KESAS 5.000% 19.08.2022 PN	19-Aug-2022	7	5.000	NR(LT)
PZ96047A	KESAS 5.000% 19.08.2022 PN	19-Aug-2022	3	5.000	NR(LT)
PZ96048E	KESAS 5.000% 19.08.2022 PN	19-Aug-2022	15	5.000	NR(LT)
PZ96049F	KESAS 5.000% 19.08.2022 PN	19-Aug-2022	8	5.000	NR(LT)
PZ96050W	KESAS 5.000% 19.08.2022 PN	19-Aug-2022	11	5.000	NR(LT)
PZ96051N	KESAS 5.000% 19.08.2022 PN	19-Aug-2022	5	5.000	NR(LT)
PZ96052V	KESAS 5.000% 19.08.2022 PN	19-Aug-2022	7	5.000	NR(LT)
PZ96053A	KESAS 5.000% 19.08.2022 PN	19-Aug-2022	7	5.000	NR(LT)
PZ96054E	KESAS 5.000% 19.08.2022 PN	19-Aug-2022	7	5.000	NR(LT)
PZ96055F	KESAS 5.000% 19.08.2022 PN	19-Aug-2022	3	5.000	NR(LT)
PZ96056Z	KESAS 5.000% 19.08.2022 PN	19-Aug-2022	4	5.000	NR(LT)
PZ96057S	KESAS 5.000% 19.08.2022 PN	19-Aug-2022	11	5.000	NR(LT)
PZ96058H	KESAS 5.000% 19.08.2022 PN	19-Aug-2022	5	5.000	NR(LT)
PZ96059T	KESAS 5.000% 19.08.2022 PN	19-Aug-2022	12	5.000	NR(LT)
PZ96060E	KESAS 5.000% 19.08.2022 PN	19-Aug-2022	6	5.000	NR(LT)
PZ96061F	KESAS 5.000% 19.08.2022 PN	19-Aug-2022	6	5.000	NR(LT)
PZ96062Z	KESAS 5.000% 19.08.2022 PN	19-Aug-2022	2	5.000	NR(LT)
PZ96063S	KESAS 5.000% 19.08.2022 PN	19-Aug-2022	6	5.000	NR(LT)
PZ96064H	KESAS 5.000% 19.08.2022 PN	19-Aug-2022	4	5.000	NR(LT)
PZ96065T	KESAS 5.000% 19.08.2022 PN	19-Aug-2022	4	5.000	NR(LT)
PZ96066X	KESAS 5.000% 19.08.2022 PN	19-Aug-2022	4	5.000	NR(LT)
PZ96067W	KESAS 5.000% 19.08.2022 PN	19-Aug-2022	5	5.000	NR(LT)
PZ96068N	KESAS 5.000% 19.08.2022 PN	19-Aug-2022	2	5.000	NR(LT)
201400051	KESAS RM735.0 M IMTN SUKUK MUSHARAKAH	10-Aug-2023	195		
VL140346	KESAS IMTN 4.750% 10.10.2022	10-Oct-2022	90	4.750	AA2
VM140347	KESAS IMTN 4.850% 10.08.2023	10-Aug-2023	105	4.850	AA2

REGISTRATION CODE	199301020767 (275505K)				
ISSUER NAME	<b>Khazanah Nasional Berhad</b>				
INDUSTRY	DIVERSIFIED HOLDINGS				
PROFILE	<p>Incorporated under the Companies Act 1965 on 3 September 1993 as a public limited company, Khazanah Nasional Berhad ("Khazanah") is the Government of Malaysia's ("GoM") strategic investment fund. Khazanah is wholly owned by the Minister of Finance (Incorporated), a body corporate incorporated pursuant to the Minister of Finance (Incorporation) Act, 1957. As the investment arm of GoM, Khazanah plays a crucial role in promoting the nation's economic growth and making strategic investments on behalf of the GoM, which would contribute towards nation-building. Khazanah is also tasked to nurture the development of selected strategic industries in Malaysia. It has investments in a wide spectrum of industries, both in Malaysia and abroad, which include, amongst others, power, telecommunications, banking, automotive, property development, infrastructure, airport management, venture capital and investment holding.</p>				
FACILITY/BOND CODE	FACILITY/BOND NAME	MATURITY DATE	O/S AMT (MYR Mil)	CPN RATE (%)	RATING
200600106	KHAZANAH BOND	30-Dec-2050	9,000		
DS070572	KHAZANAH 0% 15.06.2022	15-Jun-2022	1,000	0.000	NR(LT)
DN120017	KHAZANAH 0% 02.09.2022	02-Sep-2022	1,500	0.000	NR(LT)
DS081080	KHAZANAH 0% 14.08.2023	14-Aug-2023	2,000	0.000	NR(LT)
DS090052	KHAZANAH 0% 20.03.2024	20-Mar-2024	1,500	0.000	NR(LT)
DS090198	KHAZANAH 0% 27.08.2024	27-Aug-2024	1,000	0.000	NR(LT)
DS120018	KHAZANAH 0% 12.10.2027	12-Oct-2027	1,000	0.000	NR(LT)
DX120016	KHAZANAH 0% 03.09.2032	03-Sep-2032	1,000	0.000	NR(LT)
202000003	KHAZANAH RM2.901 BILLION MTN	30-Jan-2040	2,901		
UX200033	KHAZANAH MTN 7305D 30.1.2040	30-Jan-2040	2,901	4.137	NR(LT)

REGISTRATION CODE	200801040857 (842208H)				
ISSUER NAME	<b>Kimanis Power Sdn Berhad</b>				
INDUSTRY	INFRASTRUCTURES AND UTILITIES				
PROFILE	Incorporated on 22 December 2008, Kimanis Power Sdn Berhad ("Kimanis") is a 60:40 joint venture between PETRONAS Gas Berhad ("PGB") and NRG Consortium (Sabah) Sdn Bhd ("NRG") to design, build, own, operate and maintain a 285-megawatt combined-cycle gas turbine power plant located at Kimanis Bay, Kota Kinabalu, Sabah. On 16 February 2012, Kimanis signed a 21.3 years Power Purchase Agreement ("PPA") with Sabah Electricity Sdn Bhd that will take effect from the Commercial Operation Date of the plant's first generating block. PGB is a 60.7%-owned subsidiary of Petroliaam Nasional Berhad that is principally involved in the processing and distribution of natural gas while NRG is a wholly-owned subsidiary of Sabah state's investment arm, Yayasan Sabah Group.				
FACILITY/BOND CODE	FACILITY/BOND NAME	MATURITY DATE	O/S AMT (MYR Mil)	CPN RATE (%)	RATING
201200054	KIMANIS RM1.16B SUKUK PROGRAMME	08-Aug-2028	585		
VM130169	KIMANIS IMTN 4.850% 14.06.2022 - Tranche No 27	14-Jun-2022	15	4.850	AA IS
VN120298	KIMANIS IMTN 4.950% 08.08.2022 - Tranche No. 7	08-Aug-2022	70	4.950	AA IS
VN130170	KIMANIS IMTN 4.850% 14.12.2022 - Tranche No 28	14-Dec-2022	15	4.850	AA IS
VN130171	KIMANIS IMTN 4.850% 14.06.2023 - Tranche No 29	14-Jun-2023	5	4.850	AA IS
VO120299	KIMANIS IMTN 5.050% 08.08.2023 - Tranche No. 8	08-Aug-2023	70	5.050	AA IS
VO130172	KIMANIS IMTN 4.850% 14.12.2023 - Tranche No 30	14-Dec-2023	10	4.850	AA IS
VP120300	KIMANIS IMTN 5.100% 08.08.2024 - Tranche No. 9	08-Aug-2024	70	5.100	AA IS
VQ120301	KIMANIS IMTN 5.250% 08.08.2025 - Tranche No. 10	08-Aug-2025	100	5.250	AA IS
VR120302	KIMANIS IMTN 5.300% 07.08.2026 - Tranche No. 11	07-Aug-2026	100	5.300	AA IS
VS120303	KIMANIS IMTN 5.400% 06.08.2027 - Tranche No. 12	06-Aug-2027	70	5.400	AA IS
VT120304	KIMANIS IMTN 5.500% 08.08.2028 - Tranche No. 13	08-Aug-2028	60	5.500	AA IS

REGISTRATION CODE	200901023978 (867077X)				
ISSUER NAME	<b>Kimlun Corporation Berhad</b>				
INDUSTRY	CONSTRUCTION AND ENGINEERING				
PROFILE	Kimlun Corporation Berhad was incorporated as an investment holding company on 04 August 2009 and was subsequently listed on the Main Market of Bursa Malaysia on 29 June 2010. Its group's businesses are divided into three different segments, namely engineering and construction services, concrete products manufacturing and property development.				
FACILITY/BOND CODE	FACILITY/BOND NAME	MATURITY DATE	O/S AMT (MYR Mil)	CPN RATE (%)	RATING
202100057	KIMLUN CORPORATION BERHAD- ISLAMIC CP PROGRAMME (7YRS) & ISLAMIC MTN PROGRAMME (PERPETUAL) COMBINED LIMIT OF UP TO RM800MIL IN NOMINAL VALUE	31-Dec-2121	78		
SE210213	KIMLUN ICP 365D 22.12.2022	22-Dec-2022	3	0.000	NR(ST)
VG210394	KIMLUN IMTN 4.490% 01.11.2024	01-Nov-2024	20	4.490	NR(LT)
VH210393	KIMLUN IMTN 4.870% 31.10.2025	31-Oct-2025	25	4.870	NR(LT)
VI210392	KIMLUN IMTN 5.060% 02.11.2026	02-Nov-2026	30	5.060	NR(LT)

REGISTRATION CODE	201101014155 (942295W)				
ISSUER NAME	<b>Kinabalu Capital Sdn Berhad</b>				
INDUSTRY	ASSET-BACKED SECURITIES				
PROFILE	Kinabalu Capital Sdn Berhad is a special purpose company incorporated on 27 April 2011 to raise financing on behalf of Quill Capita Trust ("QCT") through the issuance of medium term notes. QCT is a Real Estate Investment Trust that is listed on the Main Market of Bursa Malaysia.				
FACILITY/BOND CODE	FACILITY/BOND NAME	MATURITY DATE	O/S AMT (MYR Mil)	CPN RATE (%)	RATING
201700009	KCSB MTN PROGRAMME - ISSUE 2 RM130.0M CLASS A	22-Dec-2036	130		
UK170029	KCSB 2017-MTN-ISSUE 2-TRANCHE 1-R-CLASS A-5Y	06-Mar-2024	130	4.400	AAA

REGISTRATION CODE	201801044034 (1306066K)				
ISSUER NAME	<b>KIP REIT Capital Sdn Berhad</b>				
INDUSTRY	PROPERTY AND REAL ESTATE				
PROFILE	KIP REIT Capital Sdn Berhad ("KIP") was incorporated on 3 December 2018 as a special purpose vehicle to raise fund on behalf of KIP Real Estate Investment Trust ("KIP REIT"). KIP REIT is listed on the Main Market of Bursa Malaysia with investment portfolios that are mainly focused on community-centric retail centres.				
FACILITY/BOND CODE	FACILITY/BOND NAME	MATURITY DATE	O/S AMT (MYR Mil)	CPN RATE (%)	RATING
201900044	KIP REIT CAPITAL RM2.0 BILLION PERPETUAL MTN PROGRAMME	31-Jul-2119	210		
UK190257	KIP REIT CAP MTN FIXED RATE 2557D 31.7.2026	31-Jul-2026	210	4.450	AAA
201900044_1	KIP REIT CAPITAL RM2.0 BILLION PERPETUAL MTN PROGRAMME	31-Jul-2119	100		
UK190258	KIP REIT CAP MTN FLOATING RATE 2557D 31.7.2026	31-Jul-2026	100	3.590	NR(LT)

REGISTRATION CODE	201301039065 (1068888M)				
ISSUER NAME	<b>KL 33 Properties Sdn Berhad</b>				
INDUSTRY	PROPERTY AND REAL ESTATE				
PROFILE	KL 33 Properties Sdn Berhad ("KL 33 Properties") was incorporated on 4 November 2013 as a property investment and holding company. KL 33 Properties owns the 24-storey Menara Prudential office building located within the central business district along Jalan Sultan Ismail, Kuala Lumpur.				
FACILITY/BOND CODE	FACILITY/BOND NAME	MATURITY DATE	O/S AMT (MYR Mil)	CPN RATE (%)	RATING
201700003	KL33 RM97.0M Subordinated Class MTN	13-Jan-2027	72		
UN170004	KL33 MTN Tranche 1 Series 1	13-Jan-2027	60	12.500	NR(LT)
UN170003	KL33 MTN Tranche 1 Series 2	13-Jan-2027	13	12.500	NR(LT)

REGISTRATION CODE	201601011441 (1182372P)				
ISSUER NAME	<b>Konsortium KAJV Sdn Bhd</b>				
INDUSTRY	INFRASTRUCTURES AND UTILITIES				
PROFILE	Konsortium KAJV Sdn Bhd ("KAJV") was incorporated on 5 April 2016 as a single-purpose company to develop a water treatment plant comprising of membrane and conventional technology, intakes, service tank, installation of raw water and clean water pipes, retrofitting and other works for the Kuala Terengganu Utara Water Supply Scheme on a Design and Build basis. KAJV is owned by Serba Dinamik Sdn Bhd ("SDHB") (40%), FASK Holding Sdn Bhd ("FASK") (35%) and Mirmas Holding Sdn Bhd ("Mirmas") (25%). SDHB and Mirmas mainly provide operations and maintenance services to the oil and gas, and water industry respectively, while FASK is a financial advisory firm which specialises in water treatment plant matters.				
FACILITY/BOND CODE	FACILITY/BOND NAME	MATURITY DATE	O/S AMT (MYR Mil)	CPN RATE (%)	RATING
201900051	KONSORTIUM KAJV RM1.0B SUKUK WAKALAH PROGRAMME	23-Aug-2033	260		
VG190170	KAJV IMTN 5.25% 13.05.2022	13-May-2022	15	5.250	AA- IS
VG190344	KAJV IMTN 5.25% 13.05.2022	13-May-2022	55	5.250	AA- IS
VG200067	KAJV IMTN 5.35% 12.05.2023	12-May-2023	35	5.350	AA- IS
VG200272	KAJV IMTN6 5.05% 12.05.2023	12-May-2023	40	5.050	AA- IS
VH190343	KAJV IMTN 5.35% 12.05.2023	12-May-2023	10	5.350	AA- IS
VH210116	KAJV IMTN8 5.10% 13.05.2024	13-May-2024	70	5.100	AA- IS
VH200273	KAJV IMTN7 5.10% 13.05.2024	13-May-2024	15	5.100	AA- IS
VI210117	KAJV IMTN9 5.15% 13.05.2025	13-May-2025	20	5.150	AA- IS

REGISTRATION CODE	200101003518 (539274U)				
ISSUER NAME	<b>Konsortium Lebuhraya Utara-Timur (KL) Sdn Berhad</b>				
INDUSTRY	INFRASTRUCTURES AND UTILITIES				
PROFILE	Konsortium Lebuhraya Utara-Timur (KL) Sdn Bhd ("Kesturi") was incorporated on 15 February 2001 and was awarded a 34-year concession to design, construct, operate and maintain the Duta-Ulu Kelang Expressway ("DUKE"). Kesturi is a wholly-owned subsidiary of Nuzen Corporation Sdn Bhd, a joint-venture company between Wira Kristal Sdn Bhd and Malaysian Resources Corporation Bhd ("MRCB"). The 18km-long DUKE links Jalan Ulu Kelang in the east to Jalan Duta in the west, as well as to the Kuala Lumpur-Karak Highway ("Karak Highway") in the north. The DUKE operates an open toll system with three toll plazas – the Batu toll plaza for traffic heading towards Jalan Duta, the Ayer Panas toll plaza for traffic heading to Ulu Kelang and the Sentul toll plaza for traffic heading towards Karak Highway.				
FACILITY/BOND CODE	FACILITY/BOND NAME	MATURITY DATE	O/S AMT (MYR Mil)	CPN RATE (%)	RATING
201300097	KESTURI RM180 MILLION JUNIOR BONDS	01-Dec-2034	180		
PY130067	KESTURI Junior Bonds 11.50% 01.12.2034	01-Dec-2034	180	11.500	A-
201300098	KESTURI RM2,300 MILLION SUKUK MUSHARAKAH	02-Dec-2033	2,150		
VM130299	KESTURI IMTN 4.25% 02.12.2022 - IMTN 4	02-Dec-2022	120	4.250	AA- IS
VN130300	KESTURI IMTN 4.25% 01.12.2023 - IMTN 5	01-Dec-2023	140	4.250	AA- IS
VO130301	KESTURI IMTN 4.75% 02.12.2024 - IMTN 6	02-Dec-2024	160	4.750	AA- IS
VP130302	KESTURI IMTN 4.75% 02.12.2025 - IMTN 7	02-Dec-2025	240	4.750	AA- IS
VQ130303	KESTURI IMTN 4.75% 02.12.2026 - IMTN 8	02-Dec-2026	250	4.750	AA- IS
VR130304	KESTURI IMTN 4.75% 02.12.2027 - IMTN 9	02-Dec-2027	250	4.750	AA- IS
VS130305	KESTURI IMTN 4.75% 01.12.2028 - IMTN 10	01-Dec-2028	230	4.750	AA- IS
VT130306	KESTURI IMTN 4.75% 30.11.2029 - IMTN 11	30-Nov-2029	210	4.750	AA- IS
VU130307	KESTURI IMTN 5.25% 02.12.2030 - IMTN 12	02-Dec-2030	180	5.250	AA- IS
VV130308	KESTURI IMTN 5.25% 02.12.2031 - IMTN 13	02-Dec-2031	150	5.250	AA- IS
VW130309	KESTURI IMTN 5.25% 02.12.2032 - IMTN 14	02-Dec-2032	120	5.250	AA- IS
VX130310	KESTURI IMTN 5.25% 02.12.2033 - IMTN 15	02-Dec-2033	100	5.250	AA- IS

REGISTRATION CODE	201201015336 (988853T)				
ISSUER NAME	<b>Konsortium ProHAWK Sdn Berhad</b>				
INDUSTRY	CONSTRUCTION AND ENGINEERING				
PROFILE	Konsortium Prohawk Sdn Bhd ("ProHawk") is a special purpose vehicle and a 65:35 joint venture company between UEM Group Berhad ("UEM Group") and Najcom Sdn Bhd ("Najcom"). ProHawk is set up to finance, develop, design, construct and commission the 12-storey, 600-bed Women and Children Hospital within Hospital Kuala Lumpur and to carry out asset management services under a 30-year Concession Agreement with the Government of Malaysia ("GoM"). UEM Group, a wholly-owned subsidiary of Khazanah Nasional Berhad, is an integrated engineering-based infrastructure group with businesses in expressways, engineering and construction, township and property development as well as asset and facility management. Meanwhile, Najcom is involved in construction and information technology businesses.				
FACILITY/BOND CODE	FACILITY/BOND NAME	MATURITY DATE	O/S AMT (MYR Mil)	CPN RATE (%)	RATING
201300050	KONSORTIUM PROHAWK SDN BHD - RM900m NOMINAL VALUE SUKUK MURABAHAH PROGRAMME	28-Jun-2033	730		
VL140405	K-PROHAWK IMTN 5.000% 22.06.2022	22-Jun-2022	25	5.000	AA2
VL140406	K-PROHAWK IMTN 5.020% 22.12.2022	22-Dec-2022	25	5.020	AA2

FACILITY/BOND CODE	FACILITY/BOND NAME	MATURITY DATE	O/S AMT (MYR Mil)	CPN RATE (%)	RATING
VM140407	K-PROHAWK IMTN 5.050% 22.06.2023	22-Jun-2023	30	5.050	AA2
VM140398	K-PROHAWK IMTN 5.080% 22.12.2023	22-Dec-2023	25	5.080	AA2
VN140399	K-PROHAWK IMTN 5.110% 21.06.2024	21-Jun-2024	30	5.110	AA2
VN140400	K-PROHAWK IMTN 5.140% 20.12.2024	20-Dec-2024	30	5.140	AA2
VO140401	K-PROHAWK IMTN 5.170% 20.06.2025	20-Jun-2025	30	5.170	AA2
VO140417	K-PROHAWK IMTN 5.200% 22.12.2025	22-Dec-2025	30	5.200	AA2
VP140418	K-PROHAWK IMTN 5.230% 22.06.2026	22-Jun-2026	35	5.230	AA2
VP140404	K-PROHAWK IMTN 5.260% 22.12.2026	22-Dec-2026	30	5.260	AA2
VQ140160	K-PROHAWK IMTN 5.210% 25.06.2027	25-Jun-2027	30	5.210	AA2
VR140161	K-PROHAWK IMTN 5.240% 24.12.2027	24-Dec-2027	30	5.240	AA2
VR140162	K-PROHAWK IMTN 5.270% 26.06.2028	26-Jun-2028	30	5.270	AA2
VS130351	K-PROHAWK IMTN 5.210% 20.12.2028	20-Dec-2028	30	5.210	AA2
VS140163	K-PROHAWK IMTN 5.320% 26.06.2029	26-Jun-2029	30	5.320	AA2
VT130352	K-PROHAWK IMTN 5.270% 20.12.2029	20-Dec-2029	30	5.270	AA2
VU130353	K-PROHAWK IMTN 5.290% 20.06.2030	20-Jun-2030	30	5.290	AA2
VV130177	K-PROHAWK IMTN 5.240% 27.12.2030	27-Dec-2030	40	5.240	AA2
VV130354	K-PROHAWK IMTN 5.340% 20.06.2031	20-Jun-2031	30	5.340	AA2
VW130178	K-PROHAWK IMTN 5.290% 26.12.2031	26-Dec-2031	40	5.290	AA2
VW130179	K-PROHAWK IMTN 5.310% 28.06.2032	28-Jun-2032	40	5.310	AA2
VX130180	K-PROHAWK IMTN 5.330% 28.12.2032	28-Dec-2032	40	5.330	AA2
VX130181	K-PROHAWK IMTN 5.350% 28.06.2033	28-Jun-2033	40	5.350	AA2



REGISTRATION CODE	197301001526 (015043V)				
ISSUER NAME	<b>Kuala Lumpur Kepong Berhad</b>				
INDUSTRY	PLANTATION AND AGRICULTURE				
PROFILE	Kuala Lumpur Kepong Berhad ("KLK"), a listed entity on the Main Market of Bursa Malaysia, is primarily involved in oil palm and rubber cultivation in Peninsular Malaysia. KLK was formed in 1906 and has also ventured into downstream operations of palm oil including resource-based manufacturing. KLK is mainly owned by Batu Kawan Berhad ("Batu Kawan"), a listed entity on the Main Market of Bursa Malaysia, which is in turn owned by Tan Sri Dato' Seri Lee Oi Hian, KLK's Chief Executive Officer. Batu Kawan's main activities include investment holding and manufacturing of chemical products.				
FACILITY/BOND CODE	FACILITY/BOND NAME	MATURITY DATE	O/S AMT (MYR Mil)	CPN RATE (%)	RATING
201200064	KLK RM1.0 BILLION RINGGIT IMTN PROGRAMME	02-Sep-2022	1,000		
VN120337	KLK IMTN 4.00% 02.09.2022 - Issue No. 1	02-Sep-2022	1,000	4.000	AA1
201500035	KLK RM1.6 BILLION MULTI-CURRENCY IMTN PROGRAMME	12-Aug-2027	1,600		
VN150157	KLK IMTN 4.580% 12.08.2025 - IMTN 1	12-Aug-2025	1,100	4.580	AA1
VN160111	KLK IMTN 4.650% 24.04.2026 - IMTN 2	24-Apr-2026	500	4.650	AA1
201900055	KLK RM2.0 BILLION IMTN SUKUK WAKALAH PROGRAMME	27-Sep-2039	2,000		
VN190188	KLK IMTN 3.75% 27.09.2029 - Tranche 1	27-Sep-2029	1,000	3.750	AA1
VS190189	KLK IMTN 3.95% 27.09.2034 - Tranche 2	27-Sep-2034	1,000	3.950	AA1

REGISTRATION CODE	199601002037 (374383H)				
ISSUER NAME	<b>Kuantan Port Consortium Sdn Berhad</b>				
INDUSTRY	INFRASTRUCTURES AND UTILITIES				
PROFILE	Kuantan Port Consortium Sdn Berhad ("KPC") is the operator of Kuantan Port, a multi-cargo deep seaport strategically located on the eastern seaboard of Peninsular Malaysia facing the South China Sea. Kuantan Port operates throughout the year and is a major container terminal for the east coast region. KPC was awarded a 30 year concessionaire through a Privatisation Agreement to manage, operate and develop Kuantan Port. On 1 June 2015, this agreement was replaced by a new Privatisation Agreement to include the New Deep Water Terminal developed beside Kuantan Port. The new agreement has a period of 30 years, with a further 30-year extension subject to KPC meeting certain obligations to the Government. KPC is jointly owned by IJM Corporation Berhad (60%) and Beibu Gulf Holding (Hong Kong) Co. Ltd. (40%), with the Government of Malaysia having a special rights share.				
FACILITY/BOND CODE	FACILITY/BOND NAME	MATURITY DATE	O/S AMT (MYR Mil)	CPN RATE (%)	RATING
201800018	KPC RM3.0 BILLION UNRATED SUKUK WAKALAH PROGRAMME	30-Apr-2043	1,035		
VH180183	KPC IMTN Floating Rate 29.04.2022 (Tranche 1)	29-Apr-2022	50	3.100	NR(LT)
VI180182	KPC IMTN Floating Rate 02.05.2023 (Tranche 1)	02-May-2023	85	3.150	NR(LT)
VJ180181	KPC IMTN Floating Rate 02.05.2024 (Tranche 1)	02-May-2024	100	3.170	NR(LT)
VK180180	KPC IMTN Floating Rate 02.05.2025 (Tranche 1)	02-May-2025	160	3.190	NR(LT)
VL180179	KPC IMTN Floating Rate 30.04.2026 (Tranche 1)	30-Apr-2026	160	3.210	NR(LT)
VM180236	KPC IMTN FLOATING RATE (TRANCHE 1) 29.01.2027	29-Jan-2027	65	3.220	NR(LT)
VM180178	KPC IMTN Floating Rate 30.04.2027 (Tranche 1)	30-Apr-2027	95	3.230	NR(LT)



FACILITY/BOND CODE	FACILITY/BOND NAME	MATURITY DATE	O/S AMT (MYR Mil)	CPN RATE (%)	RATING
VN180235	KPC IMTN FLOATING RATE (TRANCHE 1) 28.01.2028	28-Jan-2028	160	3.240	NR(LT)
VN190015	KPC IMTN Floating Rate 31.01.2029 (Tranche 1)	31-Jan-2029	30	3.250	NR(LT)
VN190234	KPC IMTN Floating Rate 05.04.2029 (Tranche 1)	05-Apr-2029	80	3.240	NR(LT)
VM200316	KPC IMTN Floating Rate 19.04.2029 (Tranche 1)	19-Apr-2029	50	3.220	NR(LT)

REGISTRATION CODE	197901000128 (0044351D)				
ISSUER NAME	<b>Kulim Technology Park Corporation Sdn Berhad</b>				
INDUSTRY	PROPERTY AND REAL ESTATE				
PROFILE	Kulim Technology Park Corporation Sdn Berhad ("Kulim Tech") was incorporated on 08 January 1979. Kulim Tech is a wholly-owned subsidiary of Perbadanan Kemajuan Negeri Kedah, which in turn, is the subsidiary of the Kedah state government and is ultimately owned by the Government of Malaysia. Kulim Tech is the developer and manager of the Kulim Hi-Tech Park, which is funded by the Government of Malaysia. It is a premier and fully integrated technology park located in Kedah. It also provides a range of services and activities such as clubhouse and golfing facilities, engineering and ICT training services, biotechnology services and medical sterilisation services through its four wholly-owned subsidiaries.				
FACILITY/BOND CODE	FACILITY/BOND NAME	MATURITY DATE	O/S AMT (MYR Mil)	CPN RATE (%)	RATING
202100028	Kulim Tech RM500.0 million 30-YRS IMTN (with sub-limit of RM100.0 million 7-YRS ICP)	25-May-2051	250		
VG210206	KULIM TECH IMTN Floating Rate 24.11.2023	24-Nov-2023	25	3.340	NR(LT)
VG210207	KULIM TECH IMTN Floating Rate 24.05.2024	24-May-2024	25	3.340	NR(LT)
VH210208	KULIM TECH IMTN Floating Rate 25.11.2024	25-Nov-2024	25	3.340	NR(LT)
VH210209	KULIM TECH IMTN Floating Rate 23.05.2025	23-May-2025	25	3.340	NR(LT)
VI210210	KULIM TECH IMTN Floating Rate 25.11.2025	25-Nov-2025	25	3.370	NR(LT)
VI210211	KULIM TECH IMTN Floating Rate 25.05.2026	25-May-2026	25	3.390	NR(LT)
VI210436	KULIM TECH IMTN Floating Rate 25.11.2026	25-Nov-2026	25	3.390	NR(LT)
VJ210437	KULIM TECH IMTN Floating Rate 25.05.2027	25-May-2027	25	3.400	NR(LT)
VJ210438	KULIM TECH IMTN Floating Rate 25.11.2027	25-Nov-2027	25	3.410	NR(LT)
VK210439	KULIM TECH IMTN Floating Rate 24.05.2028	24-May-2028	25	3.420	NR(LT)

REGISTRATION CODE	201601008440 (1179368V)				
ISSUER NAME	<b>KYS Assets Sdn Berhad</b>				
INDUSTRY	TRADING & SERVICES				
PROFILE	KYS Assets Sdn Berhad ("KASB") was incorporated on 14 March 2016 and is wholly-owned by KYS College Sdn Berhad. KASB is a private education provider and manager of education assets and facilities.				
FACILITY/BOND CODE	FACILITY/BOND NAME	MATURITY DATE	O/S AMT (MYR Mil)	CPN RATE (%)	RATING
201600054	KASB RM500.0 MILLION MEDIUM TERM NOTE	08-Dec-2036	100		
UE210058	KASB MTN Tranche 1 Series 11 368D 28.2.2022	28-Feb-2022	25	7.500	NR(LT)
UE210180	KASB MTN Tranche 1 Series 12 367D 09.5.2022	09-May-2022	5	7.000	NR(LT)
UE210241	KASB MTN Tranche 2 Series 5 366D 29.6.2022	29-Jun-2022	30	7.000	NR(LT)
UE210409	KASB MTN Tranche 1 Series 13 367D 12.12.2022	12-Dec-2022	15	7.000	NR(LT)
UE210425	KASB MTN Tranche 1 Series 14 365D 22.12.2022	22-Dec-2022	25	7.500	NR(LT)

REGISTRATION CODE	201501003176 (1128508H)				
ISSUER NAME	<b>Laksana Positif Sdn Berhad</b>				
INDUSTRY	PROPERTY AND REAL ESTATE				
PROFILE	Laksana Positif Sdn Berhad ("Laksana") was established on 22 January 2015 as a wholly-owned subsidiary of IJM Perennial Development Sdn Bhd ("IJM Perennial"), which is involved in the development of The Light City, a large-scale integrated mixed-use waterfront development in Gelugor, Penang. IJM Perennial is a 50:50 joint venture between IJM Corporation Berhad and Perennial Real Estate Holdings Limited.				
FACILITY/BOND CODE	FACILITY/BOND NAME	MATURITY DATE	O/S AMT (MYR Mil)	CPN RATE (%)	RATING
202000006	LAKSANA RM320.0 MILLION MTN PROGRAMME	24-Feb-2040	44		
UJ200039	LAKSANA MTN 2192D 24.2.2026 - Initial MTNs T1-4A	24-Feb-2026	0	4.250	NR(LT)
UI210270	LAKSANA MTN 1664D 24.2.2026-Initial MTNs T2(v)-4A	24-Feb-2026	0	4.250	NR(LT)
UI210269	LAKSANA MTN 1664D 24.2.2026-Initial MTNs T2(v)-3A	24-Feb-2026	0	4.200	NR(LT)
UI210268	LAKSANA MTN 1664D 24.2.2026-Initial MTNs T2(v)-2A	24-Feb-2026	0	4.220	NR(LT)
UI210267	LAKSANA MTN 1664D 24.2.2026-Initial MTNs T2(v)-1A	24-Feb-2026	0	4.200	NR(LT)
UI210254	LAKSANA MTN 1692D 24.2.2026-Initial MTNsT2(iv)-4A	24-Feb-2026	0	4.250	NR(LT)
UI210253	LAKSANA MTN 1692D 24.2.2026-Initial MTNsT2(iv)-3A	24-Feb-2026	0	4.200	NR(LT)
UI210252	LAKSANA MTN 1692D 24.2.2026-Initial MTNsT2(iv)-2A	24-Feb-2026	0	4.220	NR(LT)
UI210251	LAKSANA MTN 1692D 24.2.2026-Initial MTNsT2(iv)-1A	24-Feb-2026	0	4.200	NR(LT)
UI210220	LAKSANA MTN 1720D 24.2.2026-Initial MTNsT2(iii)-4A	24-Feb-2026	0	4.250	NR(LT)
UI210219	LAKSANA MTN 1720D 24.2.2026-Initial MTNsT2(iii)-3A	24-Feb-2026	0	4.200	NR(LT)
UI210218	LAKSANA MTN 1720D 24.2.2026-Initial MTNsT2(iii)-2A	24-Feb-2026	0	4.220	NR(LT)

FACILITY/BOND CODE	FACILITY/BOND NAME	MATURITY DATE	O/S AMT (MYR Mil)	CPN RATE (%)	RATING
UI210217	LAKSANA MTN 1720D 24.2.2026-Initial MTNsT2(iii)-1A	24-Feb-2026	0	4.200	NR(LT)
UI210167	LAKSANA MTN 1754D 24.2.2026-Initial MTNs T2(ii)-4A	24-Feb-2026	0	4.250	NR(LT)
UI210166	LAKSANA MTN 1754D 24.2.2026-Initial MTNs T2(ii)-3A	24-Feb-2026	0	4.200	NR(LT)
UI210165	LAKSANA MTN 1754D 24.2.2026-Initial MTNs T2(ii)-2A	24-Feb-2026	0	4.220	NR(LT)
UI210164	LAKSANA MTN 1754D 24.2.2026-Initial MTNs T2(ii)-1A	24-Feb-2026	0	4.200	NR(LT)
UI210090	LAKSANA MTN 1812D 24.2.2026-Initial MTNs T2(i)-4A	24-Feb-2026	0	4.250	NR(LT)
UI210089	LAKSANA MTN 1812D 24.2.2026-Initial MTNs T2(i)-3A	24-Feb-2026	0	4.200	NR(LT)
UI210088	LAKSANA MTN 1812D 24.2.2026-Initial MTNs T2(i)-2A	24-Feb-2026	0	4.220	NR(LT)
UI210087	LAKSANA MTN 1812D 24.2.2026-Initial MTNs T2(i)-1A	24-Feb-2026	0	4.200	NR(LT)
UJ200038	LAKSANA MTN 2192D 24.2.2026 - Initial MTNs T1-2A	24-Feb-2026	0	4.220	NR(LT)
UJ200037	LAKSANA MTN 2192D 24.2.2026 - Initial MTNs T1-1A	24-Feb-2026	0	4.200	NR(LT)
UJ200036	LAKSANA MTN 2192D 24.2.2026 - Initial MTNs T1-3A	24-Feb-2026	0	4.200	NR(LT)
UK200043	LAKSANA MTN 2557D 24.2.2027 - Initial MTNs T1-4B	24-Feb-2027	8	4.250	NR(LT)
UK200042	LAKSANA MTN 2557D 24.2.2027 - Initial MTNs T1-3B	24-Feb-2027	8	4.200	NR(LT)
UK200041	LAKSANA MTN 2557D 24.2.2027 - Initial MTNs T1-2B	24-Feb-2027	8	4.240	NR(LT)
UK200040	LAKSANA MTN 2557D 24.2.2027 - Initial MTNs T1-1B	24-Feb-2027	8	4.210	NR(LT)
UJ210274	LAKSANA MTN 2029D 24.2.2027-Initial MTNs T2(v)-4B	24-Feb-2027	1	4.250	NR(LT)
UJ210273	LAKSANA MTN 2029D 24.2.2027-Initial MTNs T2(v)-3B	24-Feb-2027	1	4.200	NR(LT)
UJ210272	LAKSANA MTN 2029D 24.2.2027-Initial MTNs T2(v)-2B	24-Feb-2027	1	4.240	NR(LT)
UJ210271	LAKSANA MTN 2029D 24.2.2027-Initial MTNs T2(v)-1B	24-Feb-2027	1	4.210	NR(LT)
UJ210258	LAKSANA MTN 2057D 24.2.2027-Initial MTNsT2(iv)-4B	24-Feb-2027	1	4.250	NR(LT)
UJ210257	LAKSANA MTN 2057D 24.2.2027-Initial MTNsT2(iv)-3B	24-Feb-2027	1	4.200	NR(LT)
UJ210256	LAKSANA MTN 2057D 24.2.2027-Initial MTNsT2(iv)-2B	24-Feb-2027	1	4.240	NR(LT)
UJ210255	LAKSANA MTN 2057D 24.2.2027-Initial MTNsT2(iv)-1B	24-Feb-2027	1	4.210	NR(LT)

FACILITY/BOND CODE	FACILITY/BOND NAME	MATURITY DATE	O/S AMT (MYR Mil)	CPN RATE (%)	RATING
UJ210224	LAKSANA MTN 2085D 24.2.2027-Initial MTNsT2(iii)-4B	24-Feb-2027	1	4.250	NR(LT)
UJ210223	LAKSANA MTN 2085D 24.2.2027-Initial MTNsT2(iii)-3B	24-Feb-2027	1	4.200	NR(LT)
UJ210222	LAKSANA MTN 2085D 24.2.2027-Initial MTNsT2(iii)-2B	24-Feb-2027	1	4.240	NR(LT)
UJ210221	LAKSANA MTN 2085D 24.2.2027-Initial MTNsT2(iii)-1B	24-Feb-2027	1	4.210	NR(LT)
UJ210171	LAKSANA MTN 2119D 24.2.2027-Initial MTNs T2(ii)-4B	24-Feb-2027	0	4.250	NR(LT)
UJ210170	LAKSANA MTN 2119D 24.2.2027-Initial MTNs T2(ii)-3B	24-Feb-2027	0	4.200	NR(LT)
UJ210169	LAKSANA MTN 2119D 24.2.2027-Initial MTNs T2(ii)-2B	24-Feb-2027	0	4.240	NR(LT)
UJ210168	LAKSANA MTN 2119D 24.2.2027-Initial MTNs T2(ii)-1B	24-Feb-2027	0	4.210	NR(LT)
UJ210094	LAKSANA MTN 2177D 24.2.2027-Initial MTNs T2(i)-4B	24-Feb-2027	0	4.250	NR(LT)
UJ210093	LAKSANA MTN 2177D 24.2.2027-Initial MTNs T2(i)-3B	24-Feb-2027	0	4.200	NR(LT)
UJ210092	LAKSANA MTN 2177D 24.2.2027-Initial MTNs T2(i)-2B	24-Feb-2027	0	4.240	NR(LT)
UJ210091	LAKSANA MTN 2177D 24.2.2027-Initial MTNs T2(i)-1B	24-Feb-2027	0	4.210	NR(LT)

<b>REGISTRATION CODE</b>	200001015875 (518482H)				
<b>ISSUER NAME</b>	<b>LBS Bina Group Berhad</b>				
<b>INDUSTRY</b>	PROPERTY AND REAL ESTATE				
<b>PROFILE</b>	Established on 29 June 2000 and listed on the Main Market of Bursa Malaysia since 2002, LBS Bina Group Berhad ("LBS Bina") is a property developer that focuses on low- to medium-cost residential development. The company's flagship property development is Bandar Saujana Putra in Puchong. Currently, the property development activities of LBS Bina are mainly located in Kuala Langat and Puchong in Selangor, Batu Pahat in Johor and Cameron Highlands in Pahang.				
FACILITY/BOND CODE	FACILITY/BOND NAME	MATURITY DATE	O/S AMT (MYR Mil)	CPN RATE (%)	RATING
202000016	LBS PERPETUAL SUKUK MUSHARAKAH RM700MILLION	29-Mar-2120	223		
VZ200061	LBS BINA IMTN 6.800% 29.03.2120 (Series1 Tranche1)	29-Mar-2120	130	6.800	NR(LT)
VZ210288	LBS BINA IMTN 6.850% 29.03.2120 (Series2 Tranche1)	29-Mar-2120	93	6.850	NR(LT)

REGISTRATION CODE	198201011456 (091181K)				
ISSUER NAME	<b>LBS Bina Holdings Sdn Berhad</b>				
INDUSTRY	PROPERTY AND REAL ESTATE				
PROFILE	LBS Bina Holdings Sdn Berhad ("LBHSB") is a property development and investment holding company incorporated on 11 October 1982. LBHSB is a wholly-owned subsidiary of LBS Bina Group Berhad ("LBS Bina"), which is listed on the Main Market of Bursa Malaysia. LBS Bina is principally involved in investment holding and provision of management services to its subsidiaries in the group.				
FACILITY/BOND CODE	FACILITY/BOND NAME	MATURITY DATE	O/S AMT (MYR Mil)	CPN RATE (%)	RATING
201800004	LBHSB RM500.0M Sukuk Murabahah Programme	08-Jan-2038	76		
VJ180069	LBS IMTN Tranche 1A 12.02.2024	12-Feb-2024	24	5.350	NR(LT)
VS180233	LBS IMTN Tranche 3A (Series 1) 26.07.2033	26-Jul-2033	39	5.350	NR(LT)
VS180244	LBS IMTN Tranche 3(A)Series 2 26.07.2033	26-Jul-2033	2	5.350	NR(LT)
VS180243	LBS IMTN Tranche 3(B) 26.08.2033	26-Aug-2033	12	5.350	NR(LT)

REGISTRATION CODE	201701019957 (1234122X)				
ISSUER NAME	<b>Leader Energy Sdn Berhad</b>				
INDUSTRY	INFRASTRUCTURES AND UTILITIES				
PROFILE	Leader Energy Sdn Berhad ("LESB") was incorporated on 6 June 2017. LESB is an investment holding company and has power businesses in Malaysia, Cambodia and Vietnam. In Malaysia, LESB has two solar power projects which are located in Kuala Muda, Kedah. These solar power projects, Leader Solar Energy Sdn Berhad and Leader Solar Energy II Sdn Berhad, have a total generating capacity of 49MWac and had achieved their commercial operation dates on 11 October 2018 and 11 February 2020 respectively. LESB is a wholly owned subsidiary of HNG Capital Sdn Berhad, which is mainly involved in the power, metal, hospitality and property segments.				
FACILITY/BOND CODE	FACILITY/BOND NAME	MATURITY DATE	O/S AMT (MYR Mil)	CPN RATE (%)	RATING
202000021	LESB RM260.0 Million ASEAN Green SRI Sukuk Wakalah	16-Jul-2038	255		
VF200127	LESB IMTN 3.500% 18.07.2022 Series 2	18-Jul-2022	10	3.500	AA- IS
VG200128	LESB IMTN 3.700% 17.07.2023 Series 3	17-Jul-2023	15	3.700	AA- IS
VH200129	LESB IMTN 3.850% 16.07.2024 Series 4	16-Jul-2024	15	3.850	AA- IS
VI200130	LESB IMTN 3.950% 16.07.2025 Series 5	16-Jul-2025	15	3.950	AA- IS
VJ200131	LESB IMTN 4.050% 16.07.2026 Series 6	16-Jul-2026	15	4.050	AA- IS
VK200132	LESB IMTN 4.150% 16.07.2027 Series 7	16-Jul-2027	15	4.150	AA- IS
VL200133	LESB IMTN 4.250% 17.07.2028 Series 8	17-Jul-2028	15	4.250	AA- IS
VM200134	LESB IMTN 4.350% 16.07.2029 Series 9	16-Jul-2029	15	4.350	AA- IS
VN200135	LESB IMTN 4.500% 16.07.2030 Series 10	16-Jul-2030	15	4.500	AA- IS
VO200136	LESB IMTN 4.600% 16.07.2031 Series 11	16-Jul-2031	15	4.600	AA- IS
VP200137	LESB IMTN 4.700% 16.07.2032 Series 12	16-Jul-2032	15	4.700	AA- IS
VQ200138	LESB IMTN 4.800% 18.07.2033 Series 13	18-Jul-2033	15	4.800	AA- IS
VR200139	LESB IMTN 4.900% 17.07.2034 Series 14	17-Jul-2034	15	4.900	AA- IS
VS200140	LESB IMTN 5.000% 16.07.2035 Series 15	16-Jul-2035	15	5.000	AA- IS
VT200141	LESB IMTN 5.100% 16.07.2036 Series 16	16-Jul-2036	15	5.100	AA- IS
VU200142	LESB IMTN 5.200% 16.07.2037 Series 17	16-Jul-2037	15	5.200	AA- IS

FACILITY/BOND CODE	FACILITY/BOND NAME	MATURITY DATE	O/S AMT (MYR Mil)	CPN RATE (%)	RATING
VV200143	LESB IMTN 5.300% 16.07.2038 Series 18	16-Jul-2038	20	5.300	AA- IS

REGISTRATION CODE	201501002810 (1128142W)				
ISSUER NAME	<b>Lebuhraya DUKE Fasa 3 Sdn Berhad</b>				
INDUSTRY	INFRASTRUCTURES AND UTILITIES				
PROFILE	Lebuhraya DUKE Fasa 3 Sdn Berhad ("DUKE 3") is a special purpose vehicle incorporated to undertake the design, construction, operations, maintenance, toll collection and financing of the 32.1-km Setiawangsa-Pantai Expressway (formerly known as DUKE Phase 3) under a 53-year and six months concession agreement with the Government of Malaysia. DUKE Phase 3 will link the Middle Ring Road 2 ("MRR2") at Wangsa Maju to the Kerinchi Link on the Federal Highway. DUKE 3 is wholly-owned by Nuzen Corporation Sdn Bhd, an indirect 100%-owned subsidiary of Ekovest Berhad, which is also the concession owner of DUKE Phase 1 and DUKE Phase 2 highways.				
FACILITY/BOND CODE	FACILITY/BOND NAME	MATURITY DATE	O/S AMT (MYR Mil)	CPN RATE (%)	RATING
201600041	LDF3 RM3,640M SUKUK WAKALAH	23-Aug-2039	3,640		
VL160255	LDF3 IMTN 4.940% 23.08.2024	23-Aug-2024	5	4.940	AA- IS
VM160256	LDF3 IMTN 5.040% 22.08.2025	22-Aug-2025	5	5.040	AA- IS
VN160257	LDF3 IMTN 5.140% 21.08.2026	21-Aug-2026	35	5.140	AA- IS
VO160258	LDF3 IMTN 5.240% 23.08.2027	23-Aug-2027	90	5.240	AA- IS
VP160259	LDF3 IMTN 5.340% 23.08.2028	23-Aug-2028	110	5.340	AA- IS
VQ160260	LDF3 IMTN 5.440% 23.08.2029	23-Aug-2029	110	5.440	AA- IS
VR160261	LDF3 IMTN 5.540% 23.08.2030	23-Aug-2030	130	5.540	AA- IS
VS160262	LDF3 IMTN 5.640% 22.08.2031	22-Aug-2031	185	5.640	AA- IS
VT160263	LDF3 IMTN 5.770% 23.08.2032	23-Aug-2032	250	5.770	AA- IS
VU160264	LDF3 IMTN 5.860% 23.08.2033	23-Aug-2033	300	5.860	AA- IS
VV160265	LDF3 IMTN 5.950% 23.08.2034	23-Aug-2034	340	5.950	AA- IS
VW160266	LDF3 IMTN 6.040% 23.08.2035	23-Aug-2035	360	6.040	AA- IS
VX160267	LDF3 IMTN 6.130% 22.08.2036	22-Aug-2036	400	6.130	AA- IS
VY160268	LDF3 IMTN 6.230% 21.08.2037	21-Aug-2037	440	6.230	AA- IS
VZ160269	LDF3 IMTN 6.330% 23.08.2038	23-Aug-2038	440	6.330	AA- IS
VZ160270	LDF3 IMTN 6.430% 23.08.2039	23-Aug-2039	440	6.430	AA- IS

REGISTRATION CODE	200501018592 (700707U)				
ISSUER NAME	<b>Lebuhraya Kajang Seremban Sdn Berhad</b>				
INDUSTRY	INFRASTRUCTURES AND UTILITIES				
PROFILE	Lebuhraya Kajang Seremban Sdn Berhad ("LEKAS") is jointly held in equal proportion by Kaseh Lebuhraya Sdn Bhd ("Kaseh") and IJM Corporation Bhd ("IJM Corp"). LEKAS owns the concession for the Kajang-Seremban Highway ("KSH") for a concession period of 32 years and 6 months, until May 2039. The project to design, construct, operate and maintain KSH was initially awarded to Kaseh but was transferred to LEKAS on 8 November 2006 following Kaseh's funding difficulties. With a total length of 44.3km, KSH serves to connect Kajang, Selangor to Seremban, Negeri Sembilan via townships such as Semenyih, Pajam, Nilai and Mantin. KSH operates on a "closed-toll" basis between the Kajang Ring Road and Setul, and on an "open-toll" basis between Setul and Paroi.				
FACILITY/BOND CODE	FACILITY/BOND NAME	MATURITY DATE	O/S AMT (MYR Mil)	CPN RATE (%)	RATING
200700060	LEKAS RM633M JUNIOR SUKUK ISTISNA	12-Jun-2025	633		
DT070576	LEKAS 0% 12.06.2023	12-Jun-2023	200	0.000	C2
DU070575	LEKAS 0% 12.06.2024	12-Jun-2024	210	0.000	C2
DV070574	LEKAS 0% 12.06.2025	12-Jun-2025	223	0.000	C2
200700080	LEKAS RM240M RCULS	06-Feb-2026	240		
PU090006	LEKAS 7% 06.02.2026	06-Feb-2026	20	7.000	Withdrawn
PU090008	LEKAS 7% 06.02.2026	06-Feb-2026	7	7.000	Withdrawn
PU090009	LEKAS 7.000% 06.02.2026	06-Feb-2026	24	7.000	Withdrawn
PU090032	LEKAS 7.000% 06.02.2026	06-Feb-2026	34	7.000	Withdrawn
PU090036	LEKAS 7.000% 06.02.2026	06-Feb-2026	62	7.000	Withdrawn
PW070026	LEKAS 7.000% 06.02.2026	06-Feb-2026	1	7.000	Withdrawn
PU090020	LEKAS 7.000% 06.02.2026	06-Feb-2026	92	7.000	Withdrawn
201300086	LEKAS RM275.0M RCSIDS	10-Apr-2023	263		
PN130063	LEKAS RCSIDS 7.90% 10.04.2023	10-Apr-2023	263	7.900	NR(LT)

REGISTRATION CODE	100000484				
ISSUER NAME	<b>Lembaga Pembiayaan Perumahan Sektor Awam</b>				
INDUSTRY	FINANCIAL SERVICES				
PROFILE	Lembaga Pembiayaan Perumahan Sektor Awam ("LPPSA") is a statutory body founded on 1 January 2016, under the purview of the Ministry of Finance Malaysia. LPPSA replaces the Housing Loan Division and serves as a sole provider of government home financing for civil servants.				
FACILITY/BOND CODE	FACILITY/BOND NAME	MATURITY DATE	O/S AMT (MYR Mil)	CPN RATE (%)	RATING
201600043	LPPSA RM50.0B GUARANTEED ICP/IMTN PROGRAMME	21-Sep-2066	37,550		
VI170144	LPPSA IMTN 4.170% 15.04.2022 - Tranche No 7	15-Apr-2022	800	4.170	NR(LT)
VI170247	LPPSA IMTN 4.080% 07.09.2022 - Tranche No 14	07-Sep-2022	500	4.080	NR(LT)
VI180132	LPPSA IMTN 4.100% 05.04.2023 - Tranche No 18	05-Apr-2023	300	4.100	NR(LT)
VK160278	LPPSA IMTN 3.830% 21.09.2023 - Tranche No 3	21-Sep-2023	700	3.830	NR(LT)
VI180295	LPPSA IMTN 4.050% 31.10.2023 - Tranche No 22	31-Oct-2023	550	4.050	NR(LT)
VG200296	LPPSA IMTN 2.020% 06.11.2023 - Tranche No 40	06-Nov-2023	450	2.020	NR(LT)
VI190079	LPPSA IMTN 3.870% 11.04.2024 - Tranche No 27	11-Apr-2024	300	3.870	NR(LT)



FACILITY/BOND CODE	FACILITY/BOND NAME	MATURITY DATE	O/S AMT (MYR Mil)	CPN RATE (%)	RATING
VK170145	LPPSA IMTN 4.390% 17.04.2024 - Tranche No 8	17-Apr-2024	500	4.390	NR(LT)
VK170248	LPPSA IMTN 4.280% 06.09.2024 - Tranche No 15	06-Sep-2024	700	4.280	NR(LT)
VK180133	LPPSA IMTN 4.320% 04.04.2025 - Tranche No 19	04-Apr-2025	1,000	4.320	NR(LT)
VK180296	LPPSA IMTN 4.200% 31.10.2025 - Tranche No 23	31-Oct-2025	500	4.200	NR(LT)
VI200297	LPPSA IMTN 2.350% 06.11.2025 - Tranche No 41	06-Nov-2025	500	2.350	NR(LT)
VI210053	LPPSA IMTN 3.070% 25.03.2026 - Tranche No 46	25-Mar-2026	275	3.070	NR(LT)
VK190080	LPPSA IMTN 4.000% 10.04.2026 - Tranche No 28	10-Apr-2026	500	4.000	NR(LT)
VN160279	LPPSA IMTN 4.050% 21.09.2026 - Tranche No 4	21-Sep-2026	700	4.050	NR(LT)
VN170146	LPPSA IMTN 4.580% 16.04.2027 - Tranche No 9	16-Apr-2027	450	4.580	NR(LT)
VK200298	LPPSA IMTN 2.660% 05.11.2027 - Tranche No 42	05-Nov-2027	500	2.660	NR(LT)
VK210054	LPPSA IMTN 3.510% 24.03.2028 - Tranche No 47	24-Mar-2028	515	3.510	NR(LT)
VN180134	LPPSA IMTN 4.540% 05.04.2028 - Tranche No 20	05-Apr-2028	200	4.540	NR(LT)
VK210335	LPPSA IMTN 3.340% 01.09.2028 - Tranche No 54	01-Sep-2028	235	3.340	NR(LT)
VN180297	LPPSA IMTN 4.390% 31.10.2028 - Tranche No 24	31-Oct-2028	550	4.390	NR(LT)
VN190081	LPPSA IMTN 4.060% 11.04.2029 - Tranche No 29	11-Apr-2029	300	4.060	NR(LT)
VL210336	LPPSA IMTN 3.440% 30.08.2029 - Tranche No 55	30-Aug-2029	785	3.440	NR(LT)
VN200005	LPPSA IMTN 3.300% 13.02.2030 - Tranche No 36	13-Feb-2030	235	3.300	NR(LT)
VN210055	LPPSA IMTN 3.850% 25.03.2031 - Tranche No 48	25-Mar-2031	325	3.850	NR(LT)
VS170147	LPPSA IMTN 4.940% 16.04.2032 - Tranche No 10	16-Apr-2032	700	4.940	NR(LT)
VS180135	LPPSA IMTN 4.900% 05.04.2033 - Tranche No 21	05-Apr-2033	1,500	4.900	NR(LT)
VS190082	LPPSA IMTN 4.280% 11.04.2034 - Tranche No 30	11-Apr-2034	300	4.280	NR(LT)
VQ210337	LPPSA IMTN 3.860% 01.09.2034 - Tranche No 56	01-Sep-2034	600	3.860	NR(LT)
VS200006	LPPSA IMTN 3.450% 13.02.2035 - Tranche No 37	13-Feb-2035	665	3.450	NR(LT)
VR210338	LPPSA IMTN 4.000% 30.08.2035 - Tranche No 57	30-Aug-2035	600	4.000	NR(LT)



FACILITY/BOND CODE	FACILITY/BOND NAME	MATURITY DATE	O/S AMT (MYR Mil)	CPN RATE (%)	RATING
VS210056	LPPSA IMTN 4.460% 25.03.2036 - Tranche No 49	25-Mar-2036	600	4.460	NR(LT)
VX160280	LPPSA IMTN 4.620% 19.09.2036 - Tranche No 5	19-Sep-2036	900	4.620	NR(LT)
VX170148	LPPSA IMTN 5.070% 17.04.2037 - Tranche No 11	17-Apr-2037	300	5.070	NR(LT)
VX170249	LPPSA IMTN 5.050% 07.09.2037 - Tranche No 16	07-Sep-2037	1,000	5.050	NR(LT)
VX180298	LPPSA IMTN 4.850% 29.10.2038 - Tranche No 25	29-Oct-2038	900	4.850	NR(LT)
VX190083	LPPSA IMTN 4.580% 11.04.2039 - Tranche No 31	11-Apr-2039	600	4.580	NR(LT)
VV210339	LPPSA IMTN 4.270% 02.09.2039 - Tranche No 58	02-Sep-2039	900	4.270	NR(LT)
VW210340	LPPSA IMTN 4.330% 30.08.2040 - Tranche No 59	30-Aug-2040	200	4.330	NR(LT)
VY190174	LPPSA IMTN 3.690% 18.09.2040 - Tranche No 33	18-Sep-2040	1,300	3.690	NR(LT)
VY200299	LPPSA IMTN 3.820% 06.11.2041 - Tranche No 43	06-Nov-2041	1,500	3.820	NR(LT)
VZ200300	LPPSA IMTN 3.870% 06.11.2042 - Tranche No 44	06-Nov-2042	1,450	3.870	NR(LT)
VZ200301	LPPSA IMTN 3.910% 06.11.2043 - Tranche No 45	06-Nov-2043	1,350	3.910	NR(LT)
VZ190175	LPPSA IMTN 3.770% 15.09.2044 - Tranche No 34	15-Sep-2044	700	3.770	NR(LT)
VZ210057	LPPSA IMTN 4.790% 24.03.2045 - Tranche No 50	24-Mar-2045	765	4.790	NR(LT)
VZ210341	LPPSA IMTN 4.480% 01.09.2045 - Tranche No 60	01-Sep-2045	100	4.480	NR(LT)
VZ210058	LPPSA IMTN 4.810% 23.03.2046 - Tranche No 51	23-Mar-2046	700	4.810	NR(LT)
VZ160281	LPPSA IMTN 4.900% 21.09.2046 - Tranche No 6	21-Sep-2046	800	4.900	NR(LT)
VZ170149	LPPSA IMTN 5.220% 17.04.2047 - Tranche No 12	17-Apr-2047	500	5.220	NR(LT)
VZ170250	LPPSA IMTN 5.260% 06.09.2047 - Tranche No 17	06-Sep-2047	1,000	5.260	NR(LT)
VZ190176	LPPSA IMTN 3.860% 18.09.2048 - Tranche No 35	18-Sep-2048	1,000	3.860	NR(LT)
VZ180299	LPPSA IMTN 5.100% 30.10.2048 - Tranche No 26	30-Oct-2048	500	5.100	NR(LT)
VZ200007	LPPSA IMTN 3.970% 12.02.2049 - Tranche No 38	12-Feb-2049	500	3.970	NR(LT)
VZ190084	LPPSA IMTN 4.800% 09.04.2049 - Tranche No 32	09-Apr-2049	1,000	4.800	NR(LT)
VZ200008	LPPSA IMTN 4.000% 11.02.2050 - Tranche No 39	11-Feb-2050	850	4.000	NR(LT)

FACILITY/BOND CODE	FACILITY/BOND NAME	MATURITY DATE	O/S AMT (MYR Mil)	CPN RATE (%)	RATING
VZ210059	LPPSA IMTN 4.880% 25.03.2050 - Tranche No 52	25-Mar-2050	100	4.880	NR(LT)
VZ210060	LPPSA IMTN 4.910% 24.03.2051 - Tranche No 53	24-Mar-2051	720	4.910	NR(LT)
VZ210342	LPPSA IMTN 4.580% 01.09.2051 - Tranche No 61	01-Sep-2051	580	4.580	NR(LT)

REGISTRATION CODE	202001021598 (1377918D)				
ISSUER NAME	<b>Leong Hup Capital Sdn Berhad</b>				
INDUSTRY	PLANTATION AND AGRICULTURE				
PROFILE	Leong Hup Capital Sdn Berhad ("LHCSB") is the funding vehicle for Leong Hup Agrobusiness Sdn Bhd, a subsidiary of Leong Hup International Berhad, which is one of the largest fully integrated producers of poultry, eggs and livestock feed in Southeast Asia and listed on the Main Market of Bursa Malaysia.				
FACILITY/BOND CODE	FACILITY/BOND NAME	MATURITY DATE	O/S AMT (MYR Mil)	CPN RATE (%)	RATING
202000060	LEONG HUP CAPITAL RM1.0B IMTN SUKUK MUDHARABAH PROGRAMME	20-Dec-2030	300		
VG210221	LHCSB IMTN 14.06.2024 - Tranche 2	14-Jun-2024	34	3.130	NR(LT)
VH210222	LHCSB IMTN 13.06.2025 - Tranche 3	13-Jun-2025	33	3.130	NR(LT)
VI200370	LHCSB IMTN 22.12.2025 - Tranche 1	22-Dec-2025	100	3.220	NR(LT)
VI210223	LHCSB IMTN 15.06.2026 - Tranche 4	15-Jun-2026	33	3.130	NR(LT)

REGISTRATION CODE	199501023849 (353053W)				
ISSUER NAME	<b>Lingkar Trans Kota Sdn Berhad</b>				
INDUSTRY	INFRASTRUCTURES AND UTILITIES				
PROFILE	Lingkar Trans Kota Sdn Bhd ("Littrak") is a wholly-owned subsidiary of Lingkar Trans Kota Holdings Berhad ("Littrak Holdings"), a public listed entity on the Main Market of Bursa Malaysia. Littrak was incorporated on 28 July 1995 and owns the concession for the 40km Lebuhraya Damansara-Puchong ("LDP") until 14 August 2030. LDP links Bandar Sri Damansara in the north, through the Petaling Jaya area and terminates at the South Klang Valley Expressway near Putrajaya. LDP operates on an "open toll" basis with a total of four toll plazas at the Penchala, Petaling Jaya Selatan, Puchong Barat and Puchong Selatan Interchanges. Littrak's parent company, Littrak Holdings, also owns a 50% joint-venture in Sistem Penyuraian Trafik KL Barat Holdings Sdn Bhd ("SPRINT"), the concessionaire for SPRINT Highway, a highway system which consists of Penchala Link, Kerinchi Link and Damansara Link.				
FACILITY/BOND CODE	FACILITY/BOND NAME	MATURITY DATE	O/S AMT (MYR Mil)	CPN RATE (%)	RATING
200800034	Littrak 15yrs RM300.0 million IMTN	14-Apr-2023	200		
VR080388	LITRAK IMTN 0% 15.04.2022	15-Apr-2022	100	5.900	AA2
VS080389	LITRAK IMTN 0% 14.04.2023	14-Apr-2023	100	6.000	AA2
200800035	Littrak 15yrs RM1.145 BILLION IMTN	14-Apr-2023	190		
VR080398	LITRAK IMTN 0% 15.04.2022	15-Apr-2022	100	5.900	AA2
VS080399	LITRAK IMTN 0% 14.04.2023	14-Apr-2023	90	6.000	AA2

REGISTRATION CODE	197201001251 (012890A)				
ISSUER NAME	<b>Lion Corporation Berhad</b>				
INDUSTRY	INDUSTRIAL PRODUCTS				
PROFILE	Incorporated in 1972, Lion Corporation Berhad ("LCB") was formerly a private limited liability company known as Lion (Teck Chiang) Sdn Bhd. It subsequently changed its name to LCB and converted to a public company in 1981. LCB is an investment holding company with subsidiaries chiefly involved in the manufacturing and marketing of steel products. Its main business of manufacturing flat steel products is undertaken by Megasteel Sdn Bhd. In addition, LCB has also ventured into the property segment with the development of a self-contained integrated township known as Mahkota Cheras Project in Kuala Lumpur.				
FACILITY/BOND CODE	FACILITY/BOND NAME	MATURITY DATE	O/S AMT (MYR Mil)	CPN RATE (%)	RATING
200300025	LION CORP RM2.73b 'B' Bonds	29-Dec-2034	1,587		
DK03222E	LION CORP RM717.37M 'B' BONDS 31.12.2009	31-Dec-2031	386	0.000	NR(LT)
DM03223X	LION CORP RM2.012B 'B' BONDS 30.12.2011	29-Dec-2034	1,201	0.000	NR(LT)
200900010	LION CORP RM470.733M RCSLS B	31-Dec-2030	231		
PK090002	LION CORP RM178.769M RCSLS B(b) 7.000% 31.12.2015	31-Dec-2030	88	7.000	NR(LT)
PK090003	LION CORP RM5.13M RCSLS B(c) 4.250% 31.12.2015	31-Dec-2030	3	4.250	NR(LT)
PK090001	LION CORP RM286.834M RCSLS B(a) 5.000% 31.12.2015	31-Dec-2030	141	5.000	NR(LT)

REGISTRATION CODE	200101013258 (549015D)				
ISSUER NAME	<b>Liziz Standaco Sdn Berhad</b>				
INDUSTRY	PROPERTY AND REAL ESTATE				
PROFILE	Liziz Standaco Sdn Berhad ("Liziz") was incorporated on 30 May 2001. Liziz is based in Kota Bharu, Kelantan, and is principally involved in the development of commercial and residential buildings as well as the letting of properties.				
FACILITY/BOND CODE	FACILITY/BOND NAME	MATURITY DATE	O/S AMT (MYR Mil)	CPN RATE (%)	RATING
201800008	LIZIZ RM2.0 BILLION MTN PROGRAMME	26-Jan-2117	520		
UE210106	LIZIZ MTN Tranche 2 Series 12 365D 22.3.2022	22-Mar-2022	68	12.000	NR(LT)
UG190046	LIZIZ MTN Tranche 2 Series 5 1096D 25.3.2022	25-Mar-2022	33	12.000	NR(LT)
UE210225	LIZIZ MTN Tranche 2 Series 13 367D 13.6.2022	13-Jun-2022	28	12.000	NR(LT)
UG190220	LIZIZ MTN Tranche 2 Series 6 1096D 17.6.2022	17-Jun-2022	34	12.000	NR(LT)
UE210286	LIZIZ MTN Tranche 4 Series 3 365D 23.8.2022	23-Aug-2022	20	10.000	NR(LT)
UE210310	LIZIZ MTN Tranche 2 Series 14 365D 13.9.2022	13-Sep-2022	19	12.000	NR(LT)
UG190290	LIZIZ MTN Tranche 2 Series 7 1097D 19.9.2022	19-Sep-2022	28	12.000	NR(LT)
UE210418	LIZIZ MTN Tranche 2 Series 15 365D 13.12.2022	13-Dec-2022	27	12.000	NR(LT)
UG200001	LIZIZ MTN Tranche 2 Series 8 1096D 06.1.2023	06-Jan-2023	27	12.000	NR(LT)
UI180021	LIZIZ MTN Tranche 1 Series 1 1826D 26.1.2023	26-Jan-2023	130	9.450	NR(LT)
UI180020	LIZIZ MTN Tranche 1 Series 2 1826D 30.1.2023	30-Jan-2023	20	9.450	NR(LT)
UI180040	LIZIZ MTN Tranche 3 Series 1 1826D 22.3.2023	22-Mar-2023	29	6.450	NR(LT)

FACILITY/BOND CODE	FACILITY/BOND NAME	MATURITY DATE	O/S AMT (MYR Mil)	CPN RATE (%)	RATING
UI180066	LIZIZ MTN Tranche 3 Series 4 1756D 22.3.2023	22-Mar-2023	9	6.700	NR(LT)
UI180052	LIZIZ MTN Tranche 3 Series 3 1794D 22.3.2023	22-Mar-2023	5	6.450	NR(LT)
UI180048	LIZIZ MTN Tranche 3 Series 2 1807D 22.3.2023	22-Mar-2023	8	6.700	NR(LT)
UG200096	LIZIZ MTN Tranche 2 Series 9 1095D 24.4.2023	24-Apr-2023	10	12.000	NR(LT)
UG200204	LIZIZ MTN Tranche 2 Series 10 1095D 25.9.2023	25-Sep-2023	19	12.000	NR(LT)
UG200268	LIZIZ MTN Tranche 2 Series 11 1095D 30.10.2023	30-Oct-2023	8	12.000	NR(LT)

REGISTRATION CODE	201301015880 (1045713T)				
ISSUER NAME	<b>LYC Mall Sdn Berhad</b>				
INDUSTRY	PROPERTY AND REAL ESTATE				
PROFILE	LYC Mall Sdn Berhad is wholly owned by Low Yat and Sons Realty Sdn Bhd. Its principal activities include property investment, property management and car park operation and management.				
FACILITY/BOND CODE	FACILITY/BOND NAME	MATURITY DATE	O/S AMT (MYR Mil)	CPN RATE (%)	RATING
202000044	LYCM RM500.0 MILLION MTN PROGRAMME	26-Oct-2035	258		
UF200256	LYCM MTN 730D 28.10.2022	28-Oct-2022	13	3.800	NR(LT)
UG200264	LYCM MTN 1094D 27.10.2023	27-Oct-2023	17	3.800	NR(LT)
UH200263	LYCM MTN 1461D 28.10.2024	28-Oct-2024	26	3.800	NR(LT)
UI200262	LYCM MTN 1826D 28.10.2025	28-Oct-2025	30	3.800	NR(LT)
UJ200261	LYCM MTN 2191D 28.10.2026	28-Oct-2026	34	3.800	NR(LT)
UK200260	LYCM MTN 2556D 28.10.2027	28-Oct-2027	34	3.800	NR(LT)
UL200259	LYCM MTN 2921D 27.10.2028	27-Oct-2028	34	3.800	NR(LT)
UM200258	LYCM MTN 3285D 26.10.2029	26-Oct-2029	34	3.800	NR(LT)
UN200257	LYCM MTN 3652D 28.10.2030	28-Oct-2030	40	3.800	NR(LT)

REGISTRATION CODE	200401004611 (643114X)				
ISSUER NAME	<b>MAG Holdings Berhad (fka Xinghe Holdings Berhad)</b>				
INDUSTRY	CONSUMER PRODUCTS				
PROFILE	MAG Holdings Berhad was incorporated on 20 February 2004 and is listed on the ACE Market of Bursa Malaysia. The company is a producer and marketer of high quality edible vegetable oils, i.e. peanut oil, soybean oil and corn oil.				
FACILITY/BOND CODE	FACILITY/BOND NAME	MATURITY DATE	O/S AMT (MYR Mil)	CPN RATE (%)	RATING
201900052	XINGHE RM120.0 MILLION CP/MTN PROGRAMME	23-Aug-2022	1		
UE210404	MAG MTN ST32- 33/T2/2021 258D 23.8.2022	23-Aug-2022	1	1.000	NR(LT)

REGISTRATION CODE	196801000676 (008272D)				
ISSUER NAME	<b>Magnum Corporation Sdn Berhad</b>				
INDUSTRY	TRADING & SERVICES				
PROFILE	Magnum Corporation Sdn Berhad ("MCSB") was incorporated in 1968 and is principally involved in the gaming or the numbers forecasting lottery business. MCSB is the first authorised four digit numbers forecast betting game operator in Malaysia and also the first lottery company to be awarded the World Lottery Association Security Control Standard and ISO/IEC 27001 certifications in Asia. MCSB operates as a subsidiary of Magnum Holdings Sdn Bhd, which is in turn owned by Magnum Berhad, a public limited liability entity that has been listed on the Main Market of Bursa Malaysia since 11 January 1982.				
FACILITY/BOND CODE	FACILITY/BOND NAME	MATURITY DATE	O/S AMT (MYR Mil)	CPN RATE (%)	RATING
201200068	MAGNUM RM1.0B MTN PROGRAMME	14-Sep-2032	950		
UH180182	MAGNUM MTN 1461D 14.9.2022 (Series 12)	14-Sep-2022	125	5.450	NR(LT)
UI170141	MAGNUM MTN 1826D 14.9.2022 (Series 9)	14-Sep-2022	50	5.400	NR(LT)
UI180001	MAGNUM MTN 1826D 05.1.2023 (Series 10)	05-Jan-2023	125	5.450	NR(LT)
UL150070	MAGNUM MTN 2922D 14.9.2023 (Series 7)	14-Sep-2023	50	5.550	NR(LT)
UF210382	MAGNUM MTN 730D 17.11.2023 (Series 20)	17-Nov-2023	15	3.850	NR(LT)
UL160113	MAGNUM MTN 2921D 13.9.2024 (Series 8)	13-Sep-2024	50	5.150	NR(LT)
UI190291	MAGNUM MTN 1827D 13.9.2024 (Series 13)	13-Sep-2024	125	5.160	NR(LT)
UG210383	MAGNUM MTN 1094D 15.11.2024 (Series 21)	15-Nov-2024	15	4.300	NR(LT)
UI200182	MAGNUM MTN 1824D 12.9.2025 (Series 15)	12-Sep-2025	125	3.450	NR(LT)
UH210308	MAGNUM MTN 1459D 12.9.2025 (Series 18)	12-Sep-2025	50	3.610	NR(LT)
UK190292	MAGNUM MTN 2555D 11.9.2026 (Series 14)	11-Sep-2026	60	5.350	NR(LT)
UJ200183	MAGNUM MTN 2191D 14.9.2026 (Series 16)	14-Sep-2026	50	3.700	NR(LT)
UI210309	MAGNUM MTN 1826D 14.9.2026 (Series 19)	14-Sep-2026	50	3.900	NR(LT)
UJ210384	MAGNUM MTN 2191D 17.11.2027 (Series 22)	17-Nov-2027	60	5.230	NR(LT)

REGISTRATION CODE	199101019838 (230149P)				
ISSUER NAME	<b>Mah Sing Group Berhad</b>				
INDUSTRY	PROPERTY AND REAL ESTATE				
PROFILE	Incorporated on 3 December 1991 and listed on the Main Market of Bursa Malaysia, Mah Sing Group Berhad ("Mah Sing") is principally involved in property development, plastic products manufacturing, investment holding operations and the provision of management and property support services. Mah Sing has property development projects across greater Kuala Lumpur, Klang Valley, Iskandar Malaysia, Penang and Kota Kinabalu. Mah Sing's substantial shareholders include Mayang Teratai Sdn Bhd and the Employees Provident Fund Board.				
FACILITY/BOND CODE	FACILITY/BOND NAME	MATURITY DATE	O/S AMT (MYR Mil)	CPN RATE (%)	RATING
201700016	MAH SING RM1.0B PERPETUAL SECURITIES PROGRAMME	02-Apr-2117	650		
PZ170004	MAH SING 6.900% PERPETUAL SECURITIES - SERIES NO 1	02-Apr-2117	650	6.900	NR(LT)
202000013	MAH SING RM1.0 BILLION SUKUK MURABAHAH PROGRAMME	13-Mar-2120	1,000		
VI200047	MAH SING SUKUK MURABAHAH (TRANCHE 1)	13-Mar-2025	600	4.350	NR(LT)
VI210372	MAH SING SUKUK MURABAHAH (TRANCHE 3)	20-Oct-2026	300	4.900	NR(LT)
VK200373	MAH SING CONVERTIBLE SUKUK MURABAHAH (TRANCHE 2)	29-Dec-2027	100	3.000	NR(LT)

REGISTRATION CODE	199601017464 (389815V)				
ISSUER NAME	<b>Maju Expressway Sdn Berhad</b>				
INDUSTRY	INFRASTRUCTURES AND UTILITIES				
PROFILE	Incorporated in 1996 as a public company under the name Konsortium Lapangan Terjaya Berhad ("KLT"), Maju Expressway Sdn Bhd ("MESB") assumed its present name on 10 March 2008 subsequent to the privatisation of KLT on 20 June 1997. MESB owns the 33-year concession to undertake the design, construction, operations and maintenance as well as management of the 26km Maju Expressway ("MEX"), which expires on 6 December 2037. MEX was completed in December 2007 and commenced tolling operations in January 2008. MEX links downtown Kuala Lumpur with Putrajaya and Cyberjaya and operates on an "open-toll" basis with two toll plazas located near the Salak South and Putrajaya Interchanges. MESB is held by Ulimas Sdn Bhd as well as Maju Holdings Sdn Bhd ("Maju Holdings") via its wholly-owned subsidiary Bright Focus Berhad. Maju Holdings is the holding company of the Maju Group, a conglomerate involved in construction, property development, property management, infrastructure, oil & gas, services and manufacturing. The group is under the stewardship of the Group Executive Chairman and founder, Tan Sri Abu Sahid Mohamed.				
FACILITY/BOND CODE	FACILITY/BOND NAME	MATURITY DATE	O/S AMT (MYR Mil)	CPN RATE (%)	RATING
201000021	MEX RM550M IMTN PROGRAMME	15-Jun-2028	250		
VO100164	MEX IMTN 6.550% 15.06.2021 - Tranche No. 7	15-Jun-2022	50	6.550	Withdrawn
VP100165	MEX IMTN 6.700% 15.06.2022 - Tranche No. 8	15-Jun-2022	50	6.700	Withdrawn
VQ100166	MEX IMTN 6.850% 15.06.2023 - Tranche No. 9	15-Jun-2023	50	6.850	Withdrawn
VR100167	MEX IMTN 7.000% 14.06.2024 - Tranche No. 10	14-Jun-2024	50	7.000	Withdrawn
VS100168	MEX IMTN 7.150% 13.06.2025 - Tranche No. 11	13-Jun-2025	50	7.150	Withdrawn

REGISTRATION CODE	201001025089 (909003H)				
ISSUER NAME	<b>Malakoff Power Berhad</b>				
INDUSTRY	INFRASTRUCTURES AND UTILITIES				
PROFILE	<p>Malakoff Power Berhad ("MPower") was incorporated on 22 July 2010 to facilitate Malakoff Corporation Berhad ("Malakoff") Group's corporate restructuring. MPower currently handles the operations and maintenance of several independent power producers ("IPP") of Malakoff, namely Tanjung Bin Power Sdn Bhd, Segari Energy Ventures Sdn Bhd, GB3 Sdn Bhd and Prai Power Sdn Bhd. The four IPPs are the concession-holders for the 2,100-megawatt ("MW") Tanjung Bin coal-fired power plant, the 1,303-MW combined-cycle gas turbine ("CCGT") Lumut power plant, the 640-MW CCGT Lumut GB3 power plant and the 350-MW CCGT Prai power plant, respectively. MPower is a wholly-owned subsidiary of Malakoff, an investment holding company, which, via its stake holdings in 6 IPPs, is involved in the operations and maintenance of power plants that controls roughly 25% of the existing electricity generating capacity in Peninsular Malaysia.</p>				
FACILITY/BOND CODE	FACILITY/BOND NAME	MATURITY DATE	O/S AMT (MYR Mil)	CPN RATE (%)	RATING
201300107	MALAKOFF POW RM5,400 MILLION IMTN PROGRAMME	17-Dec-2031	2,430		
VM130345	MALAKOFF POW IMTN 5.350% 16.12.2022	16-Dec-2022	340	5.350	AA- IS
VN130344	MALAKOFF POW IMTN 5.450% 15.12.2023	15-Dec-2023	320	5.450	AA- IS
VO130343	MALAKOFF POW IMTN 5.550% 17.12.2024	17-Dec-2024	190	5.550	AA- IS
VP130342	MALAKOFF POW IMTN 5.650% 17.12.2025	17-Dec-2025	140	5.650	AA- IS
VQ130341	MALAKOFF POW IMTN 5.750% 17.12.2026	17-Dec-2026	90	5.750	AA- IS
VR130340	MALAKOFF POW IMTN 5.850% 17.12.2027	17-Dec-2027	90	5.850	AA- IS
VS130339	MALAKOFF POW IMTN 5.950% 15.12.2028	15-Dec-2028	270	5.950	AA- IS
VT130338	MALAKOFF POW IMTN 6.050% 17.12.2029	17-Dec-2029	370	6.050	AA- IS
VU130337	MALAKOFF POW IMTN 6.150% 17.12.2030	17-Dec-2030	320	6.150	AA- IS
VV130336	MALAKOFF POW IMTN 6.250% 17.12.2031	17-Dec-2031	300	6.250	AA- IS

REGISTRATION CODE	196001000142 (003813K)				
ISSUER NAME	<b>Malayan Banking Berhad</b>				
INDUSTRY	FINANCIAL SERVICES				
PROFILE	Incorporated on 31 May 1960, Malayan Banking Berhad ("Maybank") has since grown to be the largest domestic banking group in Malaysia. Listed on Bursa Malaysia, Maybank provides an array of financial services including commercial banking, investment banking, stock broking, insurance, takaful, trustee services, offshore banking, asset management and Islamic banking. Apart from its domestic operations, Maybank has also banking operations within the ASEAN countries such as Singapore, Indonesia and the Philippines.				
FACILITY/BOND CODE	FACILITY/BOND NAME	MATURITY DATE	O/S AMT (MYR Mil)	CPN RATE (%)	RATING
201700006_1	MAYBANK PERPETUAL RM30.0B (UPSIZED FROM RM10.0B) SENIOR & SUBORDINATED SUKUK MURABAHAH & ADDITIONAL TIER 1 (AT1) SUKUK MUDHARABAH PROGRAMME	22-Feb-2117	9,700		
VN190017	MAYBANK IMTN 4.630% 31.01.2029	31-Jan-2029	2,000	4.630	AA1
VN200219	MAYBANK IMTN 2.900% 09.10.2030	09-Oct-2030	2,300	2.900	AA1
VP190016	MAYBANK IMTN 4.710% 31.01.2031	31-Jan-2031	1,700	4.710	AA1
VN210314	MAYBANK IMTN 3.410% 05.08.2031	05-Aug-2031	3,000	3.410	AA1
VP200220	MAYBANK IMTN 3.100% 08.10.2032	08-Oct-2032	700	3.100	AA1
201700006_2	MAYBANK PERPETUAL RM30.0B (UPSIZED FROM RM10.0B) SENIOR & SUBORDINATED SUKUK MURABAHAH & ADDITIONAL TIER 1 (AT1) SUKUK MUDHARABAH PROGRAMME	22-Feb-2117	2,800		
VZ190186	MAYBANK IMTN 4.080% PERPETUAL	22-Feb-2117	1,240	4.080	AA3
VZ190187	MAYBANK IMTN 4.130% PERPETUAL	22-Feb-2117	1,560	4.130	AA3



REGISTRATION CODE	199901012192 (487092W)				
ISSUER NAME	<b>Malaysia Airport Holdings Berhad</b>				
INDUSTRY	INFRASTRUCTURES AND UTILITIES				
PROFILE	<p>Malaysia Airport Holdings Berhad ("MAHB") was established as a public limited company in 1991 and it is based in Sepang, Selangor. The company became the first airport operator to be listed in Asia and the sixth in the world when it was listed on the Main Board of Bursa Malaysia in November 1999. The company was granted an exclusive 25-year concession by the Government of Malaysia to manage, operate and maintain Kuala Lumpur International Airport ("KLIA") and all other Malaysian Airports as well as short take-off and landing airports except the Senai International Airport in Johor. In addition, it also provides maintenance and technical services in connection with the operation of airports. Other than aviation-related services, MAHB also operates duty free and non-duty free outlet stores, provides food and beverage services at the airports, manages the Sama-Sama KL International Airport hotel, manages and operates the car park, Free Commercial Zone and southern common amenities at KLIA as well as oil-palm plantations within the vicinity of KLIA.</p>				
FACILITY/BOND CODE	FACILITY/BOND NAME	MATURITY DATE	O/S AMT (MYR Mil)	CPN RATE (%)	RATING
201300064	MAHB RM2.5B SENIOR SUKUK MUSHARAKAH PROGRAMME	06-Sep-2033	700		
VK200302	MAHB IMTN 3.300% 05.11.2027 - Tranche 3	05-Nov-2027	480	3.300	AAA
VN200303	MAHB IMTN 3.600% 06.11.2030 - Tranche 4	06-Nov-2030	220	3.600	AAA
201400062	MAHB RM2.5 BIL SUBORDINATED SUKUK PROGRAMME	14-Dec-2114	1,000		
VZ140395	MAHB Perpetual Subordinated Sukuk 5.75% - Issue 1	14-Dec-2114	1,000	5.750	AA2
202100064	MAHB SENIOR AND PERPETUAL SUKUK WAKALAH PROGRAMME OF RM5.0 BILLION	30-Dec-2120	800		
VI210478	MAHB SENIOR SUKUK WAKALAH 3.870% 30.12.2026	30-Dec-2026	475	3.870	AAA
VK210479	MAHB SENIOR SUKUK WAKALAH 4.140% 29.12.2028	29-Dec-2028	225	4.140	AAA
VN210480	MAHB SENIOR SUKUK WAKALAH 4.250% 30.12.2031	30-Dec-2031	100	4.250	AAA

REGISTRATION CODE	201001022823 (906593U)				
ISSUER NAME	<b>Malaysia Airports Capital Berhad</b>				
INDUSTRY	INFRASTRUCTURES AND UTILITIES				
PROFILE	<p>Malaysia Airports Capital Berhad ("MACB") is wholly owned by Malaysia Airports Holdings Berhad ("MAHB") and has been specially incorporated to undertake a sukuk issuance for the purpose of part financing the construction of the new low cost carrier terminal, officially known as KLIA 2 and to refinance its existing borrowings which were used for Shariah-compliant purposes as well as for MAHB's Shariah-compliant general corporate purposes. MAHB was incorporated as a public limited company when the Malaysian Parliament passed a bill to separate the Department of Civil Aviation into two entities with different spheres of responsibilities. MAHB became the first airport operator to list in Asia and the sixth in the world when it listed its shares on the Main Market of Bursa Malaysia on 30 November 1999. MAHB was granted an exclusive 25-year concession to operate, manage and maintain existing terminals, buildings, runways, roads and car parks of the Kuala Lumpur International Airport ("KLIA") as well as all other Malaysian airports and short take-off and landing airports except the Senai International Airport in Johor. MAHB, through its subsidiaries also operates duty-free and non-duty free outlets as well as the Sama-Sama KL International Airport hotel, provides food and beverage services at the airport, invests in car-park operations, manages the Free Commercial Zone and the southern common amenities and facilities at KLIA as well as oil-palm plantations within the vicinity of KLIA.</p>				
FACILITY/BOND CODE	FACILITY/BOND NAME	MATURITY DATE	O/S AMT (MYR Mil)	CPN RATE (%)	RATING
201000036	MACB RM3.1 BILLION IMTN PROGRAMME	29-Aug-2025	2,100		
VP100408	MACB IMTN 4.680% 16.12.2022 - Tranche No 2	16-Dec-2022	1,500	4.680	AAA (S)
VP120457	MACB IMTN 4.150% 27.12.2024 - Tranche No 3	27-Dec-2024	600	4.150	AAA (S)

REGISTRATION CODE	200201010450 (578113A)				
ISSUER NAME	<b>Malaysia Debt Ventures Berhad</b>				
INDUSTRY	FINANCIAL SERVICES				
PROFILE	<p>Incorporated on 23 April 2002 as a wholly-owned subsidiary of the Minister of Finance (Incorporated) ("MoF"), Malaysia Debt Ventures Berhad ("MDV") is the premier innovative financier and development facilitator for the Information, Communications &amp; Technology ("ICT"), biotechnology, green technology and other emerging technology sectors in Malaysia. MDV was primarily set up to fill the funding gap faced by ICT companies at their growth and expansion stage. These companies had found difficulty in accessing financing from financial institutions or fulfilling their credit criteria. MDV's first fund, totalling RM1.6 billion, was provided by the Government of Japan via the Japan Bank for International Cooperation ("JBIC"), through the Ministry of Finance. The second fund of RM2.5 billion was approved by the MoF in 2007.</p>				
FACILITY/BOND CODE	FACILITY/BOND NAME	MATURITY DATE	O/S AMT (MYR Mil)	CPN RATE (%)	RATING
200800078	MDV RM1.5B IMTN PROGRAMME	26-Sep-2023	500		
VK150001	MDV IMTN 0% 28.01.2022 - TRANCHE NO 5	28-Jan-2022	300	4.370	NR(LT)
VK150320	MDV IMTN 0% 09.12.2022 - TRANCHE NO 6	09-Dec-2022	100	4.620	NR(LT)
VK160034	MDV IMTN 0% 23.03.2023 - Tranche No 7	23-Mar-2023	100	4.320	NR(LT)
201800045	MDV 20YRS RM1.0B IMTN	14-Sep-2038	500		
VN180260	MDV IMTN 4.390% 14.09.2028	14-Sep-2028	230	4.390	NR(LT)
VN190078	MDV IMTN 4.040% 10.04.2029	10-Apr-2029	270	4.040	NR(LT)

REGISTRATION CODE	201601032094 (1203035K)				
ISSUER NAME	<b>Malaysia Rail Link Sdn Berhad</b>				
INDUSTRY	TRANSPORTATION				
PROFILE	Malaysia Rail Link Sdn Bhd ("MRL"), an entity of the Ministry of Finance of Malaysia, was incorporated to manage the implementation of the East Coast Rail Link ("ECRL") project. The ECRL project is a 640km railway connecting the East Coast states in Kelantan, Terengganu and Pahang with Negeri Sembilan, Selangor and Federal Territory of Putrajaya. With a speed of 160km/h, passengers will be able to reduce travelling time between the East and West Coast of Peninsular Malaysia.				
FACILITY/BOND CODE	FACILITY/BOND NAME	MATURITY DATE	O/S AMT (MYR Mil)	CPN RATE (%)	RATING
202000019	MRL RM9.75 BILLION IMTN SUKUK MURABAHAH	04-Jul-2070	5,800		
VI210271	MRL IMTN 2.880% 23.07.2026	23-Jul-2026	400	2.880	NR(LT)
VK210272	MRL IMTN 3.330% 21.07.2028	21-Jul-2028	465	3.330	NR(LT)
VN200115	MRL IMTN 3.130% 05.07.2030	05-Jul-2030	895	3.130	NR(LT)
VN200203	MRL IMTN 2.870% 25.09.2030	25-Sep-2030	200	2.870	NR(LT)
VS200116	MRL IMTN 3.580% 06.07.2035	06-Jul-2035	390	3.580	NR(LT)
VS210273	MRL IMTN 4.120% 23.07.2036	23-Jul-2036	635	4.120	NR(LT)
VS210276	MRL IMTN 4.060% 25.07.2036	25-Jul-2036	500	4.060	NR(LT)
VX200117	MRL IMTN 3.880% 06.07.2040	06-Jul-2040	405	3.880	NR(LT)
VX200204	MRL IMTN 3.750% 25.09.2040	25-Sep-2040	300	3.750	NR(LT)
VX210274	MRL IMTN 4.410% 23.07.2041	23-Jul-2041	500	4.410	NR(LT)
VZ200118	MRL IMTN 4.110% 06.07.2045	06-Jul-2045	310	4.110	NR(LT)
VZ200205	MRL IMTN 3.890% 25.09.2045	25-Sep-2045	300	3.890	NR(LT)
VZ210275	MRL IMTN 4.480% 23.07.2046	23-Jul-2046	500	4.480	NR(LT)

REGISTRATION CODE	197101000213 (007878V)				
ISSUER NAME	<b>Malaysia Steel Works (KL) Berhad</b>				
INDUSTRY	INDUSTRIAL PRODUCTS				
PROFILE	Malaysia Steel Works (KL) Berhad ("Masteel") was incorporated in Malaysia in 1971 and was subsequently listed on the Main Market of Bursa Malaysia on 7 February 2005. Masteel is mainly involved in the manufacturing and marketing of high tensile steel bars, mild steel bars and prime steel billets. Masteel is partly owned by the members of the Tai family through TYY Resources Sdn Bhd and Kemajuan Rekacekap Sdn Bhd.				
FACILITY/BOND CODE	FACILITY/BOND NAME	MATURITY DATE	O/S AMT (MYR Mil)	CPN RATE (%)	RATING
201800057	Seven (7) years IMTN Programme (or "Sukuk Ijarah") to be guaranteed by Danajamin Nasional Berhad of up to RM130 million in nominal value	01-Dec-2025	90		
VH180343	MASTEEL IMTN 5.000% 30.11.2022	30-Nov-2022	40	5.000	AAA IS (FG)
VI180342	MASTEEL IMTN 5.100% 30.11.2023	30-Nov-2023	50	5.100	AAA IS (FG)

REGISTRATION CODE	200401025686 (664194V)				
ISSUER NAME	<b>Malaysian Reinsurance Berhad</b>				
INDUSTRY	FINANCIAL SERVICES				
PROFILE	Malaysian Reinsurance Berhad ("Malaysia Re"), which had commenced operations in 1973 as the country's national reinsurer, is actively involved in underwriting all classes of general reinsurance businesses in the Malaysian market. Malaysian Re is a wholly-owned subsidiary of MNRB Holdings Berhad, a listed entity with subsidiaries that are involved in general reinsurance, takaful and retakaful operations.				
FACILITY/BOND CODE	FACILITY/BOND NAME	MATURITY DATE	O/S AMT (MYR Mil)	CPN RATE (%)	RATING
201500038	RM250.0 MILLION SUBORDINATED MTN PROGRAMME	30-Aug-2030	1		
UN150067	MALAYSIAN RE MTN 3650D 29.8.2025	29-Aug-2025	1	4.950	AA3

REGISTRATION CODE	196801000388 (007994D)				
ISSUER NAME	<b>Malaysian Resources Corporation Berhad</b>				
INDUSTRY	PROPERTY AND REAL ESTATE				
PROFILE	Malaysian Resources Corporation Berhad is an investment holding company listed on the Main Market of Bursa Malaysia. Its subsidiaries are involved in property development and investment, building services, environmental engineering, infrastructure, engineering, and construction.				
FACILITY/BOND CODE	FACILITY/BOND NAME	MATURITY DATE	O/S AMT (MYR Mil)	CPN RATE (%)	RATING
202000027	MRCB RM5.0 BILLION PERPETUAL IMTN SUKUK MURABAHAH	14-Aug-2120	1,400		
VE210126	MRCB20PERP IMTN 3.750% 13.04.2022	13-Apr-2022	200	3.750	AA- IS
VG200169	MRCB20PERP IMTN 3.850% 14.08.2023	14-Aug-2023	250	3.850	AA- IS
VI210369	MRCB20PERP IMTN 4.660% 16.10.2026	16-Oct-2026	200	4.660	AA- IS
VK200170	MRCB20PERP IMTN 4.250% 13.08.2027	13-Aug-2027	200	4.250	AA- IS
VK210370	MRCB20PERP IMTN 5.090% 18.10.2028	18-Oct-2028	300	5.090	AA- IS
VN200171	MRCB20PERP IMTN 4.450% 14.08.2030	14-Aug-2030	150	4.450	AA- IS
VN210371	MRCB20PERP IMTN 5.200% 17.10.2031	17-Oct-2031	100	5.200	AA- IS

REGISTRATION CODE	200701031331 (789358A)				
ISSUER NAME	<b>Manfaat Tetap Sdn Berhad</b>				
INDUSTRY	INFRASTRUCTURES AND UTILITIES				
PROFILE	Manfaat Tetap Sdn Berhad was incorporated on 21 September 2007. It is the funding vehicle for Sistem Lingkaran-Lebuhraya Kajang Sdn Berhad ("SILK"). SILK is the concession holder for the 37-km Kajang Dispersal Link Expressway ("Silk Highway") under the concession agreement executed on 8 October 1997 to finance, design, construct, operate and maintain the Silk Highway for 33 years. The concession period has been extended by a further three years to 36 years, ending on 31 July 2037.				
FACILITY/BOND CODE	FACILITY/BOND NAME	MATURITY DATE	O/S AMT (MYR Mil)	CPN RATE (%)	RATING
200800008	MANFAAT RM752.237M SUKUK MUDHARABAH	25-Jan-2029	458		
DY080001	MANFAAT 0% 25.01.2029	25-Jan-2029	458	3.500	NR(LT)

REGISTRATION CODE	201101032551 (960686V)				
ISSUER NAME	<b>Manjung Island Energy Berhad</b>				
INDUSTRY	INFRASTRUCTURES AND UTILITIES				
PROFILE	Manjung Island Energy Berhad ("MIEB") is a funding conduit set up for the sole purpose of raising funds for the development of TNB Janamanjung Sdn Bhd's ("TNBJ") new 1,000-megawatt supercritical coal-fired power plant on TNBJ's existing site in Manjung, Perak. The Power Purchase Agreement ("PPA") for this new power plant is for a period of 25 years and shall start from the targeted Commercial Operations Date of 31 March 2015. Incorporated on 17 August 1996, TNBJ is wholly owned by Tenaga Nasional Berhad. TNBJ currently owns a 2,100-megawatt coal-fired Sultan Azlan Shah power station with a PPA that will expire on 31 August 2030.				
FACILITY/BOND CODE	FACILITY/BOND NAME	MATURITY DATE	O/S AMT (MYR Mil)	CPN RATE (%)	RATING
201100070	MANJUNG RM3,860M ISLAMIC SECURITIES - SERIES 1	25-Nov-2030	900		
VO110428	MANJUNG IMTN 4.220% 25.11.2022 - Series 1 (7)	25-Nov-2022	100	4.220	AAA
VP110429	MANJUNG IMTN 4.290% 24.11.2023 - Series 1 (8)	24-Nov-2023	100	4.290	AAA
VQ110430	MANJUNG IMTN 4.360% 25.11.2024 - Series 1 (9)	25-Nov-2024	100	4.360	AAA
VR110431	MANJUNG IMTN 4.430% 25.11.2025 - Series 1 (10)	25-Nov-2025	100	4.430	AAA
VS110432	MANJUNG IMTN 4.500% 25.11.2026 - Series 1 (11)	25-Nov-2026	100	4.500	AAA
VT110433	MANJUNG IMTN 4.580% 25.11.2027 - Series 1 (12)	25-Nov-2027	100	4.580	AAA
VU110434	MANJUNG IMTN 4.660% 24.11.2028 - Series 1 (13)	24-Nov-2028	100	4.660	AAA
VV110435	MANJUNG IMTN 4.740% 23.11.2029 - Series 1 (14)	23-Nov-2029	100	4.740	AAA
VW110436	MANJUNG IMTN 4.820% 25.11.2030 - Series 1 (15)	25-Nov-2030	100	4.820	AAA
201100071	MANJUNG RM990M ISLAMIC SECURITIES - SERIES 2	25-Nov-2031	990		
VX110437	MANJUNG IMTN 4.900% 25.11.2031 - Series 2 (1)	25-Nov-2031	990	4.900	AAA (S)

REGISTRATION CODE	199601042262 (414615U)				
ISSUER NAME	<b>Matrix Concepts Holdings Berhad</b>				
INDUSTRY	PROPERTY AND REAL ESTATE				
PROFILE	Matrix Concepts Holdings Berhad ("Matrix") was incorporated in December 1996. It is principally involved in property development, construction, education and hospitality, with property development as its core business. Matrix has a flagship project in Negeri Sembilan which provides a self-contained township, integrated residential, commercial developments and green business parks. Besides that, it has property developments in high growth areas in Malaysia such as Johor and the Klang Valley, as well as overseas in Australia. Matrix was listed on the Main Market of Bursa Malaysia on 28 May 2013.				
FACILITY/BOND CODE	FACILITY/BOND NAME	MATURITY DATE	O/S AMT (MYR Mil)	CPN RATE (%)	RATING
201700049	MATRIX RM250.0 MILLION 7 YEARS SUKUK WAKALAH PROGRAMME	15-Aug-2024	110		
VI170235	MATRIX IMTN 6.500% 15.08.2022	15-Aug-2022	20	6.500	NR(LT)
VH180325	MATRIX IMTN 6.780% 18.11.2022	18-Nov-2022	20	6.780	NR(LT)
VG200034	MATRIX IMTN 5.500% 06.03.2023	06-Mar-2023	50	5.500	NR(LT)
VI180326	MATRIX IMTN 6.850% 17.11.2023	17-Nov-2023	20	6.850	NR(LT)

REGISTRATION CODE	199201002549 (234053D)				
ISSUER NAME	<b>Maxis Broadband Sdn Berhad</b>				
INDUSTRY	INFRASTRUCTURES AND UTILITIES				
PROFILE	Formerly known as Bina Sat-Com Network Sdn Berhad, Maxis Broadband Sdn Berhad ("MBSB") was founded in 1992 and operates as a broadband services provider offering a full suite of converged telecommunications, digital and related services and solutions, and corporate support functions for Maxis Berhad and its subsidiaries. MBSB is a subsidiary of Maxis Berhad and its headquarters is located in Kuala Lumpur.				
FACILITY/BOND CODE	FACILITY/BOND NAME	MATURITY DATE	O/S AMT (MYR Mil)	CPN RATE (%)	RATING
201600037	MAXIS BBAND RM10.0 BILLION UNRATED SUKUK MURABAHAH PROGRAMME	27-Jul-2046	5,590		
VJ160443	MAXIS BBAND IMTN 5.00% 24.02.2022 - Series No 0003	24-Feb-2022	1,250	5.000	NR(LT)
VM160238	MAXIS BBAND IMTN 5.400% 20.06.2025- Series No 0001	20-Jun-2025	840	5.400	NR(LT)
VI210194	MAXIS BBAND IMTN 3.50% 20.05.2026- Series No 0007	20-May-2026	900	3.500	NR(LT)
VI210332	MAXIS BBAND IMTN 3.420% 01.09.2026- Series No 0008	01-Sep-2026	300	3.420	NR(LT)
VK200274	MAXIS BBAND IMTN 3.35% 27.10.2027 - Series No 0005	27-Oct-2027	500	3.350	NR(LT)
VK210021	MAXIS BBAND IMTN 3.45% 01.03.2028 - Series No 0006	01-Mar-2028	300	3.450	NR(LT)
VK210333	MAXIS BBAND IMTN 3.720% 01.09.2028- Series No 0009	01-Sep-2028	250	3.720	NR(LT)
VL210334	MAXIS BBAND IMTN 3.790% 30.08.2029- Series No 0010	30-Aug-2029	150	3.790	NR(LT)

REGISTRATION CODE	197701002387 (033361W)				
ISSUER NAME	<b>Maybank Ageas Holdings Berhad</b>				
INDUSTRY	FINANCIAL SERVICES				
PROFILE	Maybank Ageas Holdings Berhad ("Ageas") was established on 08 June 1977 following the collaboration between Malayan Banking Berhad, via Etiqa International Holdings Berhad, and Ageas Insurance International N.V.. Ageas is an investment holding company with subsidiaries involved in life and non-life insurance and takaful businesses in Malaysia and Singapore under the Etiqa brand. Its subsidiaries comprise Etiqa Life Insurance Berhad, Etiqa Family Takaful Berhad, Etiqa General Takaful Berhad and Etiqa General Insurance Berhad in Malaysia and Etiqa Insurance Pte Ltd in Singapore.				
FACILITY/BOND CODE	FACILITY/BOND NAME	MATURITY DATE	O/S AMT (MYR Mil)	CPN RATE (%)	RATING
202100053	MAYBANK AGEAS RM3.0 BILLION PERPETUAL SUBORDINATED BONDS PROGRAMME	07-Oct-2120	1,000		
PN210008	AGEAS 3.950% 07.10.2031	07-Oct-2031	1,000	3.950	AA2

REGISTRATION CODE	200701029411 (787435M)				
ISSUER NAME	<b>Maybank Islamic Berhad</b>				
INDUSTRY	FINANCIAL SERVICES				
PROFILE	Maybank Islamic Berhad ("Maybank Islamic") is the Islamic banking arm of Malayan Banking Berhad ("Maybank"). As a financial service provider, Maybank Islamic offers Shariah-compliant banking products which complement the conventional products and services offered by Maybank. Maybank Islamic operates on a dual-banking platform which enables it to leverage on its parent's bank infrastructure and resources. Currently, Maybank Islamic is the largest Islamic bank in Malaysia and the Asia-Pacific region.				
FACILITY/BOND CODE	FACILITY/BOND NAME	MATURITY DATE	O/S AMT (MYR Mil)	CPN RATE (%)	RATING
201400015	MAYBANK ISLAMIC 20 YRS RM10.0B SUKUK	07-Apr-2034	2,000		
PN190003	MAYBANKISLM 4.500% 05.04.2029	05-Apr-2029	1,000	4.500	AA1
PN210001	MAYBANKISLM 2.900% 14.02.2031	14-Feb-2031	1,000	2.900	AA1
201700008	MAYBANK ISLAMIC RM10.0B 7YRS ICP/IMTN PROGRAMME	01-Mar-2024	10,000		
SE210112	MAYBANKISLM ICP 214D 11.02.2022	11-Feb-2022	500	0.000	P1
SE210113	MAYBANKISLM ICP 219D 16.02.2022	16-Feb-2022	500	0.000	P1
SE210114	MAYBANKISLM ICP 221D 18.02.2022	18-Feb-2022	500	0.000	P1
SE210134	MAYBANKISLM ICP 210D 09.03.2022	09-Mar-2022	500	0.000	P1
SE210133	MAYBANKISLM ICP 212D 11.03.2022	11-Mar-2022	500	0.000	P1
SE210132	MAYBANKISLM ICP 215D 14.03.2022	14-Mar-2022	500	0.000	P1
SE210161	MAYBANKISLM ICP 207D 08.04.2022	08-Apr-2022	500	0.000	P1
SE210160	MAYBANKISLM ICP 210D 11.04.2022	11-Apr-2022	500	0.000	P1
SE210178	MAYBANKISLM ICP 214D 10.05.2022	10-May-2022	500	0.000	P1
SE210177	MAYBANKISLM ICP 215D 11.05.2022	11-May-2022	500	0.000	P1
SE210188	MAYBANKISLM ICP 210D 08.06.2022	08-Jun-2022	500	0.000	P1
SE210189	MAYBANKISLM ICP 212D 10.06.2022	10-Jun-2022	500	0.000	P1
SE210190	MAYBANKISLM ICP 215D 13.06.2022	13-Jun-2022	500	0.000	P1
SE210206	MAYBANKISLM ICP 210D 08.07.2022	08-Jul-2022	500	0.000	P1
SE210207	MAYBANKISLM ICP 214D 12.07.2022	12-Jul-2022	500	0.000	P1
SE210208	MAYBANKISLM ICP 217D 15.07.2022	15-Jul-2022	500	0.000	P1
VI170400	MAYBANKISLM IMTN 4.200% 16.12.2022	16-Dec-2022	2,000	4.200	AAA
201700089	MAYBANK ISLAMIC PERPETUAL RM10.0B ISLAMIC ADDITIONAL TIER 1 CAPITAL SECURITIES PROGRAMME	14-Dec-2117	1,000		
VZ170398	MAYBANKISLM IMTN 4.950% PERPETUAL	14-Dec-2117	1,000	4.950	AA3



REGISTRATION CODE	201301000666 (1030503X)				
ISSUER NAME	<b>Maybank Shared Services Sdn Berhad</b>				
INDUSTRY	TRADING & SERVICES				
PROFILE	Incorporated in 2013, Maybank Shared Services Sdn Berhad is a wholly-owned subsidiary of Malayan Banking Berhad. It is principally involved in the provision of software development and activities relating to maintenance and enhancement of software and hardware infrastructure to its holding company and related companies.				
FACILITY/BOND CODE	FACILITY/BOND NAME	MATURITY DATE	O/S AMT (MYR Mil)	CPN RATE (%)	RATING
201300110	MSS RM3.5 BILLION 15 YEARS MTN PROGRAMME	22-Dec-2028	500		
UI210424	MSS MTN Series 3 1826D 21.12.2026	21-Dec-2026	500	4.098	NR(LT)

REGISTRATION CODE	200501033981 (716122P)				
ISSUER NAME	<b>MBSB Bank Berhad (fka Asian Finance Bank Berhad)</b>				
INDUSTRY	FINANCIAL SERVICES				
PROFILE	MBSB Bank Berhad, formerly known as Asian Finance Bank Berhad and which is a wholly owned subsidiary of Malaysia Building Society Berhad ("MBSB"), was established in 28 November 2005 to undertake Islamic Banking business. MBSB is listed on the Main Market of Bursa Malaysia with the Employees Provident Fund as the financial holding company.				
FACILITY/BOND CODE	FACILITY/BOND NAME	MATURITY DATE	O/S AMT (MYR Mil)	CPN RATE (%)	RATING
201900078	MBSB BANK SUKUK WAKALAH PROGRAMME	20-Dec-2119	1,300		
VN190294	MBSBBANK IMTN 5.050% 20.12.2029	20-Dec-2029	650	5.050	A3
VP190295	MBSBBANK IMTN 5.250% 19.12.2031	19-Dec-2031	650	5.250	A3
201800015_1	ASIANFIN SUKUK MURABAHAH PROGRAMME	02-Apr-2029	190		
VI180119	ASIANFIN IMTN 4.800% 09.12.2022	09-Dec-2022	70	4.800	AA1
VJ180117	ASIANFIN IMTN 4.900% 08.12.2023	08-Dec-2023	65	4.900	AA1
VK180115	ASIANFIN IMTN 5.000% 10.12.2024	10-Dec-2024	55	5.000	AA1
201800015_2	ASIANFIN SUKUK MURABAHAH PROGRAMME	02-Apr-2029	375		
VI180128	ASIANFIN IMTN 4.900% 27.05.2022	27-May-2022	95	4.900	AA1
VJ180125	ASIANFIN IMTN 5.000% 29.05.2023	29-May-2023	95	5.000	AA1
VK180123	ASIANFIN IMTN 5.100% 29.05.2024	29-May-2024	95	5.100	AA1
VL180120	ASIANFIN IMTN 5.200% 29.05.2025	29-May-2025	90	5.200	AA1
201800015_3	ASIANFIN SUKUK MURABAHAH PROGRAMME	02-Apr-2029	510		
VI180109	ASIANFIN IMTN 4.900% 21.10.2022	21-Oct-2022	75	4.900	AA1
VJ180107	ASIANFIN IMTN 5.000% 20.10.2023	20-Oct-2023	75	5.000	AA1
VK180106	ASIANFIN IMTN 5.100% 21.10.2024	21-Oct-2024	75	5.100	AA1
VL180105	ASIANFIN IMTN 5.200% 21.10.2025	21-Oct-2025	70	5.200	AA1
VM180104	ASIANFIN IMTN 5.300% 21.10.2026	21-Oct-2026	70	5.300	AA1
VN180103	ASIANFIN IMTN 5.400% 21.10.2027	21-Oct-2027	70	5.400	AA1
VO180102	ASIANFIN IMTN 5.500% 20.10.2028	20-Oct-2028	75	5.500	AA1



REGISTRATION CODE	199701019821 (435318U)				
ISSUER NAME	<b>MCIS Insurance Berhad</b>				
INDUSTRY	FINANCIAL SERVICES				
PROFILE	Incorporated in 1997, MCIS Insurance Berhad ("MCIS") is mainly owned by South Africa-based Sanlam Limited ("Sanlam") through its emerging markets arm, Sanlam Emerging Markets Proprietary Limited. Sanlam is a non-bank financial services group in Africa which offering insurance, credit, investment and wealth solutions services. MCIS is principally involved in the underwriting of life and investment linked insurance. In 2019, MCIS was rebranded as MCIS life to focus on insuring the underserved and underinsured in Malaysia, i.e. B40 income group and the lower end of the M40 segment.				
FACILITY/BOND CODE	FACILITY/BOND NAME	MATURITY DATE	O/S AMT (MYR Mil)	CPN RATE (%)	RATING
202100067	MCIS INS RM200.0M TIER 2 SUBORDINATED DEBT	29-Dec-2031	200		
PN210011	MCIS INS 5.300% 29.12.2031 - TIER 2 SUB-DEBT	29-Dec-2031	200	5.300	A2

REGISTRATION CODE	200901038302 (881434W)				
ISSUER NAME	<b>MDSA Resources Sdn Berhad (fka Fuyuu Resources Sdn Bhd)</b>				
INDUSTRY	PROPERTY AND REAL ESTATE				
PROFILE	MDSA Resources Sdn Berhad ("MDSA") is a property development company established on 3 December 2009. MDSA was formerly known as Fuyuu Resources Sdn Bhd and is fully owned by Sky Win Management Consultancy Pte Ltd, a wholly-owned subsidiary of Hatten Land Limited ("Hatten Land"). Hatten Land is the property development arm of the Hatten Group. Hatten Land's development portfolio in Malacca includes Hatten City Phase 1, Hatten City Phase 2, Harbour City, Verdo by the River, and Satori.				
FACILITY/BOND CODE	FACILITY/BOND NAME	MATURITY DATE	O/S AMT (MYR Mil)	CPN RATE (%)	RATING
201700056	FUYUU RM200.00 MILLION MEDIUM TERM NOTES PROGRAMME	17-Sep-2032	13		
UE210319	MDSA MTN T1S5/2021 367D 26.9.2022	26-Sep-2022	13	7.000	NR(LT)

REGISTRATION CODE	200401030991 (669499X)				
ISSUER NAME	<b>Menara ABS Berhad</b>				
INDUSTRY	ASSET-BACKED SECURITIES				
PROFILE	Menara ABS Berhad ("Menara ABS") is established as a trust-owned special purpose vehicle solely to undertake a sale-and-leaseback transaction involving the following properties: Menara TM, Menara Celcom, TM Taman Desa and TM Cyberjaya. Menara ABS had purchased these buildings from the originator and previous owner, Telekom Malaysia Berhad ("TM") and had funded the purchase through a sukuk issuance. TM is Malaysia's telecommunications provider, which has a dominant market share in the domestic fixed-line and broadband sectors.				
FACILITY/BOND CODE	FACILITY/BOND NAME	MATURITY DATE	O/S AMT (MYR Mil)	CPN RATE (%)	RATING
200800001	Menara ABS RM10 Mil ABS Sukuk Ijarah- Tranche A4	13-Jan-2023	10		
PS080001	MENARA ABS 6.900% 15.01.2021 - Tranche A4	13-Jan-2023	10	6.900	A3
200800002	Menara ABS RM40 Mil ABS Sukuk Ijarah- Tranche A3	13-Jan-2023	40		
PS080002	MENARA ABS 6.300% 15.01.2021 - Tranche A3	13-Jan-2023	40	6.300	A3
200800003	Menara ABS RM55 Mil ABS Sukuk Ijarah- Tranche A2	13-Jan-2023	55		
PS080004	MENARA ABS 5.550% 15.01.2021 - Tranche A2	13-Jan-2023	55	5.550	A1
200800004	Menara ABS RM240 Mil ABS Sukuk Ijarah- Tranche A1	13-Jan-2023	240		
PS080008	MENARA ABS 5.300% 15.01.2021 - Tranche A1	13-Jan-2023	240	5.300	AA2
200800005	Menara ABS RM500 Mil ABS Sukuk Ijarah- Tranche C	13-Jan-2023	500		
PS080003	MENARA ABS 10.000% 15.01.2021 - Tranche C	13-Jan-2023	500	10.000	NR(LT)

REGISTRATION CODE	201201027083 (1011573P)				
ISSUER NAME	<b>Mercedes-Benz Services Malaysia Sdn Berhad</b>				
INDUSTRY	INDUSTRIAL PRODUCTS				
PROFILE	Mercedes-Benz Services Malaysia Sdn Berhad ("MBSM") is wholly owned by Daimler AG and is principally involved in the provision of financial services which include hire purchase, leasing and marketing of automotive insurance. Daimler AG is the producer of Mercedes-Benz branded vehicles, one of the world's biggest manufacturers of premium cars. MBSM forms the Malaysian operations of the larger Daimler AG group together with its sister company, Mercedes-Benz Malaysia Sdn Bhd, which is a wholesale distributor of Mercedes-Benz vehicles and spare parts in Malaysia. MBSM plays an important role in supporting Mercedes-Benz dealers and sales in Malaysia as well as strengthening the market share of its parent.				
FACILITY/BOND CODE	FACILITY/BOND NAME	MATURITY DATE	O/S AMT (MYR Mil)	CPN RATE (%)	RATING
201800026	Medium Term Notes (MTN) Programme (MTN Programme) of a combined limit of up to RM3.0 billion in nominal value	18-Jun-2038	1,150		
UG190194	MERCEDES MTN 1096D 27.5.2022	27-May-2022	250	4.150	AAA (S)
UH180075	MERCEDES MTN 1461D 20.6.2022	20-Jun-2022	250	4.600	AAA (S)
UG200202	MERCEDES MTN 1095D 28.9.2023	28-Sep-2023	250	2.700	AAA (S)
UH190356	MERCEDES MTN 1461D 28.11.2023	28-Nov-2023	200	3.570	AAA (S)
UH210154	MERCEDES MTN 1461D 08.4.2025	08-Apr-2025	200	3.290	AAA (S)

REGISTRATION CODE	200701039890 (797922X)				
ISSUER NAME	<b>Merdeka Kapital Berhad</b>				
INDUSTRY	ASSET-BACKED SECURITIES				
PROFILE	Merdeka Kapital Berhad ("Merdeka Kapital") is a special purpose vehicle incorporated on 13 December 2007 to purchase receivables originated by multi-originators via the issuance of medium term notes. Malaysian Trustees Berhad is the sole shareholder of Merdeka Kapital.				
FACILITY/BOND CODE	FACILITY/BOND NAME	MATURITY DATE	O/S AMT (MYR Mil)	CPN RATE (%)	RATING
200900040	Asset-Backed MTNs Programme	17-Jul-2029	533		
UK170050	MERDEKA ABSMTN 2554D 28.3.2024	28-Mar-2024	533	3.920	NR(LT)

REGISTRATION CODE	199101013295 (223607M)				
ISSUER NAME	<b>MEX I Capital Berhad (formerly known as Bright Focus Berhad)</b>				
INDUSTRY	INFRASTRUCTURES AND UTILITIES				
PROFILE	Incorporated in August 1991, MEX I Capital Berhad ("MEX I Capital") holds a 96.8% stake in Maju Expressway Sdn Bhd ("MESB"), the toll concession holder of the 26-km Maju Expressway ("MEX"). MESB owns a concession to construct, manage, operate, maintain and collect toll on the MEX up to December 2045. MEX links downtown Kuala Lumpur with Putrajaya and Cyberjaya and operates on an "open-toll" basis with two toll plazas located near the Salak South and Putrajaya interchanges. Maju Holdings Sdn Bhd, the parent company of MEX I Capital, is the holding company of the Maju Group, a conglomerate involved in construction, property development, property management, infrastructure, oil & gas, services and manufacturing. The group is under the stewardship of the Group Executive Chairman and founder, Tan Sri Abu Sahid Mohamed.				
FACILITY/BOND CODE	FACILITY/BOND NAME	MATURITY DATE	O/S AMT (MYR Mil)	CPN RATE (%)	RATING
201300077	Bright Focus RM1.35 Billion Sukuk Musharakah	24-Jul-2034	1,100		
VL140023	BFB IMTN 4.800% 24.01.2022	24-Jan-2022	70	4.800	C3
VM140022	BFB IMTN 5.000% 20.01.2023	20-Jan-2023	70	5.000	C3
VN140021	BFB IMTN 5.200% 24.01.2024	24-Jan-2024	75	5.200	C3
VO140020	BFB IMTN 5.400% 24.01.2025	24-Jan-2025	90	5.400	C3
VP140019	BFB IMTN 5.500% 23.01.2026	23-Jan-2026	110	5.500	C3
VQ140018	BFB IMTN 5.700% 22.01.2027	22-Jan-2027	125	5.700	C3
VR140017	BFB IMTN 5.900% 24.01.2028	24-Jan-2028	130	5.900	C3
VS140016	BFB IMTN 6.100% 24.01.2029	24-Jan-2029	130	6.100	C3
VT140015	BFB IMTN 2.500% 24.01.2030	24-Jan-2030	130	2.500	C3
VU140014	BFB IMTN 2.500% 22.01.2031	22-Jan-2031	170	2.500	C3

REGISTRATION CODE	201401028392 (1104478P)				
ISSUER NAME	<b>MEX II Sdn Berhad</b>				
INDUSTRY	INFRASTRUCTURES AND UTILITIES				
PROFILE	MEX II Sdn Berhad ("MEX II") was incorporated to undertake the design, construction, operation, maintenance, toll collection and financing of the Lebuhraya Putrajaya-KLIA extension ("MEX extension") under a 33-year concession agreement with the Government of Malaysia. The 16.8km extension will commence from the Putrajaya exit of the existing Maju Expressway and end approximately 6km from the Kuala Lumpur International Airport. Tolling operations for the MEX extension is based on an open-toll basis. MEX II is wholly-owned by Maju Lingkar Development Sdn Bhd, which in turn is a wholly-owned subsidiary of Maju Holdings Sdn Bhd, an investment holding company with subsidiaries involved in property development, infrastructure construction as well as steel and building material manufacturing.				
FACILITY/BOND CODE	FACILITY/BOND NAME	MATURITY DATE	O/S AMT (MYR Mil)	CPN RATE (%)	RATING
201600018	MEX II RM150 MIL REDEEMABLE SECURED JUNIOR BONDS	27-Apr-2035	150		
PW160005	MEX II Junior Bonds 6.500% 27.04.2035	27-Apr-2035	150	6.500	C
201600019	MEX II RM1.3 BIL SUKUK MURABAHAH PROGRAMME	28-Apr-2034	1,300		
VI160132	MEX II IMTN 5.100% 29.04.2021 - Issue No. 1	31-Dec-2021	30	5.100	C IS
VJ160133	MEX II IMTN 5.200% 29.04.2022 - Issue No. 2	29-Apr-2022	30	5.200	C IS
VK160134	MEX II IMTN 5.300% 28.04.2023 - Issue No. 3	28-Apr-2023	40	5.300	C IS
VL160145	MEX II IMTN 5.400% 29.04.2024 - Issue No. 4	29-Apr-2024	40	5.400	C IS
VM160135	MEX II IMTN 5.500% 29.04.2025 - Issue No. 5	29-Apr-2025	50	5.500	C IS
VN160136	MEX II IMTN 5.600% 29.04.2026 - Issue No. 6	29-Apr-2026	50	5.600	C IS
VO160137	MEX II IMTN 5.700% 29.04.2027 - Issue No. 7	29-Apr-2027	70	5.700	C IS
VP160138	MEX II IMTN 5.800% 28.04.2028 - Issue No. 8	28-Apr-2028	70	5.800	C IS
VQ160139	MEX II IMTN 5.900% 27.04.2029 - Issue No. 9	27-Apr-2029	140	5.900	C IS
VR160140	MEX II IMTN 6.000% 29.04.2030 - Issue No. 10	29-Apr-2030	140	6.000	C IS
VS160141	MEX II IMTN 6.100% 29.04.2031 - Issue No. 11	29-Apr-2031	140	6.100	C IS
VT160142	MEX II IMTN 6.200% 29.04.2032 - Issue No. 12	29-Apr-2032	140	6.200	C IS
VU160143	MEX II IMTN 6.300% 29.04.2033 - Issue No. 13	29-Apr-2033	180	6.300	C IS
VV160144	MEX II IMTN 6.400% 28.04.2034 - Issue No. 14	28-Apr-2034	180	6.400	C IS

REGISTRATION CODE	201301013030 (1042868A)				
ISSUER NAME	<b>Midciti Sukuk Berhad</b>				
INDUSTRY	PROPERTY AND REAL ESTATE				
PROFILE	Wholly-owned by KLCC Real Estate Investment Trust ("KLCC REIT"), Midciti Sukuk Berhad ("Midciti") is a special purpose vehicle that was incorporated as part of a corporate restructuring exercise of KLCC Property Holdings Berhad ("KLCCPP") Group. Pursuant to the corporate restructuring exercise, KLCC REIT owns the PETRONAS Twin Towers ("PETT"), Menara 3 Petronas and Menara Exxonmobil with their respective assets and liabilities, in exchange for REIT units. The KLCC REIT units are stapled together with the ordinary shares of KLCCP on a one-for-one basis and are listed as a single security under KLCCP Stapled Group on the Main Market of Bursa Malaysia. Petroliaam Nasional Berhad directly and indirectly owns an effective 75.5% stake in KLCCP Stapled Group.				
FACILITY/BOND CODE	FACILITY/BOND NAME	MATURITY DATE	O/S AMT (MYR Mil)	CPN RATE (%)	RATING
201400018	MIDCITI - RM3.0B 7-YR ICP & 30-YR IMTN	25-Apr-2044	1,355		
VN140109	MIDCITISUKUK IMTN 4.800% 25.04.2024	25-Apr-2024	455	4.800	AAA
VK190089	MIDCITISUKUK IMTN 4.200% 24.04.2026	24-Apr-2026	500	4.200	AAA
VN210150	MIDCITISUKUK IMTN 4.000% 23.04.2031	23-Apr-2031	400	4.000	AAA

REGISTRATION CODE	201701008436 (1222601H)				
ISSUER NAME	<b>MKD Kencana Sdn Berhad</b>				
INDUSTRY	PROPERTY AND REAL ESTATE				
PROFILE	MKD Kencana Sdn Berhad was incorporated to raise funds to finance the project-related cost and working capital requirements in relation to the development of the Special Border Economic Zone in the state of Kedah.				
FACILITY/BOND CODE	FACILITY/BOND NAME	MATURITY DATE	O/S AMT (MYR Mil)	CPN RATE (%)	RATING
201700062	MKD KENCANA SB RM3.4 BILLION SUKUK PROGRAMME	02-Oct-2037	2,200		
VI180077	MKDK IMTN 4.230% 23.02.2023	23-Feb-2023	450	4.230	NR(LT)
VK180076	MKDK IMTN 4.430% 21.02.2025	21-Feb-2025	750	4.430	NR(LT)
VS170282	MKDK IMTN 4.850% 01.10.2032	01-Oct-2032	1,000	4.850	NR(LT)
201800021	MKD KENCANA SB RM1.5 BILLION SUKUK PROGRAMME	27-Apr-2038	1,300		
VI180160	MKDK IMTN 4.330% 27.04.2023	27-Apr-2023	850	4.330	NR(LT)
VK180159	MKDK IMTN 4.470% 25.04.2025	25-Apr-2025	450	4.470	NR(LT)
202100018	MKD KENCANA RM1.0 BILLION GG SUKUK PROGRAMME	12-Apr-2041	1,000		
VN210128	MKDK IMTN 3.610% 11.04.2031	11-Apr-2031	250	3.610	NR(LT)
VS210129	MKDK IMTN 4.250% 11.04.2036	11-Apr-2036	400	4.250	NR(LT)
VX210130	MKDK IMTN 4.530% 12.04.2041	12-Apr-2041	350	4.530	NR(LT)

REGISTRATION CODE	197601004261 (030245H)				
ISSUER NAME	<b>MMC Corporation Berhad</b>				
INDUSTRY	CONSTRUCTION AND ENGINEERING				
PROFILE	MMC Corporation Berhad ("MMC") was incorporated on 19 November 1976 and subsequently listed on the Main Market of Bursa Malaysia on 12 July 1977. MMC is an investment holding company of a utilities and infrastructure group with diversified businesses under three major divisions, namely energy & utilities, ports & logistics, and engineering & construction. Some of MMC's notable subsidiaries and associated companies are Malakoff Corporation Berhad, Gas Malaysia Berhad, Pelabuhan Tanjung Pelepas Sdn Berhad, Johor Port Berhad, NCB Holdings Berhad, which operates Northport in Port Klang, and Senai Airport Terminal Services Sdn Berhad, which operates Senai International Airport in Johor Bahru.				
FACILITY/BOND CODE	FACILITY/BOND NAME	MATURITY DATE	O/S AMT (MYR Mil)	CPN RATE (%)	RATING
201500045	MMC CORPORATION - UP TO RM2,500 MILLION SUKUK MURABAHAH PROGRAMME	12-Nov-2030	2,140		
VK160112	MMC CORP IMTN 5.290% 26.04.2023	26-Apr-2023	100	5.290	AA- IS
VN150260	MMC CORP IMTN 5.800% 12.11.2025	12-Nov-2025	240	5.800	AA- IS
VN170152	MMC CORP IMTN 5.640% 27.04.2027	27-Apr-2027	200	5.640	AA- IS
VP150259	MMC CORP IMTN 5.950% 12.11.2027	12-Nov-2027	600	5.950	AA- IS
VN180095	MMC CORP IMTN 5.700% 24.03.2028	24-Mar-2028	1,000	5.700	AA- IS

REGISTRATION CODE	197201001795 (013487A)				
ISSUER NAME	<b>MNRB Holdings Berhad</b>				
INDUSTRY	FINANCIAL SERVICES				
PROFILE	MNRB Holdings Berhad ("MNRB") was incorporated on 30 December 1972 and was listed on the Main Market of Bursa Malaysia in 1996. MNRB is an investment holding company with subsidiaries involved in general reinsurance, takaful and retakaful operations and other insurance-related services.				
FACILITY/BOND CODE	FACILITY/BOND NAME	MATURITY DATE	O/S AMT (MYR Mil)	CPN RATE (%)	RATING
201900015	MNRB RM320 MILLION SUBORDINATED SUKUK MURABAHAH (IN COMBINED LIMIT WITH THE SENIOR SUKUK MURABAHAH)	22-Mar-2119	320		
VN190059	MNRB HLDGS IMTN 5.200% 22.03.2029	22-Mar-2029	320	5.200	A1

REGISTRATION CODE	199401016638 (302316U)				
ISSUER NAME	<b>MUFG Bank (Malaysia) Berhad (fka Bank of Tokyo-Mitsubishi UFJ (Malaysia) Berhad)</b>				
INDUSTRY	FINANCIAL SERVICES				
PROFILE	MUFG Bank (Malaysia) Berhad ("MUFG Malaysia") which was incorporated on 01 June 1994, is a wholly-owned subsidiary of MUFG Bank Ltd ("MUFG Bank"), with its ultimate parent being Mitsubishi UFJ Financial Group ("MUFG"). MUFG Bank is the main commercial banking entity of MUFG, a large financial group based in Japan. MUFG Malaysia operates as an extensive branch network in the ASEAN region, mainly to provide banking services to Japanese multinational companies that have already built banking relationships with MUFG. MUFG Malaysia is involved in the provision of banking and financial services in corporate banking, corporate finance, deposit, housing loans, international trade and investment information services, international trade finance and services, remittance, treasury business, cash management services and Islamic banking.				
FACILITY/BOND CODE	FACILITY/BOND NAME	MATURITY DATE	O/S AMT (MYR Mil)	CPN RATE (%)	RATING
202100014	MUFG USD500.0 MIL MULTI-CURRENCY SUKUK WAKALAH PROGRAMME	25-Sep-2024	250		
VF210061	MUFG IMTN 2.880% 24.03.2023 - Issue No. 003	24-Mar-2023	250	2.880	AAA (BG)

REGISTRATION CODE	201501018619 (1143951X)				
ISSUER NAME	<b>Mumtaz Rakyat Sukuk Berhad</b>				
INDUSTRY	FINANCIAL SERVICES				
PROFILE	Mumtaz Rakyat Sukuk Berhad is a funding conduit of Bank Kerjasama Rakyat Malaysia Berhad ("Bank Rakyat"). Established on 28 September 1954, Bank Rakyat's primary functions are to collect funds from cooperatives and to distribute financing to cooperatives. However, in 1973, Bank Rakyat had extended its financial services to non-members which further diversifies and expands its client base. Bank Rakyat is currently governed by various legislative acts and is under the purview of the Ministry of Domestic Trade, Cooperatives and Consumerism, the Ministry of Finance and Bank Negara Malaysia.				
FACILITY/BOND CODE	FACILITY/BOND NAME	MATURITY DATE	O/S AMT (MYR Mil)	CPN RATE (%)	RATING
201600027	MUMTAZ RM5.0 BILLION 20-YEARS SUKUK MURABAHAH	20-Jun-2036	300		
VN210247	MUMTAZ IMTN 3.780% 25.06.2031	25-Jun-2031	300	3.780	AA3 (S)

REGISTRATION CODE	200601023243 (742997T)				
ISSUER NAME	<b>Murud Capital Sdn Berhad</b>				
INDUSTRY	PROPERTY AND REAL ESTATE				
PROFILE	Murud Capital Sdn Berhad is a special purpose vehicle of Quill Capita Trust ("QCT") that was incorporated to raise financing on behalf of QCT. QCT, a company listed on the Main Market of Bursa Malaysia, is formed to acquire and invest in commercial properties, primarily in Malaysia. The proceeds raised will be utilised by QCT to part finance the acquisition of Platinum Sentral from MRCB Sentral Properties Sdn Bhd. Platinum Sentral is a commercial development consisting of office and retail spaces, a multi-purpose hall and two levels of car park located at Kuala Lumpur Sentral.				
FACILITY/BOND CODE	FACILITY/BOND NAME	MATURITY DATE	O/S AMT (MYR Mil)	CPN RATE (%)	RATING
202000015	MURUD CAPITAL RM450.0MILLION 7-YRS CP/MTN PROGRAMME	30-Mar-2027	341		
UK200087	MURUD MTN 2556D 30.3.2027	30-Mar-2027	126	5.000	NR(LT)
UK200085	MURUD MTN 2556D 30.3.2027	30-Mar-2027	19	2.700	NR(LT)
UK200084	MURUD MTN 2556D 30.3.2027	30-Mar-2027	176	2.600	NR(LT)
UK200086	MURUD MTN 2556D 30.3.2027	30-Mar-2027	20	3.050	NR(LT)

REGISTRATION CODE	202101005829 (1406128H)				
ISSUER NAME	<b>Naza TTDI Capital Berhad</b>				
INDUSTRY	PROPERTY AND REAL ESTATE				
PROFILE	Naza TTDI Capital Berhad ("NTTDI CAP") was incorporated on 18 February 2021 and is a wholly-owned subsidiary of Naza TTDI Sdn Bhd ("Naza TTDI"). NTTDI Cap is a special purpose vehicle set up to raise funds for the development of the KL Metropolis project and other general corporate purposes. Meanwhile, Naza TTDI is the property development arm of the Naza Group.				
FACILITY/BOND CODE	FACILITY/BOND NAME	MATURITY DATE	O/S AMT (MYR Mil)	CPN RATE (%)	RATING
202100031	NAZA TTDI CAPITAL BERHAD UNRATED ISLAMIC MEDIUM TERM NOTES	11-Jun-2036	139		
VI210225	NTTDI CAP IMTN 6.500% 11.06.2026	11-Jun-2026	86	6.500	NR(LT)
VI210427	NTTDI CAP IMTN 6.500% 19.11.2026	19-Nov-2026	53	6.500	NR(LT)

REGISTRATION CODE	200301004972 (607392W)				
ISSUER NAME	<b>NCT Alliance Berhad (fka Grand-Flo Berhad)</b>				
INDUSTRY	TRADING & SERVICES				
PROFILE	NCT Alliance Berhad ("NCT Alliance") is an investment holding company that is listed on the Main Market of Bursa Malaysia. Its subsidiaries were previously mainly involved in Enterprise Data Collection and Collation System ("EDCCS") solutions, also known as Automatic Identification and Data Capture. In mid-2013, NCT Alliance ventured into property development by acquiring 50.0004% of Innoceria Sdn Bhd on 12 August 2014. Subsequently in year 2020, NCT Alliance disposed the EDCCS business and focused on its property development business, specialising in rehabilitation of abandoned projects.				
FACILITY/BOND CODE	FACILITY/BOND NAME	MATURITY DATE	O/S AMT (MYR Mil)	CPN RATE (%)	RATING
202100035	GRAND-FLO RM197,691,748 RCULS	21-Jun-2029	76		
PL210002	GRAND-FLO RCULS (TRANCHE 1) 21.06.2029	21-Jun-2029	76	3.000	NR(LT)

REGISTRATION CODE	200701028280 (786302P)				
ISSUER NAME	<b>Neptune ABS Two Berhad</b>				
INDUSTRY	ASSET-BACKED SECURITIES				
PROFILE	Neptune ABS Two Berhad is a special purpose vehicle incorporated on 28 August 2007 to purchase a pool of assets consisting of property mortgage loans originated by AmBank (M) Berhad ("AmBank") via the issuance of Senior and Junior bonds. AmBank is principally involved in the provision of financial products and services.				
FACILITY/BOND CODE	FACILITY/BOND NAME	MATURITY DATE	O/S AMT (MYR Mil)	CPN RATE (%)	RATING
200700112	NEPTUNE ABS TWO RM121M REDEEMABLE SECURED ASSET BACKED BONDS	22-Oct-2024	1		
PP070046	NEPTUNE ABS TWO JUNIOR BONDS 22.10.2019	22-Oct-2024	1	0.000	NR(LT)



REGISTRATION CODE	200401020929 (659433V)				
ISSUER NAME	<b>Northern Gateway Infrastructure Sdn Berhad</b>				
INDUSTRY	CONSTRUCTION AND ENGINEERING				
PROFILE	Incorporated on 14 July 2002, Northern Gateway Infrastructure Sdn Berhad ("NGISB") is a single purpose vehicle that was established to undertake the development and management of the Immigration, Custom, Quarantine and Security ("ICQS") Complex in Bukit Kayu Hitam, Kedah, pursuant to a concession agreement dated 30 December 2011 entered into between the Government of Malaysia, represented by the Ministry of Home Affairs, and NGISB. The main contract of designing and building the ICQS complex had initially been awarded to the joint-venture company between Zelan Construction Sdn Berhad and Kiara Teratai Sdn Berhad ("Zelan-Kiara Teratai JV") in 2012. Subsequently in 2015, the Zelan-Kiara Teratai JV had, in turn, awarded the RM310 million construction job to the joint-venture company owned by Malaysian Resources Corp Berhad and DRB-Hicom Berhad on a 51:49 basis.				
FACILITY/BOND CODE	FACILITY/BOND NAME	MATURITY DATE	O/S AMT (MYR Mil)	CPN RATE (%)	RATING
201500033	NGISB MTN PROGRAMME	28-Jul-2034	310		
UI170126	NGISB MTN 1826D 29.8.2022 (SERIES 3)	29-Aug-2022	15	4.750	AA1
UJ170127	NGISB MTN 2191D 29.8.2023 (SERIES 4)	29-Aug-2023	15	4.800	AA1
UK170128	NGISB MTN 2557D 29.8.2024 (SERIES 5)	29-Aug-2024	20	4.850	AA1
UL170129	NGISB MTN 2922D 29.8.2025 (SERIES 6)	29-Aug-2025	25	4.950	AA1
UM170130	NGISB MTN 3286D 28.8.2026 (SERIES 7)	28-Aug-2026	25	5.000	AA1
UN170131	NGISB MTN 3650D 27.8.2027 (SERIES 8)	27-Aug-2027	25	5.050	AA1
UO170132	NGISB MTN 4018D 29.8.2028 (SERIES 9)	29-Aug-2028	25	5.150	AA1
UP170133	NGISB MTN 4383D 29.8.2029 (SERIES 10)	29-Aug-2029	30	5.200	AA1
UQ170134	NGISB MTN 4748D 29.8.2030 (SERIES 11)	29-Aug-2030	30	5.250	AA1
UR170135	NGISB MTN 5113D 29.8.2031 (SERIES 12)	29-Aug-2031	30	5.300	AA1
US170136	NGISB MTN 5477D 27.8.2032 (SERIES 13)	27-Aug-2032	35	5.400	AA1
UT170137	NGISB MTN 5844D 29.8.2033 (SERIES 14)	29-Aug-2033	35	5.500	AA1

REGISTRATION CODE	198501014394 (146850A)				
ISSUER NAME	<b>Northport (Malaysia) Berhad</b>				
INDUSTRY	INFRASTRUCTURES AND UTILITIES				
PROFILE	Northport (Malaysia) Berhad ("NMB"), formerly known as Klang Container Terminal Sdn Bhd, is the operator of two ports, North Port and South Port in Klang, under a concession agreement with Port Klang Authority and the Government of Malaysia. NMB is wholly-owned by NCB Holdings Berhad ("NCB"), a company listed on the Main Market of Bursa Malaysia. NCB's shares are held mainly by Permodalan Nasional Berhad and PNB managed funds, while the remaining shareholders include MISC Berhad, Kumpulan Wang Persaraan and Port Klang Authority, among others.				
FACILITY/BOND CODE	FACILITY/BOND NAME	MATURITY DATE	O/S AMT (MYR Mil)	CPN RATE (%)	RATING
201400064	NORTHPORT RM1.5 BILLION 7 YEARS ICP & 18 YEARS IMTN PROGRAMME	10-Dec-2032	450		
VI170384	NORTHPORT IMTN 5.000% 02.12.2022	02-Dec-2022	100	5.000	AA- IS
VN140415	NORTHPORT IMTN 5.780% 19.12.2024	19-Dec-2024	350	5.780	AA- IS

REGISTRATION CODE	201301044425 (1074248D)				
ISSUER NAME	<b>Notable Vision Sdn Berhad</b>				
INDUSTRY	PROPERTY AND REAL ESTATE				
PROFILE	Notable Vision Sdn Berhad is a special purpose vehicle set up for the purpose of raising funds to undertake a commercial real estate-backed transaction involving a hotel, The Westin Kuala Lumpur ("Westin KL"). Westin KL is a 5-star hotel-cum-serviced suites located at Jalan Bukit Bintang.				
FACILITY/BOND CODE	FACILITY/BOND NAME	MATURITY DATE	O/S AMT (MYR Mil)	CPN RATE (%)	RATING
201400034_1	NVSB CLASS A SENIOR MTN RM750 MILLION	14-Jul-2034	95		
UI190238	NOTABLE CLASS A ABSMTN 1827D 12.7.2024	12-Jul-2024	95	4.850	AAA
201400035_1	NVSB CLASS B JUNIOR MTN RM750 MILLION	14-Jul-2034	95		
UI190239	NOTABLE CLASS B ABSMTN 1827D 12.7.2024	12-Jul-2024	95	7.309	B2
201400036_1	NVSB CLASS C JUNIOR MTN RM750 MILLION	14-Jul-2034	287		
UI190240	NOTABLE CLASS C ABSMTN 1827D 12.7.2024	12-Jul-2024	287	2.131	C3

REGISTRATION CODE	198901003836 (181143V)				
ISSUER NAME	<b>OCR Land Holdings Sdn Berhad</b>				
INDUSTRY	PROPERTY AND REAL ESTATE				
PROFILE	OCR Land Holdings Sdn Berhad was established in 1989 as a medium size family-owned property developer based in Klang Valley, Malaysia. The company specialised in niche residential and commercial properties in prime locations in Klang Valley. Among OCR's completed projects are Dahlia Villa Townhouse, Casa Utama Townhouse, Chestwood Terrace, PJ5 Soho in Kelana Jaya and Palm Reserve in Damansara Jaya.				
FACILITY/BOND CODE	FACILITY/BOND NAME	MATURITY DATE	O/S AMT (MYR Mil)	CPN RATE (%)	RATING
201600002	OCR RM200.0 MILLION UNRATED MEDIUM TERM NOTE PROGRAMME	22-Jan-2031	15		
UE210007	OCR MTN Tranche 1 Series 5 365D 25.1.2022	25-Jan-2022	15	6.000	NR(LT)

REGISTRATION CODE	201601035506 (1206447T)				
ISSUER NAME	<b>Opulence Synergy Berhad</b>				
INDUSTRY	TRADING & SERVICES				
PROFILE	Opulence Synergy Berhad ("Opulence") is a special purpose vehicle incorporated on 25 October 2016 to undertake the securitisation of assets comprising redeemable preference shares issued by SWM Environment Holdings Sdn Berhad and promissory notes issued by Edaran SWM Sdn Berhad. The originators, Consec Gali Sdn Berhad and Esys Montenay (Malaysia) Sdn Berhad are both investment holding companies.				
FACILITY/BOND CODE	FACILITY/BOND NAME	MATURITY DATE	O/S AMT (MYR Mil)	CPN RATE (%)	RATING
201900033	OPULENCE RM1.2B MTN PROGRAMME	12-Jun-2054	1,111		
UO190224	OPULENCE ABSMTN 3832D 10.12.2029 (SENIOR MTNs)	10-Dec-2029	25	8.000	NR(LT)
US190222	OPULENCE ABSMTN 5292D 09.12.2033 (JUNIOR MTNs B)	09-Dec-2033	1,056	0.000	NR(LT)
US190223	OPULENCE ABSMTN 5292D 09.12.2033 (JUNIOR MTNs A)	09-Dec-2033	30	15.000	NR(LT)

REGISTRATION CODE	198101000999 (067108U)				
ISSUER NAME	<b>ORIX Credit Malaysia Sdn Berhad</b>				
INDUSTRY	FINANCIAL SERVICES				
PROFILE	ORIX Credit Malaysia Sdn Berhad (“ORIX Credit”) was incorporated since 1981 and is a wholly-owned subsidiary of ORIX Leasing Malaysia Berhad (“ORIX Leasing”), which provides hire-purchase facilities, equipment and machinery leasing facilities, factoring services, rental of automobile and IT equipment, insurance agency services and the management of non-performing loans. ORIX Credit, as the hire-purchase arm of ORIX Leasing, mainly provides conventional and Islamic hire-purchase financing to small and mid-size enterprises, the core clientele of their businesses. Meanwhile, ORIX Leasing Malaysia Berhad (“ORIX Leasing”) is, in turn, a wholly-owned subsidiary of ORIX Corporation (“ORIX Corp”), is an integrated financial services group based in Tokyo, Japan, which provides innovative value-added products and services to both corporate and retail customers since it began commencing operations in 1964.				
FACILITY/BOND CODE	FACILITY/BOND NAME	MATURITY DATE	O/S AMT (MYR Mil)	CPN RATE (%)	RATING
202100004	ORIX CREDIT RM1.5 BILLION MTN PROGRAMME	10-Feb-2051	50		
UE210032	ORIX CREDIT MTN 365D 10.2.2022	10-Feb-2022	50	2.950	AA2

REGISTRATION CODE	197301002250 (015741D)				
ISSUER NAME	<b>ORIX Leasing Malaysia Berhad</b>				
INDUSTRY	FINANCIAL SERVICES				
PROFILE	Established in 1973, ORIX Leasing Malaysia Berhad (“ORIX Leasing”), a wholly-owned subsidiary of ORIX Corporation (“ORIX Corp”), is a leasing company in Malaysia. As the pioneer equipment leasing company in Malaysia, ORIX Leasing primarily provides leasing and financing for a vast range of movable assets, among which include office automation equipment, computers, manufacturing plant and machinery, commercial vehicles, medical equipment, vessels and construction equipment. ORIX Leasing has also ventured into factoring services, car rental, general insurance agency services, mortgage loan, fleet management and the management of impaired loans. Meanwhile, the parent company, ORIX Corporation, is an integrated financial services group based in Tokyo, Japan, which provides innovative value-added products and services to both corporate and retail customers since it began commencing operations in 1964.				
FACILITY/BOND CODE	FACILITY/BOND NAME	MATURITY DATE	O/S AMT (MYR Mil)	CPN RATE (%)	RATING
201600008	ORIX RM500.0 MILLION MTN PROGRAMME	17-Mar-2031	50		
UI180023	OLM MTN 1826D 14.2.2023	14-Feb-2023	50	4.750	AA2

REGISTRATION CODE	201801002748 (1264761V)				
ISSUER NAME	<b>OSK I CM Sdn Berhad</b>				
INDUSTRY	FINANCIAL SERVICES				
PROFILE	Incorporated on 18 January 2018, OSK I CM Sdn Berhad (“OSKICMSB”) is wholly owned by OSK Holdings Berhad for the purpose of providing treasury services. OSKICMSB’s Sukuk and Medium Term Notes are backed by an irrevocable and unconditional Corporate Guarantee by OSK Holdings Berhad.				
FACILITY/BOND CODE	FACILITY/BOND NAME	MATURITY DATE	O/S AMT (MYR Mil)	CPN RATE (%)	RATING
201800023	OSK I CM RM1.8 BILLION MTN PROGRAMME	29-Apr-2118	182		
UG210159	OSKICMSB MTN 1096D 08.4.2024 (T3 S1)	08-Apr-2024	20	3.130	NR(LT)
UH210158	OSKICMSB MTN 1461D 08.04.2025 (T3 S2)	08-Apr-2025	20	3.130	NR(LT)
UK190014	OSKICMSB MTN 2557D 30.1.2026	30-Jan-2026	29	3.280	NR(LT)
UI210157	OSKICMSB MTN 1826D 08.04.2026 (T3 S3)	08-Apr-2026	20	3.130	NR(LT)
UJ210156	OSKICMSB MTN 2191D 08.04.2027 (T3 S4)	08-Apr-2027	20	3.130	NR(LT)
UK210155	OSKICMSB MTN 2556D 07.04.2028 (T3 S5)	07-Apr-2028	20	3.130	NR(LT)
UN180062	OSKICMSB MTN 3653D 17.5.2028	17-May-2028	53	3.490	NR(LT)

FACILITY/BOND CODE	FACILITY/BOND NAME	MATURITY DATE	O/S AMT (MYR Mil)	CPN RATE (%)	RATING
201800033	OSK I CM RM1.8 BILLION SUKUK PROGRAMME	28-Sep-2118	213		
VH180230	OSKICMSB IMTN TRANCHE 2 SERIES 3 21.01.2022	21-Jan-2022	6	3.200	NR(LT)
VH180229	OSKICMSB IMTN TRANCHE 2 SERIES 4 22.04.2022	22-Apr-2022	7	3.200	NR(LT)
VH180228	OSKICMSB IMTN TRANCHE 2 SERIES 5 22.07.2022	22-Jul-2022	7	3.200	NR(LT)
VI180227	OSKICMSB IMTN TRANCHE 2 SERIES 6 21.10.2022	21-Oct-2022	7	3.200	NR(LT)
VI180226	OSKICMSB IMTN TRANCHE 2 SERIES 7 23.01.2023	23-Jan-2023	7	3.200	NR(LT)
VI180225	OSKICMSB IMTN TRANCHE 2 SERIES 8 21.04.2023	21-Apr-2023	8	3.200	NR(LT)
VI180224	OSKICMSB IMTN TRANCHE 2 SERIES 9 21.07.2023	21-Jul-2023	8	3.200	NR(LT)
VJ180223	OSKICMSB IMTN TRANCHE 2 SERIES 10 23.10.2023	23-Oct-2023	8	3.200	NR(LT)
VJ180222	OSKICMSB IMTN TRANCHE 2 SERIES 11 23.01.2024	23-Jan-2024	8	3.200	NR(LT)
VJ180221	OSKICMSB IMTN TRANCHE 2 SERIES 12 23.04.2024	23-Apr-2024	8	3.200	NR(LT)
VJ180220	OSKICMSB IMTN TRANCHE 2 SERIES 13 23.07.2024	23-Jul-2024	7	3.200	NR(LT)
VG210417	OSKICMSB IMTN 08.11.2024 (T4S1)	08-Nov-2024	6	3.200	NR(LT)
VH210416	OSKICMSB IMTN 07.02.2025 (T4S2)	07-Feb-2025	6	3.200	NR(LT)
VH210415	OSKICMSB IMTN 09.05.2025 (T4S3)	09-May-2025	6	3.200	NR(LT)
VH210414	OSKICMSB IMTN 08.08.2025 (T4S4)	08-Aug-2025	7	3.200	NR(LT)
VH210413	OSKICMSB IMTN 07.11.2025 (T4S5)	07-Nov-2025	7	3.200	NR(LT)
VI210412	OSKICMSB IMTN 09.02.2026 (T4S6)	09-Feb-2026	7	3.200	NR(LT)
VI210411	OSKICMSB IMTN 08.05.2026 (T4S7)	08-May-2026	7	3.200	NR(LT)
VI210410	OSKICMSB IMTN 07.08.2026 (T4S8)	07-Aug-2026	8	3.200	NR(LT)
VI210409	OSKICMSB IMTN 09.11.2026 (T4S9)	09-Nov-2026	8	3.200	NR(LT)
VJ210408	OSKICMSB IMTN 09.02.2027 (T4S10)	09-Feb-2027	8	3.200	NR(LT)
VJ210407	OSKICMSB IMTN 07.05.2027 (T4S11)	07-May-2027	8	3.200	NR(LT)
VJ210406	OSKICMSB IMTN 09.08.2027 (T4S12)	09-Aug-2027	8	3.200	NR(LT)
VJ210405	OSKICMSB IMTN 09.11.2027 (T4S13)	09-Nov-2027	10	3.200	NR(LT)
VK210404	OSKICMSB IMTN 09.02.2028 (T4S14)	09-Feb-2028	10	3.200	NR(LT)
VK210403	OSKICMSB IMTN 09.05.2028 (T4S15)	09-May-2028	10	3.200	NR(LT)
VK210402	OSKICMSB IMTN 09.08.2028 (T4S16)	09-Aug-2028	10	3.200	NR(LT)
VK210401	OSKICMSB IMTN 09.11.2028 (T4S17)	09-Nov-2028	6	3.200	NR(LT)
201900028	OSK I CM SDN.BHD. RM980.0M MTN	10-May-2118	549		

FACILITY/BOND CODE	FACILITY/BOND NAME	MATURITY DATE	O/S AMT (MYR Mil)	CPN RATE (%)	RATING
UG190172	OSKICMSB MTN 1096D 10.5.2022-Tranche 1 Series 3	10-May-2022	5	3.460	NR(LT)
UF200212	OSKICMSB MTN 730D 30.9.2022 Tranche 4 Series 2	30-Sep-2022	5	3.010	NR(LT)
UH190171	OSKICMSB MTN 1461D 10.5.2023-Tranche 1 Series 4	10-May-2023	8	3.460	NR(LT)
UG200211	OSKICMSB MTN 1094D 29.9.2023 Tranche 4 Series 3	29-Sep-2023	10	3.010	NR(LT)
UI190170	OSKICMSB MTN 1827D 10.5.2024-Tranche 1 Series 5	10-May-2024	8	3.460	NR(LT)
UH200210	OSKICMSB MTN 1461D 30.9.2024 Tranche 4 Series 4	30-Sep-2024	10	3.010	NR(LT)
UI190301	OSKICMSB TRANCHE 2 MTN 1827D 30.9.2024	30-Sep-2024	100	3.060	NR(LT)
UI200032	OSKICMSB MTN 1827D 30.1.2025 Tranche 3	30-Jan-2025	100	3.060	NR(LT)
UJ190169	OSKICMSB MTN 2191D 09.5.2025-Tranche 1 Series 6	09-May-2025	9	3.460	NR(LT)
UI200209	OSKICMSB MTN 1826D 30.9.2025 Tranche 4 Series 5	30-Sep-2025	15	3.010	NR(LT)
UK190168	OSKICMSB MTN 2555D 08.5.2026-Tranche 1 Series 7	08-May-2026	10	3.460	NR(LT)
UJ200208	OSKICMSB MTN 2191D 30.9.2026 Tranche 4 Series 6	30-Sep-2026	40	3.010	NR(LT)
UL190167	OSKICMSB MTN 2922D 10.5.2027-Tranche 1 Series 8	10-May-2027	10	3.460	NR(LT)
UK200207	OSKICMSB MTN 2556D 30.9.2027 Tranche 4 Series 7	30-Sep-2027	50	3.010	NR(LT)
UM190166	OSKICMSB MTN 3288D 10.5.2028-Tranche 1 Series 9	10-May-2028	11	3.460	NR(LT)
UL200206	OSKICMSB MTN 2921D 29.9.2028 Tranche 4 Series 8	29-Sep-2028	65	3.010	NR(LT)
UN190165	OSKICMSB MTN 3653D 10.5.2029-Tranche 1 Series 10	10-May-2029	13	3.460	NR(LT)
UO190164	OSKICMSB MTN 4018D 10.5.2030-Tranche 1 Series 11	10-May-2030	13	3.460	NR(LT)
UP190163	OSKICMSB MTN 4382D 09.5.2031-Tranche 1 Series 12	09-May-2031	16	3.460	NR(LT)
UQ190162	OSKICMSB MTN 4749D 10.5.2032-Tranche 1 Series 13	10-May-2032	16	3.460	NR(LT)
UR190161	OSKICMSB MTN 5114D 10.5.2033-Tranche 1 Series 14	10-May-2033	18	3.460	NR(LT)
US190160	OSKICMSB MTN 5479D 10.5.2034-Tranche 1 Series 15	10-May-2034	18	3.460	NR(LT)

REGISTRATION CODE	202001026428 (1382748P)				
ISSUER NAME	<b>OSK Rated Bond Sdn Berhad</b>				
INDUSTRY	INDUSTRIAL PRODUCTS				
PROFILE	OSK Rated Bond Sdn Berhad was incorporated on 04 September 2020 and is a funding vehicle of its parent company OSK Holdings Berhad, which is listed on the Main Market of Bursa Malaysia in 1991. The group's businesses are mainly involved in five different segments which include property development and investment, financial services, construction, industries and hospitality.				
FACILITY/BOND CODE	FACILITY/BOND NAME	MATURITY DATE	O/S AMT (MYR Mil)	CPN RATE (%)	RATING
202100006	OSKRBM2.0 BILLION MCMTN PROGRAMME	12-Mar-2121	20		
UI210095	OSK RATED MCMTN 1826D 12.3.2026	12-Mar-2026	20	3.550	AA
202100007	OSKRBM2.0 BILLION SUKUK MURABAHAH PROGRAMME	12-Mar-2121	678		
VI210042	OSK RATED SUKUK MURABAHAH 3.550% 12.03.2026	12-Mar-2026	100	3.550	AA IS
VK210158	OSK RATED IMTN 4.390% 28.04.2028 (Series 002)	28-Apr-2028	373	4.390	AA IS
VN210157	OSK RATED IMTN 4.520% 30.04.2031 (Series 003)	30-Apr-2031	205	4.520	AA IS

REGISTRATION CODE	199601014303 (386653K)				
ISSUER NAME	<b>Pac Lease Berhad</b>				
INDUSTRY	FINANCIAL SERVICES				
PROFILE	Incorporated on 9 May 1996, Pac Lease Berhad's ("Pac Lease") business mainly revolves around the provision of hire purchase, leasing, factoring and other financing services. Pac Lease is a wholly-owned subsidiary of OCBC Capital (Malaysia) Sdn Bhd ("OCBC Capital") subsequent to OCBC Capital's acquisition of the entire equity interest in Pac Lease in May 2012. In turn, the Singapore-based Oversea-Chinese Banking Corporation Limited is the ultimate holding company of Pac Lease.				
FACILITY/BOND CODE	FACILITY/BOND NAME	MATURITY DATE	O/S AMT (MYR Mil)	CPN RATE (%)	RATING
201700066	Pac Lease Bhd - CP/MTN Programme of up to RM1.0 billion	11-Oct-2024	280		
UF200035	PLB MTN 731D 07.3.2022	07-Mar-2022	50	3.450	AA3
UF200292	PLB MTN 547D 22.6.2022	22-Jun-2022	50	3.000	AA3
UF210261	PLB MTN 733D 02.8.2023	02-Aug-2023	50	3.200	AA3
UG210260	PLB MTN 915D 14.2.2024	14-Feb-2024	50	3.280	AA3
UG210422	PLB MTN 914D 18.6.2024	18-Jun-2024	80	3.480	AA3

REGISTRATION CODE	197201000959 (012557W)				
ISSUER NAME	<b>Pacific &amp; Orient Insurance CO Berhad</b>				
INDUSTRY	FINANCIAL SERVICES				
PROFILE	Pacific & Orient Insurance CO Berhad ("P&O Insurance") currently provides non-life insurance in Malaysia. The company has grown to be Malaysia's biggest and most established insurer in the motor insurance segment since it was established as a licensed general insurer in 1972. P&O Insurance is wholly owned by Pacific & Orient Berhad ("P&O Berhad"), a listed company on the Main Market of Bursa Malaysia. P&O Berhad has diversified business interests in the following areas: provision of financial services and provision of information technology services.				
FACILITY/BOND CODE	FACILITY/BOND NAME	MATURITY DATE	O/S AMT (MYR Mil)	CPN RATE (%)	RATING
201200035	POI RM150M SUB NOTES PROGRAMME	27-Jun-2024	70		
PN120068	POI 7.600% 27.06.2022 (Tranche 1)	27-Jun-2022	70	7.600	A3



REGISTRATION CODE	199401009835 (295514U)				
ISSUER NAME	<b>Padiberas Nasional Berhad</b>				
INDUSTRY	CONSUMER PRODUCTS				
PROFILE	Padiberas Nasional Berhad ("Bernas") was formed on 14 April 1994 by the Government of Malaysia ("GoM") to corporatise the National Paddy and Rice Board ("LPBN"). Bernas had undertaken the commercial and social roles of LPBN in the Malaysian paddy and rice industry. Nevertheless, the GoM still retains all regulatory functions within the domestic rice industry. Bernas' principal activities involve the importation of rice, trading of local and imported rice and rice milling. On 12 January 1996, Bernas was privatised and it was granted the right to import rice into Malaysia until the year of 2011, which has then been extended for a further 5-year period to 2016. The largest shareholder of Bernas is Tradewinds (M) Berhad with a 72.57%-stake.				
FACILITY/BOND CODE	FACILITY/BOND NAME	MATURITY DATE	O/S AMT (MYR Mil)	CPN RATE (%)	RATING
202000045	BERNAS UNRATED RM1.80 BILLION IMTN SUKUK WAKALAH	30-Oct-2030	1,674		
VN200279	BERNAS IMTN Floating Rate Tranche 2	30-Oct-2030	809	5.100	NR(LT)
VN200278	BERNAS IMTN Floating Rate Tranche 1	30-Oct-2030	865	5.100	NR(LT)

REGISTRATION CODE	201701047658 (1261834M)				
ISSUER NAME	<b>Paramount Capital Resources Sdn Berhad</b>				
INDUSTRY	PROPERTY AND REAL ESTATE				
PROFILE	Paramount Capital Resources Sdn Berhad ("PCR") was incorporated on 29 December 2017 as the funding vehicle of Paramount Corporation Berhad ("Paramount"), an investment holding company listed on the Main Market of Bursa Malaysia. The principal activities of Paramount's subsidiaries include property development and education services, operating under the Paramount Property and Paramount Education brands respectively.				
FACILITY/BOND CODE	FACILITY/BOND NAME	MATURITY DATE	O/S AMT (MYR Mil)	CPN RATE (%)	RATING
201900009	PCR RM800.0M SUKUK MURABAHAH PROGRAMME	25-Feb-2039	79		
VN190037	PCR IMTN 23.02.2029 (Tranche 1 Series 1)	23-Feb-2029	73	3.500	NR(LT)
VN190068	PCR IMTN 23.02.2029 (Tranche 1 Series 2)	23-Feb-2029	6	3.500	NR(LT)

REGISTRATION CODE	196901000222 (008578A)				
ISSUER NAME	<b>Paramount Corporation Berhad</b>				
INDUSTRY	PROPERTY AND REAL ESTATE				
PROFILE	Paramount Corporation Berhad is an investment holding company listed on the Main Market of Bursa Malaysia. The principal activities of its subsidiaries include property development and education services, operating under the Paramount Property and Paramount Education brands respectively.				
FACILITY/BOND CODE	FACILITY/BOND NAME	MATURITY DATE	O/S AMT (MYR Mil)	CPN RATE (%)	RATING
201400005	PARAMOUNT RM200.0M PERPETUAL PDS PROGRAMME	06-Feb-2114	50		
FZ150001	PARAMOUNT 06.02.2114 (Series B2)	06-Feb-2114	50	5.400	NR(LT)
201900050	PARAMOUNT CORPORATION BERHAD - PERPETUAL SECURITIES PROGRAMME OF UP TO RM500.0 MILLION IN AGGREGATE NOMINAL VALUE	11-Aug-2119	200		
DZ190009	PARAMON 6.350% 11.08.2119	11-Aug-2119	50	6.350	NR(LT)
PI190010	PARAMON 6.350% 11.08.2119	11-Aug-2119	100	6.350	NR(LT)

FACILITY/BOND CODE	FACILITY/BOND NAME	MATURITY DATE	O/S AMT (MYR Mil)	CPN RATE (%)	RATING
DZ200003	PARAMON 0% 11.08.2119	11-Aug-2119	50	4.650	NR(LT)

REGISTRATION CODE	201801031465 (1293491H)				
ISSUER NAME	<b>Pasukhas Green Assets Sdn Berhad</b>				
INDUSTRY	CONSTRUCTION AND ENGINEERING				
PROFILE	Pasukhas Green Assets Sdn Berhad ("PGA"), formerly known as Morning Summit Sdn Berhad, was incorporated on 30 August 2018 to focus on energy, utility and power, and is wholly owned by Pasukhas Group Berhad ("PGB"). PGB is an investment holding company listed on the ACE Market of Bursa Malaysia, and the services provided by the subsidiaries of PGB include mechanical and electrical engineering, civil engineering and construction, manufacturing of low voltage switchboards, trading of equipment and coal, renewable energy, and property development and rental.				
FACILITY/BOND CODE	FACILITY/BOND NAME	MATURITY DATE	O/S AMT (MYR Mil)	CPN RATE (%)	RATING
201900011	PGA RM200.0 MILLION ASEAN GREEN SRI SUKUK PROGRAMME	28-Feb-2039	15		
VG190045	PGA IMTN 5.500% 28.02.2022	28-Feb-2022	1	5.500	NR(LT)
VH190044	PGA IMTN 5.500% 28.02.2023	28-Feb-2023	2	5.500	NR(LT)
VI190043	PGA IMTN 5.500% 28.02.2024	28-Feb-2024	2	5.500	NR(LT)
VJ190042	PGA IMTN 5.500% 28.02.2025	28-Feb-2025	2	5.500	NR(LT)
VK190041	PGA IMTN 5.500% 27.02.2026	27-Feb-2026	2	5.500	NR(LT)
VL190040	PGA IMTN 5.500% 26.02.2027	26-Feb-2027	2	5.500	NR(LT)
VM190039	PGA IMTN 5.500% 25.02.2028	25-Feb-2028	2	5.500	NR(LT)
VN190038	PGA IMTN 5.500% 27.02.2029	27-Feb-2029	2	5.500	NR(LT)

REGISTRATION CODE	201501002096 (1127428K)				
ISSUER NAME	<b>Pavilion REIT Bond Capital Berhad</b>				
INDUSTRY	PROPERTY AND REAL ESTATE				
PROFILE	Pavilion REIT Bond Capital Berhad ("PRBCB") is a special purpose company that was established for raising financing for and on behalf of Pavilion Real Estate Investment Trust ("Pavillion REIT"), a real estate investment trust listed on the Main Market of Bursa Malaysia. PRBCB is wholly-owned by AmTrustee Berhad as the trustee for Pavilion REIT. Pavilion REIT's principal activity is to invest in a diversified portfolio of income-producing real estate used predominantly for retail purposes in Malaysia and other countries within the Asia-Pacific region, as well as other real estate-related assets. Pavilion REIT's portfolio consists of Pavilion Kuala Lumpur Mall and Pavilion Tower in Bukit Bintang, Kuala Lumpur.				
FACILITY/BOND CODE	FACILITY/BOND NAME	MATURITY DATE	O/S AMT (MYR Mil)	CPN RATE (%)	RATING
201600011	PAVILIONREIT 20 YRS 8.0 Billion MTN	25-Mar-2036	1,495		
UG210100	PAVILIONREIT MTN 1096D 15.3.2024	15-Mar-2024	20	3.130	NR(LT)
UI190048	PAVILIONREIT MTN FLOATING RATE 1827D 25.3.2024	25-Mar-2024	150	3.200	NR(LT)
UI190047	PAVILIONREIT MTN 1827D 25.3.2024	25-Mar-2024	150	4.900	NR(LT)
UI190155	PAVILIONREIT MTN 1827D 26.4.2024	26-Apr-2024	75	4.850	NR(LT)
UK180054	PAVILIONREIT MTN 2555D 25.4.2025	25-Apr-2025	700	4.900	NR(LT)
UK210117	PAVILIONREIT MTN 2556D 24.3.2028	24-Mar-2028	100	3.150	NR(LT)
UK210118	PAVILIONREIT MTN 2556D 24.3.2028	24-Mar-2028	300	3.250	NR(LT)



REGISTRATION CODE	199401043031 (328719K)				
ISSUER NAME	<b>Pelabuhan Tanjung Pelepas Sdn Berhad</b>				
INDUSTRY	INFRASTRUCTURES AND UTILITIES				
PROFILE	Pelabuhan Tanjung Pelepas Sdn Berhad ("PTP") is engaged in the business of constructing, operating, maintaining and managing the Port of Tanjung Pelepas together with the provision of port facilities and other related services. Major shareholders include MMC Corporation Berhad and APM Terminals B.V. The Minister of Finance (Incorporated) holds 100% of its redeemable preference shares and 1 special share in PTP. Located on the eastern mouth of the Pulau River in south-western Johor, Malaysia, the Port of Tanjung Pelepas began its operations on 10 October 1999 as a port for container ships.				
FACILITY/BOND CODE	FACILITY/BOND NAME	MATURITY DATE	O/S AMT (MYR Mil)	CPN RATE (%)	RATING
201800056	PTP SUKUK MURABAHAH PROGRAMME	01-Nov-2038	240		
VN180309	PTP IMTN 4.450% 01.11.2028	01-Nov-2028	60	4.450	NR(LT)
VP180308	PTP IMTN 4.660% 01.11.2030	01-Nov-2030	60	4.660	NR(LT)
VQ180307	PTP IMTN 4.750% 31.10.2031	31-Oct-2031	60	4.750	NR(LT)
VS180306	PTP IMTN 4.890% 01.11.2033	01-Nov-2033	60	4.890	NR(LT)
202000018	PTP RM2.15 BILLION SUKUK MURABAHAH PROGRAMME	18-Jun-2040	2,095		
VI200095	PTP IMTN 3.740% 18.06.2025	18-Jun-2025	270	3.740	AA- IS
VI200182	PTP IMTN 3.150% 28.08.2025	28-Aug-2025	295	3.150	AA- IS
VI210149	PTP IMTN 3.740% 21.04.2026 (Series 3 Tranche 7)	21-Apr-2026	200	3.740	AA- IS
VK200094	PTP IMTN 3.950% 18.06.2027	18-Jun-2027	360	3.950	AA- IS
VK200181	PTP IMTN 3.300% 27.08.2027	27-Aug-2027	405	3.300	AA- IS
VN200093	PTP IMTN 4.050% 18.06.2030	18-Jun-2030	270	4.050	AA- IS
VN200180	PTP IMTN 3.400% 28.08.2030	28-Aug-2030	295	3.400	AA- IS

REGISTRATION CODE	199301028806 (283544D)				
ISSUER NAME	<b>Penang Port Sdn Berhad</b>				
INDUSTRY	INFRASTRUCTURES AND UTILITIES				
PROFILE	Penang Port Sdn Berhad ("PPSB") was established on 7 December 1993 to undertake the corporatisation of Penang Port, which was then managed by the Penang Port Commission. Penang Port serves as the main gateway for imports to and exports from the northern region of Peninsular Malaysia and southern Thailand. PPSB is wholly owned by MMC Corporation Berhad ("MMC"), a company listed on the Main Market of Bursa Malaysia. MMC is an investment holding company with diversified businesses under three major division, which are ports & logistics, energy & utilities, and engineering & construction.				
FACILITY/BOND CODE	FACILITY/BOND NAME	MATURITY DATE	O/S AMT (MYR Mil)	CPN RATE (%)	RATING
201900082	PENANGPORT RM1.0B SUKUK MURABAHAH PROGRAMME	27-Dec-2039	1,000		
VK190314	PENANGPORT IMTN 4.300% 24.12.2026 - Tranche No 1	24-Dec-2026	200	4.300	AA- IS
VN190315	PENANGPORT IMTN 4.480% 27.12.2029 - Tranche No 2	27-Dec-2029	300	4.480	AA- IS
VP190316	PENANGPORT IMTN 4.680% 26.12.2031 - Tranche No 3	26-Dec-2031	500	4.680	AA- IS

REGISTRATION CODE	201201012474 (985991U)				
ISSUER NAME	<b>Pengerang LNG (Two) Sdn Berhad</b>				
INDUSTRY	MINING & PETROLEUM				
PROFILE	Pengerang LNG (Two) Sdn Berhad ("PLNG2") was incorporated on 9 April 2012. The principal activities of PLNG2 are construction, owning, managing and operating of liquefied natural gas ("LNG") regasification terminal and ancillary facilities. PLNG2 owns a regasification terminal, Regasification Terminal Pengerang ("RGTP"), through which natural gas is supplied to the Pengerang Integrated Complex ("PIC").				
FACILITY/BOND CODE	FACILITY/BOND NAME	MATURITY DATE	O/S AMT (MYR Mil)	CPN RATE (%)	RATING
202000041	PLNG2 RM3.0B SUKUK MURABAHAH PROGRAMME	21-Oct-2050	1,610		
VF200231	PLNG2 IMTN 2.120% 21.10.2022 - Tranche No 2	21-Oct-2022	110	2.120	AAA IS
VG200232	PLNG2 IMTN 2.220% 20.10.2023 - Tranche No 3	20-Oct-2023	105	2.220	AAA IS
VH200233	PLNG2 IMTN 2.370% 21.10.2024 - Tranche No 4	21-Oct-2024	110	2.370	AAA IS
VI200234	PLNG2 IMTN 2.490% 21.10.2025 - Tranche No 5	21-Oct-2025	120	2.490	AAA IS
VJ200235	PLNG2 IMTN 2.670% 21.10.2026 - Tranche No 6	21-Oct-2026	100	2.670	AAA IS
VK200236	PLNG2 IMTN 2.760% 21.10.2027 - Tranche No 7	21-Oct-2027	95	2.760	AAA IS
VL200237	PLNG2 IMTN 2.860% 20.10.2028 - Tranche No 8	20-Oct-2028	100	2.860	AAA IS
VM200238	PLNG2 IMTN 2.920% 19.10.2029 - Tranche No 9	19-Oct-2029	90	2.920	AAA IS
VN200239	PLNG2 IMTN 2.980% 21.10.2030 - Tranche No 10	21-Oct-2030	90	2.980	AAA IS
VO200240	PLNG2 IMTN 3.090% 21.10.2031 - Tranche No 11	21-Oct-2031	95	3.090	AAA IS
VP200241	PLNG2 IMTN 3.160% 21.10.2032 - Tranche No 12	21-Oct-2032	85	3.160	AAA IS
VQ200242	PLNG2 IMTN 3.240% 21.10.2033 - Tranche No 13	21-Oct-2033	85	3.240	AAA IS
VR200243	PLNG2 IMTN 3.310% 20.10.2034 - Tranche No 14	20-Oct-2034	85	3.310	AAA IS
VS200244	PLNG2 IMTN 3.410% 19.10.2035 - Tranche No 15	19-Oct-2035	70	3.410	AAA IS
VT200245	PLNG2 IMTN 3.490% 21.10.2036 - Tranche No 16	21-Oct-2036	70	3.490	AAA IS
VU200246	PLNG2 IMTN 3.560% 21.10.2037 - Tranche No 17	21-Oct-2037	70	3.560	AAA IS
VV200247	PLNG2 IMTN 3.620% 21.10.2038 - Tranche No 18	21-Oct-2038	50	3.620	AAA IS
VW200248	PLNG2 IMTN 3.680% 21.10.2039 - Tranche No 19	21-Oct-2039	40	3.680	AAA IS
VX200249	PLNG2 IMTN 3.740% 19.10.2040 - Tranche No 20	19-Oct-2040	40	3.740	AAA IS

REGISTRATION CODE	201401006213 (1082296U)				
ISSUER NAME	<b>Pengurusan Air Selangor Sdn Berhad</b>				
INDUSTRY	INFRASTRUCTURES AND UTILITIES				
PROFILE	Pengurusan Air Selangor Sdn Berhad ("Air Selangor") was incorporated on 26 February 2014. Air Selangor is principally involved in water treatment and water distribution in Selangor, Kuala Lumpur and Putrajaya since 13 September 2019. It is the wholly owned subsidiary of Air Selangor Holdings Berhad and is ultimately owned by Menteri Besar Selangor (Incorporated).				
FACILITY/BOND CODE	FACILITY/BOND NAME	MATURITY DATE	O/S AMT (MYR Mil)	CPN RATE (%)	RATING
202000062	AIR SELANGOR RM10.0 BILLION IMTN PROGRAMME	23-Dec-2050	2,100		
VG200353	AIR SELANGOR IMTN T1 S1 2.590% 22.12.2023	22-Dec-2023	100	2.590	AAA
VI200352	AIR SELANGOR IMTN T1 S2 2.890% 23.12.2025	23-Dec-2025	150	2.890	AAA
VK200351	AIR SELANGOR IMTN T1 S3 3.240% 23.12.2027	23-Dec-2027	350	3.240	AAA
VK210386	AIR SELANGOR IMTN T2 S1 4.100% 27.10.2028	27-Oct-2028	395	4.100	AAA
VN200350	AIR SELANGOR IMTN T1 S4 3.590% 23.12.2030	23-Dec-2030	500	3.590	AAA
VN210389	AIR SELANGOR IMTN T2 S2 4.220% 29.10.2031	29-Oct-2031	175	4.220	AAA
VS210388	AIR SELANGOR IMTN T2 S3 SRI SUKUK KAS 29.10.2036	29-Oct-2036	255	4.740	AAA
VX210387	AIR SELANGOR IMTN T2 S4 SRI SUKUK KAS 29.10.2041	29-Oct-2041	175	4.880	AAA

REGISTRATION CODE	200901023748 (866847H)				
ISSUER NAME	<b>Pengurusan Air SPV Berhad</b>				
INDUSTRY	INFRASTRUCTURES AND UTILITIES				
PROFILE	Incorporated on 3 August 2009, Pengurusan Air SPV Berhad ("PASB") is a single purpose company set up as a wholly-owned subsidiary of Pengurusan Aset Air Berhad ("PAAB") to undertake the financing of PAAB's acquisition of water assets and their accompanying liabilities in Peninsular Malaysia and the Federal Territory of Labuan, as well as for the financing of the subsequent development of water operators' infrastructure in the states involved. PAAB or Water Asset Management Company was established on 5 May 2006 as a wholly-owned subsidiary of the Minister of Finance (Incorporated) to restructure the water industry in Peninsular Malaysia and the Federal Territory of Labuan, in line with the Water Services Industry Act 2006 enforced in January 2008. PAAB is responsible for developing the water infrastructure and sourcing the requisite funding. The operators can then focus on water-treatment and distribution services, aimed at the provision of better-quality water and services to end-users at more affordable rates.				
FACILITY/BOND CODE	FACILITY/BOND NAME	MATURITY DATE	O/S AMT (MYR Mil)	CPN RATE (%)	RATING
200900056	PASB RM20.0B IMTN PROGRAMME	04-Nov-2039	10,670		
VG190020	PASB IMTN 4.190% 07.02.2022 - Issue No. 6	07-Feb-2022	200	4.190	AAA
VG190033	PASB IMTN 4.120% 25.02.2022 - Issue No. 9	25-Feb-2022	500	4.120	AAA
VN120286	PASB IMTN 3.900% 05.08.2022 - Issue No. 5	05-Aug-2022	200	3.900	AAA
VH190021	PASB IMTN 4.220% 07.02.2023 - Issue No. 7	07-Feb-2023	100	4.220	AAA
VI190022	PASB IMTN 4.300% 07.02.2024 - Issue No. 8	07-Feb-2024	300	4.300	AAA
VI190034	PASB IMTN 4.280% 23.02.2024 - Issue No. 10	23-Feb-2024	750	4.280	AAA
VI190100	PASB IMTN 4.000% 04.06.2024 - Issue No. 13	04-Jun-2024	300	4.000	AAA

FACILITY/BOND CODE	FACILITY/BOND NAME	MATURITY DATE	O/S AMT (MYR Mil)	CPN RATE (%)	RATING
VI190229	PASB IMTN 3.600% 30.10.2024 - Issue No. 16	30-Oct-2024	250	3.600	AAA
VI200084	PASB IMTN 3.070% 05.06.2025 - Issue No. 20	05-Jun-2025	400	3.070	AAA
VI200289	PASB IMTN 2.690% 05.11.2025 - Issue No. 25	05-Nov-2025	235	2.690	AAA
VK190035	PASB IMTN 4.380% 25.02.2026 - Issue No. 11	25-Feb-2026	250	4.380	AAA
VK190101	PASB IMTN 4.070% 04.06.2026 - Issue No. 14	04-Jun-2026	400	4.070	AAA
VK190230	PASB IMTN 3.800% 30.10.2026 - Issue No. 17	30-Oct-2026	450	3.800	AAA
VK200085	PASB IMTN 3.320% 04.06.2027 - Issue No. 21	04-Jun-2027	850	3.320	AAA
VK200206	PASB IMTN 2.910% 28.09.2027 - Issue No. 22	28-Sep-2027	250	2.910	AAA
VJ210418	PASB IMTN 3.830% 11.11.2027 - Issue No. 33	11-Nov-2027	300	3.830	AAA
VK210005	PASB IMTN 3.070% 04.02.2028 - Issue No. 28	04-Feb-2028	500	3.070	AAA
VK210156	PASB IMTN 3.750% 28.04.2028 - Issue No. 30	28-Apr-2028	500	3.750	AAA
VK210216	PASB IMTN 3.730% 02.06.2028 - Issue No. 31	02-Jun-2028	550	3.730	AAA
VK210321	PASB IMTN 3.680% 25.08.2028 - Issue No. 32	25-Aug-2028	200	3.680	AAA
VN190036	PASB IMTN 4.540% 23.02.2029 - Issue No. 12	23-Feb-2029	400	4.540	AAA
VN190102	PASB IMTN 4.150% 04.06.2029 - Issue No. 15	04-Jun-2029	400	4.150	AAA
VN190231	PASB IMTN 3.900% 30.10.2029 - Issue No. 18	30-Oct-2029	500	3.900	AAA
VN200207	PASB IMTN 3.120% 27.09.2030 - Issue No. 23	27-Sep-2030	315	3.120	AAA
VN200290	PASB IMTN 3.140% 05.11.2030 - Issue No. 26	05-Nov-2030	145	3.140	AAA
VN210419	PASB IMTN 4.080% 11.11.2031 - Issue No. 34	11-Nov-2031	250	4.080	AAA
VS190232	PASB IMTN 4.000% 30.10.2034 - Issue No. 19	30-Oct-2034	400	4.000	AAA
VS200208	PASB IMTN 1.000% 28.09.2035 - Issue No. 24	28-Sep-2035	200	1.000	AAA
VS200291	PASB IMTN 1.000% 05.11.2035 - Issue No. 27	05-Nov-2035	175	1.000	AAA
VS210006	PASB IMTN 1.000% 05.02.2036 - Issue No. 29	05-Feb-2036	300	1.000	AAA

FACILITY/BOND CODE	FACILITY/BOND NAME	MATURITY DATE	O/S AMT (MYR Mil)	CPN RATE (%)	RATING
VS210420	PASB IMTN 1.000% 11.11.2036 - Issue No. 35	11-Nov-2036	100	1.000	AAA
201100003	PASB RM20.0B GOVT GUARANTEED IMTN PROGRAMME	08-Feb-2041	8,025		
VI170172	PASB IMTN (GG) 4.06% 06.06.2022 - Issue No. 29	06-Jun-2022	900	4.060	NR(LT)
VH180195	PASB IMTN (GG) 4.300% 06.06.2022 - Issue No. 32	06-Jun-2022	350	4.300	NR(LT)
VK160016	PASB IMTN (GG) 4.43% 03.02.2023 - Issue No. 22	03-Feb-2023	1,000	4.430	NR(LT)
VI180196	PASB IMTN (GG) 4.410% 06.06.2023 - Issue No. 33	06-Jun-2023	715	4.410	NR(LT)
VK160157	PASB IMTN (GG) 4.23% 16.06.2023 - Issue No. 25	16-Jun-2023	800	4.230	NR(LT)
VK170173	PASB IMTN (GG) 4.27% 06.06.2024 - Issue No. 30	06-Jun-2024	500	4.270	NR(LT)
VJ180197	PASB IMTN (GG) 4.520% 06.06.2024 - Issue No. 34	06-Jun-2024	500	4.520	NR(LT)
VK180198	PASB IMTN (GG) 4.560% 06.06.2025 - Issue No. 35	06-Jun-2025	400	4.560	NR(LT)
VN150193	PASB IMTN (GG) 4.63% 26.09.2025 - Issue No. 21	26-Sep-2025	860	4.630	NR(LT)
VN160017	PASB IMTN (GG) 4.63% 05.02.2026 - Issue No. 23	05-Feb-2026	750	4.630	NR(LT)
VK190018	PASB IMTN (GG) 4.150% 6.2.2026 - Issue No. 36	06-Feb-2026	400	4.150	NR(LT)
VN160158	PASB IMTN (GG) 4.40% 17.06.2026 - Issue No. 26	17-Jun-2026	250	4.400	NR(LT)
VN190019	PASB IMTN (GG) 4.340% 7.2.2029 - Issue No. 37	07-Feb-2029	600	4.340	NR(LT)

REGISTRATION CODE	200801030547 (831878V)				
ISSUER NAME	<b>Perak Transit Berhad</b>				
INDUSTRY	TRANSPORTATION				
PROFILE	Perak Transit Berhad was incorporated in 2008 and converted to a public listed company on 26 March 2010. It is currently listed on the Main Market of Bursa Malaysia. Besides principally being an investment holding company, it is also mainly involved in the operations of an integrated terminal complex and provides public transportation services in Malaysia.				
FACILITY/BOND CODE	FACILITY/BOND NAME	MATURITY DATE	O/S AMT (MYR Mil)	CPN RATE (%)	RATING
201900061	Islamic Medium Term Notes (Sukuk Murabahah) Programme of up to RM500.0 million in nominal value (Sukuk Murabahah Programme)	20-Oct-2034	292		
VK190226	PTRANS IMTN 2557D 22.10.2026	22-Oct-2026	192	3.740	NR(LT)
VK210319	PTRANS IMTN 2555D 18.08.2028	18-Aug-2028	100	3.740	NR(LT)

REGISTRATION CODE	201801036978 (1299008V)				
ISSUER NAME	<b>Perangsang Capital Sdn Berhad</b>				
INDUSTRY	FINANCIAL SERVICES				
PROFILE	Perangsang Capital Sdn Berhad ("PCSB") is an investment holding company that was incorporated on 10 October 2018, and is wholly owned by Kumpulan Perangsang Selangor Berhad ("Kumpulan Perangsang") which is an investment holding company listed on the Main Market of Bursa Malaysia. The four core sectors of Kumpulan Perangsang are manufacturing, trading, licensing and infrastructure.				
FACILITY/BOND CODE	FACILITY/BOND NAME	MATURITY DATE	O/S AMT (MYR Mil)	CPN RATE (%)	RATING
201900005	PCSB RM500.0 MILLION 15-YEARS SUKUK MURABAHAH	30-Jan-2034	300		
VG190012	PCSB IMTN FLOATING RATE 28.01.2022	28-Jan-2022	43	3.690	NR(LT)
VH190011	PCSB IMTN FLOATING RATE 30.01.2023	30-Jan-2023	48	3.690	NR(LT)
VI190010	PCSB IMTN FLOATING RATE 30.01.2024	30-Jan-2024	44	3.690	NR(LT)
VJ190009	PCSB IMTN FLOATING RATE 28.01.2025	28-Jan-2025	50	3.690	NR(LT)
VK190008	PCSB IMTN FLOATING RATE 30.01.2026	30-Jan-2026	55	3.690	NR(LT)
VL190007	PCSB IMTN FLOATING RATE 29.01.2027	29-Jan-2027	60	3.690	NR(LT)

REGISTRATION CODE	9920050				
ISSUER NAME	<b>Perbadanan Kemajuan Negeri Selangor</b>				
INDUSTRY	PROPERTY AND REAL ESTATE				
PROFILE	Incorporated in August 1964 under the Selangor State Development Corporation Enactment, 1964, Perbadanan Kemajuan Negeri Selangor ("PKNS") is one of the country's oldest state-owned development corporation that aims to provide affordable housing to the low- and medium-income groups. To date, PKNS has developed established areas such as Petaling Jaya, Kota Damansara, Bangi and Shah Alam. Besides its principal business in property development, its subsidiaries and associate companies are also involved in other businesses such as hotel operations, provision of environmental management services, construction, trading in building materials, toll concessions as well as power generation.				
FACILITY/BOND CODE	FACILITY/BOND NAME	MATURITY DATE	O/S AMT (MYR Mil)	CPN RATE (%)	RATING
201300088	PKNS RM1.7B IMTN PROGRAMME	31-Oct-2033	1,255		
VG190002	PKNS IMTN 4.742% 17.01.2022	17-Jan-2022	180	4.742	AA3
VG190077	PKNS IMTN 4.580% 01.04.2022	01-Apr-2022	50	4.580	AA3
VG190097	PKNS IMTN 4.500% 31.05.2022	31-May-2022	100	4.500	AA3
VG190111	PKNS IMTN 4.300% 28.06.2022	28-Jun-2022	120	4.300	AA3
VG190268	PKNS IMTN 3.850% 22.11.2022	22-Nov-2022	50	3.850	AA3
VH180339	PKNS IMTN 5.000% 02.12.2022	02-Dec-2022	70	5.000	AA3
VG200002	PKNS IMTN 13.01.2023	13-Jan-2023	100	3.765	AA3
VG200083	PKNS IMTN 3.650% 29.05.2023	29-May-2023	185	3.650	AA3
VI180239	PKNS IMTN 5.15% 10.08.2023	10-Aug-2023	150	5.150	AA3
VI180294	PKNS IMTN 5.010% 26.10.2023	26-Oct-2023	100	5.010	AA3
VI180301	PKNS IMTN 5.013% 31.10.2023	31-Oct-2023	150	5.013	AA3
202100022	PKNS RM1.0B ICP PROGRAMME	04-May-2028	810		
SD210121	PKNS ICP 177D 21.01.2022	21-Jan-2022	65	0.000	P1
SD210127	PKNS ICP 184D 09.02.2022	09-Feb-2022	50	0.000	P1
SD210149	PKNS ICP 179D 22.02.2022	22-Feb-2022	230	0.000	P1
SD210167	PKNS ICP 179D 22.03.2022	22-Mar-2022	85	0.000	P1
SD210168	PKNS ICP 179D 28.03.2022	28-Mar-2022	150	0.000	P1
SD210184	PKNS ICP 179D 26.04.2022	26-Apr-2022	50	0.000	P1
SE210128	PKNS ICP 365D 09.08.2022	09-Aug-2022	100	0.000	P1
SE210198	PKNS ICP 363D 22.11.2022	22-Nov-2022	80	0.000	P1
202100023	PKNS RM3.0B IMTN PROGRAMME	02-May-2121	100		
VE210161	PKNS IMTN 05.05.2022	05-May-2022	100	3.350	AA3



REGISTRATION CODE	9920070				
ISSUER NAME	<b>Perbadanan Kemajuan Pertanian Negeri Pahang (fka Lembaga Kemajuan Perusahaan Pertanian Negeri Pahang)</b>				
INDUSTRY	PLANTATION AND AGRICULTURE				
PROFILE	Perbadanan Kemajuan Pertanian Negeri Pahang ("PKPP") was incorporated on 15 November 1969 under the Emergency Enactment Pahang No. 2 Year 1969 to promote the development of the industrial agriculture in Pahang. PKPP's operations can be segregated into the commercial and social segments. The commercial segment mainly involves the cultivation of palm oil plantations as well as other commercial agricultural activities. PKPP is also involved in the breeding of chickens and cows, property development and hotel management. As for the social segment, PKPP is responsible for improving the living standards of the rural community by providing business and financial aid as well as the necessary infrastructure for the development of agricultural activities.				
FACILITY/BOND CODE	FACILITY/BOND NAME	MATURITY DATE	O/S AMT (MYR Mil)	CPN RATE (%)	RATING
202000047	PKPP RM650.0 MILLION 30 YEARS IMTN PROGRAMME	28-Oct-2050	535		
VG200281	PKPP IMTN 3.810% 30.10.2023	30-Oct-2023	80	3.810	AA3 (S)
VH200282	PKPP IMTN 3.960% 30.10.2024	30-Oct-2024	80	3.960	AA3 (S)
VI200283	PKPP IMTN 4.110% 30.10.2025	30-Oct-2025	80	4.110	AA3 (S)
VJ200284	PKPP IMTN 4.210% 30.10.2026	30-Oct-2026	125	4.210	AA3 (S)
VK200285	PKPP IMTN 4.360% 29.10.2027	29-Oct-2027	95	4.360	AA3 (S)
VL200286	PKPP IMTN 4.510% 30.10.2028	30-Oct-2028	75	4.510	AA3 (S)
202000047_1	PKPP RM650.0 MILLION 30 YEARS IMTN PROGRAMME	28-Oct-2050	115		
VM200287	PKPP IMTN 4.990% 30.10.2029	30-Oct-2029	65	4.990	NR(LT)
VN200288	PKPP IMTN 5.090% 30.10.2030	30-Oct-2030	50	5.090	NR(LT)

REGISTRATION CODE	100000168				
ISSUER NAME	<b>Perbadanan Tabung Pendidikan Tinggi Nasional</b>				
INDUSTRY	FINANCIAL SERVICES				
PROFILE	Perbadanan Tabung Pendidikan Tinggi Nasional ("PTPTN"), an agency under the Ministry of Higher Education, was set up on 1 July 1997 in accordance with the Perbadanan Tabung Pendidikan Tinggi Nasional Act 1997 (Act 566). PTPTN's main function is to provide educational financing in the form of study loans to students pursuing tertiary education in Malaysia as part of the Government of Malaysia's initiative to ensure that no students are denied access to higher education due to financial reasons.				
FACILITY/BOND CODE	FACILITY/BOND NAME	MATURITY DATE	O/S AMT (MYR Mil)	CPN RATE (%)	RATING
201200030	PTPTN RM3.5 BILLION GUARANTEED SUKUK PROGRAMME	15-Jun-2023	3,500		
VN120202	PTPTN IMTN 3.850% 15.06.2022 - Issue No. 1	15-Jun-2022	2,500	3.850	NR(LT)
VN120343	PTPTN IMTN 3.800% 15.09.2022 - Issue No. 2	15-Sep-2022	1,000	3.800	NR(LT)
201300023	PTPTN RM2.5B Islamic Medium Term Notes ("Sukuk") Programme	28-Feb-2033	2,500		
VN130089	PTPTN IMTN 3.840% 28.02.2023	28-Feb-2023	370	3.840	NR(LT)
VN130129	PTPTN IMTN 3.800% 10.05.2023	10-May-2023	100	3.800	NR(LT)
VN130217	PTPTN IMTN 4.040% 21.07.2023	21-Jul-2023	400	4.040	NR(LT)
VS130090	PTPTN IMTN 4.220% 28.02.2028	28-Feb-2028	830	4.220	NR(LT)
VS130130	PTPTN IMTN 4.190% 10.05.2028	10-May-2028	100	4.190	NR(LT)
VS130216	PTPTN IMTN 4.250% 21.07.2028	21-Jul-2028	200	4.250	NR(LT)

FACILITY/BOND CODE	FACILITY/BOND NAME	MATURITY DATE	O/S AMT (MYR Mil)	CPN RATE (%)	RATING
201400014	PTPTN - RM5.0 BILLION 25-YEARS IMTN SUKUK MURABAHAH	28-Mar-2039	3,800		
VN140090	PTPTN IMTN 4.670% 28.03.2024	28-Mar-2024	1,800	4.670	NR(LT)
VN140396	PTPTN IMTN 4.550% 20.12.2024	20-Dec-2024	700	4.550	NR(LT)
VP140207	PTPTN IMTN 4.530% 27.08.2026	27-Aug-2026	500	4.530	NR(LT)
VS150025	PTPTN IMTN 4.630% 12.02.2030	12-Feb-2030	500	4.630	NR(LT)
VX140397	PTPTN IMTN 4.880% 22.12.2034	22-Dec-2034	300	4.880	NR(LT)
201600036	PTPTN RM8.0B IMTN SUKUK MURABAHAH PROGRAMME ("GG SUKUK")	27-Jul-2046	8,000		
VK160230	PTPTN IMTN 27.07.2023	27-Jul-2023	500	3.900	NR(LT)
VJ170236	PTPTN IMTN 4.290% 17.08.2023	17-Aug-2023	500	4.290	NR(LT)
VK170111	PTPTN IMTN 14.03.2024	14-Mar-2024	780	4.270	NR(LT)
VN160231	PTPTN IMTN 27.07.2026	27-Jul-2026	1,000	4.200	NR(LT)
VN170112	PTPTN IMTN 12.03.2027	12-Mar-2027	275	4.450	NR(LT)
VS160232	PTPTN IMTN 25.07.2031	25-Jul-2031	500	4.500	NR(LT)
VS170113	PTPTN IMTN 12.03.2032	12-Mar-2032	855	4.860	NR(LT)
VS170237	PTPTN IMTN 4.930% 17.08.2032	17-Aug-2032	1,300	4.930	NR(LT)
VS180036	PTPTN IMTN 4.900% 21.01.2033	21-Jan-2033	500	4.900	NR(LT)
VX170114	PTPTN IMTN 13.03.2037	13-Mar-2037	290	4.950	NR(LT)
VZ160233	PTPTN IMTN 26.07.2041	26-Jul-2041	1,500	4.850	NR(LT)
201900010	PTPTN- RM3.0 BILLION 30-YEARS IMTN SUKUK MURABAHAH	01-Mar-2049	3,000		
VN190050	PTPTN IMTN 4.270% 01.03.2029	01-Mar-2029	700	4.270	NR(LT)
VS190049	PTPTN IMTN 4.580% 28.02.2034	28-Feb-2034	1,600	4.580	NR(LT)
VX190048	PTPTN IMTN 4.800% 01.03.2039	01-Mar-2039	700	4.800	NR(LT)
202000043	PTPTN RM12.3 BILLION SUKUK PROGRAMME	27-Oct-2050	2,300		
VJ210041	PTPTN IMTN 3.030% 09.03.2027	09-Mar-2027	150	3.030	NR(LT)
VL200276	PTPTN IMTN 2.770% 27.10.2028	27-Oct-2028	950	2.770	NR(LT)
VL210040	PTPTN IMTN 3.360% 09.03.2029	09-Mar-2029	150	3.360	NR(LT)
VN200275	PTPTN IMTN 2.900% 25.10.2030	25-Oct-2030	350	2.900	NR(LT)
VS210039	PTPTN IMTN 4.170% 10.03.2036	10-Mar-2036	700	4.170	NR(LT)

REGISTRATION CODE	197701002676 (033751K)				
ISSUER NAME	<b>Perdana ParkCity Sdn Berhad</b>				
INDUSTRY	PROPERTY AND REAL ESTATE				
PROFILE	Perdana ParkCity Sdn Berhad is an investment holding company principally involved in property development. The company's major project is Desa ParkCity, a 473-acre township located at the north-western district of Kuala Lumpur. Its community and township facilities include clubs, waterfronts, shopping and dining facilities, central parks, sport centres, schools and medical amenities.				
FACILITY/BOND CODE	FACILITY/BOND NAME	MATURITY DATE	O/S AMT (MYR Mil)	CPN RATE (%)	RATING
201800048	PERDANA PARKCITY SDN BHD - UNRATED MEDIUM TERM NOTES PROGRAMME OF UP TO RM500.0 MILLION IN NOMINAL VALUE	03-Oct-2033	230		
UJ200135	PPSB MTN 1940D 03.10.2025	03-Oct-2025	33	5.950	NR(LT)
UK180197	PPSB MTN 2557D 03.10.2025	03-Oct-2025	52	6.200	NR(LT)
UK180198	PPSB MTN 2557D 03.10.2025	03-Oct-2025	115	6.200	NR(LT)
UK190154	PPSB MTN 2557D 22.4.2026	22-Apr-2026	30	6.200	NR(LT)
202000056	PERDANA PARKCITY RM2.5 BILLION 20-YRS UNRATED MTN PROGRAMME	21-Dec-2040	997		
UI200306	PPSB MTN 1824D 19.12.2025	19-Dec-2025	140	3.540	NR(LT)
UI210341	PPSB MTN 1826D 30.9.2026	30-Sep-2026	118	3.650	NR(LT)
UK200307	PPSB MTN 2556D 21.12.2027	21-Dec-2027	205	3.540	NR(LT)
UK210342	PPSB MTN 2556D 29.9.2028	29-Sep-2028	63	3.650	NR(LT)
UL210349	PPSB MTN 2922D 08.10.2029	08-Oct-2029	225	3.520	NR(LT)
UL210359	PPSB MTN 2922D 11.10.2029	11-Oct-2029	37	3.520	NR(LT)
UM200308	PPSB MTN 3287D 21.12.2029	21-Dec-2029	98	3.540	NR(LT)
UM210182	PPSB MTN 3286D 17.5.2030	17-May-2030	111	3.450	NR(LT)

REGISTRATION CODE	199601028357 (400709X)				
ISSUER NAME	<b>Perodua Global Manufacturing Sdn Berhad</b>				
INDUSTRY	INDUSTRIAL PRODUCTS				
PROFILE	Perodua Global Manufacturing Sdn Bhd is a manufacturing facility fully owned by Malaysia's largest automobile manufacturer, Perusahaan Otomobil Kedua Sdn Berhad, that is located in Sungai Choh, Rawang, Selangor. It is the first Energy Efficient Vehicle ("EEV") state-of-the-art manufacturing facility in the country.				
FACILITY/BOND CODE	FACILITY/BOND NAME	MATURITY DATE	O/S AMT (MYR Mil)	CPN RATE (%)	RATING
201500058	PERODUA 15YRS RM2.0B IMTN PROGRAMME	17-Dec-2030	50		
VN150342	PERODUA IMTN 0.500% 17.12.2025	17-Dec-2025	50	0.500	NR(LT)

REGISTRATION CODE	201101019901 (948035U)				
ISSUER NAME	<b>PESTECH International Berhad</b>				
INDUSTRY	INFRASTRUCTURES AND UTILITIES				
PROFILE	PESTECH International Berhad ("PESTECH") was incorporated on 10 June 2011 and is listed on the Main Market of Bursa Malaysia. PESTECH is currently an investment holding company. Meanwhile, PESTECH's group of companies are involved in the design, engineering, manufacturing, installation, testing and commissioning of high voltage and extra high voltage substations, transmission lines and power cables, infrastructure asset management, power generation, rail electrification and signalling as well as power distribution and smart grid.				
FACILITY/BOND CODE	FACILITY/BOND NAME	MATURITY DATE	O/S AMT (MYR Mil)	CPN RATE (%)	RATING
202000040	PESTECH RM1,000.0 MILLION PERPETUAL SUKUK MUSHARAKAH	16-Oct-2120	49		
VZ200328	PESTECH IMTN 6.000% 16.10.2120	16-Oct-2120	11	6.000	NR(LT)
VZ200228	PESTECH IMTN 6.000% 16.10.2120	16-Oct-2120	37	6.000	NR(LT)

REGISTRATION CODE	201801032029 (1294054A)				
ISSUER NAME	<b>Petroleum Sarawak Exploration &amp; Production Sdn Berhad</b>				
INDUSTRY	MINING & PETROLEUM				
PROFILE	Petroleum Sarawak Exploration & Production Sdn Berhad ("PSEP") was incorporated on 5 September 2018 and is a wholly-owned subsidiary of Petroleum Sarawak Berhad, which is the Sarawak state-owned oil and gas company. PSEP is principally involved in the upstream oil and gas activities, i.e. extracting, exporting and importing of crude petroleum oil and production of crude gaseous hydrocarbon (natural gas).				
FACILITY/BOND CODE	FACILITY/BOND NAME	MATURITY DATE	O/S AMT (MYR Mil)	CPN RATE (%)	RATING
202100008	PSEP RM15.0 BILLION SUKUK WAKALAH PROGRAMME	17-Mar-2051	1,500		
VK210045	PSEP IMTN 3.800% 17.03.2028	17-Mar-2028	550	3.800	AAA
VN210044	PSEP IMTN 4.100% 19.03.2031	19-Mar-2031	950	4.100	AAA

REGISTRATION CODE	200001015384 (517991A)				
ISSUER NAME	<b>PNB Merdeka Ventures Sdn Berhad</b>				
INDUSTRY	PROPERTY AND REAL ESTATE				
PROFILE	PNB Merdeka Ventures Sdn Berhad ("PNBMV") was established on 24 June 2000 as a wholly-owned subsidiary of Permodalan Nasional Berhad. PNBMV's projects include the Merdeka PNB118 Tower which comprises 82 office floors, 18 floors for a 6-star hotel, and the remaining 18 floors for sky lobby and observation deck.				
FACILITY/BOND CODE	FACILITY/BOND NAME	MATURITY DATE	O/S AMT (MYR Mil)	CPN RATE (%)	RATING
201700096	PNBMV MERDEKA ASEAN GREEN SRI SUKUK PROGRAMME OF RM2.0 BILLION IN NOMINAL VALUE	29-Dec-2032	2,000		
VI170410	PNBMV IMTN 5.170% 29.12.2022 (Tranche 1 Series 1)	29-Dec-2022	10	5.170	NR(LT)
VJ170411	PNBMV IMTN 5.230% 29.12.2023 (Tranche 1 Series 2)	29-Dec-2023	20	5.230	NR(LT)
VH210244	PNBMV IMTN 3.670% 24.12.2024 (Tranche 4 Series 1)	24-Dec-2024	200	3.670	NR(LT)
VK170412	PNBMV IMTN 5.290% 27.12.2024 (Tranche 1 Series 3)	27-Dec-2024	30	5.290	NR(LT)
VL170413	PNBMV IMTN 5.350% 29.12.2025 (Tranche 1 Series 4)	29-Dec-2025	60	5.350	NR(LT)

FACILITY/BOND CODE	FACILITY/BOND NAME	MATURITY DATE	O/S AMT (MYR Mil)	CPN RATE (%)	RATING
VL190107	PNBMV IMTN 4.780% 28.12.2026 (Tranche 2 Series 1)	28-Dec-2026	65	4.780	NR(LT)
VM190108	PNBMV IMTN 4.810% 28.12.2027 (Tranche 2 Series 2)	28-Dec-2027	70	4.810	NR(LT)
VN190109	PNBMV IMTN 4.840% 28.12.2028 (Tranche 2 Series 3)	28-Dec-2028	90	4.840	NR(LT)
VN190304	PNBMV IMTN 4.640% 27.12.2029 (Tranche 3 Series 1)	27-Dec-2029	100	4.640	NR(LT)
VO190305	PNBMV IMTN 4.680% 27.12.2030 (Tranche 3 Series 2)	27-Dec-2030	105	4.680	NR(LT)
VP190306	PNBMV IMTN 4.730% 26.12.2031 (Tranche 3 Series 3)	26-Dec-2031	120	4.730	NR(LT)
VP210245	PNBMV IMTN 4.850% 24.12.2032 (Tranche 4 Series 2)	24-Dec-2032	230	4.850	NR(LT)
VQ190307	PNBMV IMTN 4.780% 27.12.2032 (Tranche 3 Series 4)	27-Dec-2032	110	4.780	NR(LT)
VR190110	PNBMV IMTN 5.030% 28.12.2032 (Tranche 2 Series 4)	28-Dec-2032	220	5.030	NR(LT)
VS170414	PNBMV IMTN 5.780% 29.12.2032 (Tranche 1 Series 5)	29-Dec-2032	570	5.780	NR(LT)
201700097	PNBMV SUKUK MURABAHAH PROGRAMME OF RM3.65 BILLION IN NOMINAL VALUE	29-Dec-2032	2,027		
VN190308	PNBMV IMTN 4.490% 27.12.2029 (Tranche 2 Series 1)	27-Dec-2029	200	4.490	NR(LT)
VO190309	PNBMV IMTN 4.530% 27.12.2030 (Tranche 2 Series 2)	27-Dec-2030	200	4.530	NR(LT)
VP190310	PNBMV IMTN 4.570% 26.12.2031 (Tranche 2 Series 3)	26-Dec-2031	200	4.570	NR(LT)
VQ190311	PNBMV IMTN 4.620% 27.12.2032 (Tranche 2 Series 4)	27-Dec-2032	243	4.620	NR(LT)
VS170415	PNBMV IMTN 5.680% 29.12.2032 (Tranche 1 Series 1)	29-Dec-2032	1,184	5.680	NR(LT)

<b>REGISTRATION CODE</b>	200901036907 (880036H)				
<b>ISSUER NAME</b>	<b>Point Zone (M) Sdn Berhad</b>				
<b>INDUSTRY</b>	TRADING & SERVICES				
<b>PROFILE</b>	Point Zone (M) Sdn Berhad ("Point Zone") is a special purpose vehicle set up by KPJ Healthcare Berhad ("KPJ") in November 2009 to facilitate the sukuk issuance for KPJ. KPJ is a listed company on the Main Market of Bursa Malaysia since 1994 with subsidiaries involved in the provision of medical and specialist healthcare services as well as hospital management, nursing education and pathology services.				
<b>FACILITY/BOND CODE</b>	<b>FACILITY/BOND NAME</b>	<b>MATURITY DATE</b>	<b>O/S AMT (MYR Mil)</b>	<b>CPN RATE (%)</b>	<b>RATING</b>
201500015	POINT ZONE RM1.50B SUKUK PROGRAMME	16-Apr-2025	1,050		
VK150060	POINT ZONE IMTN2 5.850% 15.04.2022	15-Apr-2022	300	5.850	NR(LT)
VJ160218	POINT ZONE IMTN4 5.00% 30.06.2022	30-Jun-2022	100	5.700	NR(LT)
VI180100	POINT ZONE IMTN5 4.65% 23.03.2023	23-Mar-2023	100	5.450	NR(LT)
VL150059	POINT ZONE IMTN3 5.950% 14.04.2023	14-Apr-2023	250	5.950	NR(LT)
VI180199	POINT ZONE IMTN6 4.75% 22.06.2023	22-Jun-2023	100	5.400	NR(LT)
VH200202	POINT ZONE IMTN7 4.150% 20.09.2024	20-Sep-2024	100	4.150	NR(LT)
VH200374	POINT ZONE IMTN8 3.90% 30.12.2024	30-Dec-2024	100	3.900	NR(LT)

<b>REGISTRATION CODE</b>	202101033118 (1433418V)				
<b>ISSUER NAME</b>	<b>PONSB Capital Berhad</b>				
<b>INDUSTRY</b>	INDUSTRIAL PRODUCTS				
<b>PROFILE</b>	PONSB Capital Berhad is a special purpose vehicle owned by Perusahaan Otomobil Nasional Sdn Bhd ("PROTON") to undertake the Islamic securities issuances, which will be utilised for general corporate purposes. Established in 1983, PROTON is one of the largest automakers in Malaysia and is engaged in designing, manufacturing and assembling the Proton-branded vehicles.				
<b>FACILITY/BOND CODE</b>	<b>FACILITY/BOND NAME</b>	<b>MATURITY DATE</b>	<b>O/S AMT (MYR Mil)</b>	<b>CPN RATE (%)</b>	<b>RATING</b>
202100062	PONSB RM1.0 BILLION ICP PROGRAMME	28-Dec-2028	50		
SD210214	PONSB ICP 182D 28.06.2022 - Series 1 Tranche 1	28-Jun-2022	50	0.000	P1 (S)
202100063	PONSB RM4.0 BILLION IMTN PROGRAMME	28-Dec-2051	450		
VI210468	PONSB IMTN 4.640% 28.12.2026 - Series 1 Tranche 1	28-Dec-2026	135	4.640	AA3 (S)
VK210467	PONSB IMTN 4.960% 28.12.2028 - Series 1 Tranche 2	28-Dec-2028	315	4.960	AA3 (S)

REGISTRATION CODE	199301009204 (263941V)				
ISSUER NAME	<b>Port Dickson Power Berhad</b>				
INDUSTRY	INFRASTRUCTURES AND UTILITIES				
PROFILE	Founded in 1993, Port Dickson Power Berhad ("PD Power") entered into a 21-year Power Purchase Agreement with the national utility giant, Tenaga Nasional Berhad, to build and operate a 440 megawatts gas-fired power plant. The power plant, which is located on a 67-acre site in Tanjung Gemuk, Port Dickson, Negeri Sembilan, commenced operations in January 1995. PD Power, previously owned by Sime Darby Berhad, was acquired by Malakoff Corporation Berhad in April 2014 following Sime Darby Berhad's decision to exit from the power industry.				
FACILITY/BOND CODE	FACILITY/BOND NAME	MATURITY DATE	O/S AMT (MYR Mil)	CPN RATE (%)	RATING
199600041	PD POWER RM149.7 M RULS	09-Dec-2024	150		
PZ93006W	PD POWER 12.000% 16.12.2023 PN	16-Dec-2023	70	12.000	NR(LT)
PZ94004H	PD POWER 12.000% 11.03.2024 PN	11-Mar-2024	15	12.000	NR(LT)
PZ94005T	PD POWER 12.000% 10.06.2024 PN	10-Jun-2024	15	12.000	NR(LT)
PZ94006X	PD POWER 12.000% 09.09.2024 PN	09-Sep-2024	30	12.000	NR(LT)
PZ94007W	PD POWER 12.000% 09.12.2024 PN	09-Dec-2024	20	12.000	NR(LT)

REGISTRATION CODE	201901006349 (1315676D)				
ISSUER NAME	<b>Potensi Angkasa Sdn Berhad</b>				
INDUSTRY	PROPERTY AND REAL ESTATE				
PROFILE	Potensi Angkasa Sdn Berhad ("Potensi ASB") was incorporated on 25 February 2019 as the funding conduit of Urban DNA Sdn Berhad ("Urban DNA"). Urban DNA is a joint venture between Aseana Properties Limited and Ireka Corporation Berhad, and is principally involved in property development.				
FACILITY/BOND CODE	FACILITY/BOND NAME	MATURITY DATE	O/S AMT (MYR Mil)	CPN RATE (%)	RATING
201900032	PASB RM90.0 MILLION CP/MTN PROGRAMME	10-Jun-2026	76		
UE210060	POTENSI ASB MTN Tranche 122 368D 28.2.2022	28-Feb-2022	1	6.000	NR(LT)
UE210061	POTENSI ASB MTN Tranche 121 368D 28.2.2022	28-Feb-2022	1	6.000	NR(LT)
UE210062	POTENSI ASB MTN Tranche 120 368D 28.2.2022	28-Feb-2022	1	6.000	NR(LT)
UE210063	POTENSI ASB MTN Tranche 119 368D 28.2.2022	28-Feb-2022	1	6.000	NR(LT)
UE210064	POTENSI ASB MTN Tranche 118 368D 28.2.2022	28-Feb-2022	1	6.000	NR(LT)
UE210065	POTENSI ASB MTN Tranche 117 368D 28.2.2022	28-Feb-2022	1	6.000	NR(LT)
UE210072	POTENSI ASB MTN Tranche 110 368D 28.2.2022	28-Feb-2022	2	6.000	NR(LT)
UE210067	POTENSI ASB MTN Tranche 115 368D 28.2.2022	28-Feb-2022	1	6.000	NR(LT)
UE210068	POTENSI ASB MTN Tranche 114 368D 28.2.2022	28-Feb-2022	1	6.000	NR(LT)
UE210069	POTENSI ASB MTN Tranche 113 368D 28.2.2022	28-Feb-2022	1	6.000	NR(LT)
UE210070	POTENSI ASB Tranche 112 MTN 368D 28.2.2022	28-Feb-2022	2	6.000	NR(LT)



FACILITY/BOND CODE	FACILITY/BOND NAME	MATURITY DATE	O/S AMT (MYR Mil)	CPN RATE (%)	RATING
UE210071	POTENSI ASB MTN Tranche 111 368D 28.2.2022	28-Feb-2022	2	6.000	NR(LT)
UE210066	POTENSI ASB MTN Tranche 116 368D 28.2.2022	28-Feb-2022	1	6.000	NR(LT)
UE210216	POTENSI ASB MTN Tranche 123 366D 10.6.2022	10-Jun-2022	20	7.000	NR(LT)
UE210197	POTENSI ASB MTN Tranche 142 367D 13.6.2022	13-Jun-2022	1	6.000	NR(LT)
UE210198	POTENSI ASB MTN Tranche 141 367D 13.6.2022	13-Jun-2022	1	6.000	NR(LT)
UE210199	POTENSI ASB MTN Tranche 140 367D 13.6.2022	13-Jun-2022	1	6.000	NR(LT)
UE210200	POTENSI ASB MTN Tranche 139 367D 13.6.2022	13-Jun-2022	1	6.000	NR(LT)
UE210201	POTENSI ASB MTN Tranche 138 367D 13.6.2022	13-Jun-2022	1	6.000	NR(LT)
UE210202	POTENSI ASB MTN Tranche 137 367D 13.6.2022	13-Jun-2022	1	6.000	NR(LT)
UE210203	POTENSI ASB MTN Tranche 136 367D 13.6.2022	13-Jun-2022	1	6.000	NR(LT)
UE210204	POTENSI ASB MTN Tranche 135 367D 13.6.2022	13-Jun-2022	1	6.000	NR(LT)
UE210205	POTENSI ASB MTN Tranche 134 367D 13.6.2022	13-Jun-2022	1	6.000	NR(LT)
UE210206	POTENSI ASB MTN Tranche 133 367D 13.6.2022	13-Jun-2022	1	6.000	NR(LT)
UE210207	POTENSI ASB MTN Tranche 132 367D 13.6.2022	13-Jun-2022	1	6.000	NR(LT)
UE210208	POTENSI ASB MTN Tranche 131 367D 13.6.2022	13-Jun-2022	1	6.000	NR(LT)
UE210209	POTENSI ASB MTN Tranche 130 367D 13.6.2022	13-Jun-2022	1	6.000	NR(LT)
UE210210	POTENSI ASB MTN Tranche 129 367D 13.6.2022	13-Jun-2022	1	6.000	NR(LT)
UE210211	POTENSI ASB MTN Tranche 128 367D 13.6.2022	13-Jun-2022	1	6.000	NR(LT)
UE210212	POTENSI ASB MTN Tranche 127 367D 13.6.2022	13-Jun-2022	1	6.000	NR(LT)
UE210213	POTENSI ASB MTN Tranche 126 367D 13.6.2022	13-Jun-2022	1	6.000	NR(LT)
UE210214	POTENSI ASB MTN Tranche 125 367D 13.6.2022	13-Jun-2022	1	6.000	NR(LT)
UE210215	POTENSI ASB MTN Tranche 124 367D 13.6.2022	13-Jun-2022	2	6.000	NR(LT)
UE210346	POTENSI ASB MTN Tranche 144 367D 03.10.2022	03-Oct-2022	1	6.000	NR(LT)
UE210347	POTENSI ASB MTN Tranche 143 367D 03.10.2022	03-Oct-2022	1	6.000	NR(LT)

FACILITY/BOND CODE	FACILITY/BOND NAME	MATURITY DATE	O/S AMT (MYR Mil)	CPN RATE (%)	RATING
UE210345	POTENSI ASB MTN Tranche 145 367D 03.10.2022	03-Oct-2022	1	6.000	NR(LT)
UE210344	POTENSI ASB MTN Tranche 146 367D 03.10.2022	03-Oct-2022	1	6.000	NR(LT)
UE210343	POTENSI ASB MTN Tranche 147 367D 03.10.2022	03-Oct-2022	1	6.000	NR(LT)
UE210361	POTENSI ASB MTN Tranche 164 368D 11.10.2022	11-Oct-2022	1	6.000	NR(LT)
UE210362	POTENSI ASB MTN Tranche 163 368D 11.10.2022	11-Oct-2022	1	6.000	NR(LT)
UE210363	POTENSI ASB MTN Tranche 162 368D 11.10.2022	11-Oct-2022	1	6.000	NR(LT)
UE210364	POTENSI ASB MTN Tranche 161 368D 11.10.2022	11-Oct-2022	1	6.000	NR(LT)
UE210365	POTENSI ASB MTN Tranche 160 368D 11.10.2022	11-Oct-2022	1	6.000	NR(LT)
UE210366	POTENSI ASB MTN Tranche 159 368D 11.10.2022	11-Oct-2022	1	6.000	NR(LT)
UE210367	POTENSI ASB MTN Tranche 158 368D 11.10.2022	11-Oct-2022	1	6.000	NR(LT)
UE210368	POTENSI ASB MTN Tranche 157 368D 11.10.2022	11-Oct-2022	1	6.000	NR(LT)
UE210369	POTENSI ASB MTN Tranche 156 368D 11.10.2022	11-Oct-2022	1	6.000	NR(LT)
UE210370	POTENSI ASB MTN Tranche 155 368D 11.10.2022	11-Oct-2022	1	6.000	NR(LT)
UE210371	POTENSI ASB MTN Tranche 154 368D 11.10.2022	11-Oct-2022	1	6.000	NR(LT)
UE210372	POTENSI ASB MTN Tranche 153 368D 11.10.2022	11-Oct-2022	1	6.000	NR(LT)
UE210377	POTENSI ASB MTN Tranche 148 368D 11.10.2022	11-Oct-2022	1	6.000	NR(LT)
UE210375	POTENSI ASB MTN Tranche 150 368D 11.10.2022	11-Oct-2022	1	6.000	NR(LT)
UE210374	POTENSI ASB MTN Tranche 151 368D 11.10.2022	11-Oct-2022	1	6.000	NR(LT)
UE210373	POTENSI ASB MTN Tranche 152 368D 11.10.2022	11-Oct-2022	1	6.000	NR(LT)
UE210376	POTENSI ASB MTN Tranche 149 368D 11.10.2022	11-Oct-2022	1	6.000	NR(LT)
UE210360	POTENSI ASB MTN Tranche 165 368D 11.10.2022	11-Oct-2022	1	6.000	NR(LT)

REGISTRATION CODE	100000544				
ISSUER NAME	<b>PR1MA Corporation Malaysia</b>				
INDUSTRY	PROPERTY AND REAL ESTATE				
PROFILE	PR1MA Corporation Malaysia was incorporated by Perbadanan PR1MA Malaysia to raise funds to support its commitment to 89 PR1MA nationwide projects, which are aimed at building 500,000 homes for the country's middle-income group. PR1MA is a comprehensive and extensive affordable housing programme for Malaysians and it was incorporated under the PR1MA Act 2012.				
FACILITY/BOND CODE	FACILITY/BOND NAME	MATURITY DATE	O/S AMT (MYR Mil)	CPN RATE (%)	RATING
201700069	PR1MA RM5.0 BILLION SUKUK MURABAHAH	20-Oct-2037	4,000		
VI170337	PR1MA IMTN 4.080% 20.10.2022	20-Oct-2022	750	4.080	NR(LT)
VK170338	PR1MA IMTN 4.340% 18.10.2024	18-Oct-2024	1,750	4.340	NR(LT)
VI200155	PR1MA IMTN 2.380% 30.07.2025	30-Jul-2025	500	2.380	NR(LT)
VI210363	PR1MA IMTN 3.050% 30.09.2026	30-Sep-2026	500	3.050	NR(LT)
VK200156	PR1MA IMTN 2.580% 30.07.2027	30-Jul-2027	500	2.580	NR(LT)

REGISTRATION CODE	199801011092 (467220U)				
ISSUER NAME	<b>Prasarana Malaysia Berhad</b>				
INDUSTRY	TRANSPORTATION				
PROFILE	Prasarana Malaysia Berhad ("Prasarana"), established in 1998 and operational since 2002, is a wholly-owned subsidiary of the Government of Malaysia entrusted to transform the country's public transport system. Prasarana and its group of companies are the asset owners and operators of two light rail transit lines, the Kuala Lumpur Monorail system, and bus services of RapidKL, RapidPenang and RapidKuantan.				
FACILITY/BOND CODE	FACILITY/BOND NAME	MATURITY DATE	O/S AMT (MYR Mil)	CPN RATE (%)	RATING
200800048	PRASARANA RM2.0B SUKUK IJARAH	30-May-2023	500		
DS080404	PRASARANA 0% 30.05.2023 - Series 3	30-May-2023	500	4.650	NR(LT)
200900050	PRASARANA RM4.0B IMTN PROGRAMME	28-Sep-2029	4,000		
VS090824	PRASARANA IMTN 0% 27.09.2024 - MTN 1	27-Sep-2024	500	4.850	NR(LT)
VS110260	PRASARANA IMTN 0% 04.08.2026 - MTN 4	04-Aug-2026	1,200	4.350	NR(LT)
VL210293	PRASARANA IMTN 0% 03.08.2029	03-Aug-2029	800	3.370	NR(LT)
VX090825	PRASARANA IMTN 0% 28.09.2029 - MTN 2	28-Sep-2029	1,500	5.070	NR(LT)
201200067	PRASARANA RM2.0B SUKUK MURABAHAH PROGRAMME	06-Sep-2027	2,000		
PN120073	PRASARANA SUKUK MURABAHAH 3.77% 06.09.2022 - T1	06-Sep-2022	1,000	3.770	NR(LT)
PS120074	PRASARANA SUKUK MURABAHAH 4.00% 06.09.2027 - T2	06-Sep-2027	1,000	4.000	NR(LT)
201300063	PRASARANA RM2.0B SUKUK IJARAH PROGRAMME (2013)	29-Aug-2033	2,000		
VN130240	PRASARANA IMTN 4.26% 29.08.2023 - Tranche 1	29-Aug-2023	500	4.260	NR(LT)
VH200309	PRASARANA IMTN 2.23% 13.11.2024 - Tranche 5	13-Nov-2024	300	2.230	NR(LT)
VI200310	PRASARANA IMTN 2.47% 13.11.2025 - Tranche 6	13-Nov-2025	300	2.470	NR(LT)
VS130241	PRASARANA IMTN 4.58% 29.08.2028 - Tranche 2	29-Aug-2028	500	4.580	NR(LT)

FACILITY/BOND CODE	FACILITY/BOND NAME	MATURITY DATE	O/S AMT (MYR Mil)	CPN RATE (%)	RATING
VS130284	PRASARANA IMTN 4.560% 15.11.2028 - Tranche 4	15-Nov-2028	400	4.560	NR(LT)
201400011	PRASARANA RM2.0B SUKUK MURABAHAH PROGRAMME (2014)	10-Mar-2034	2,000		
VN140037	PRASARANA IMTN 4.67% 12.03.2024 - Tranche 2	12-Mar-2024	500	4.670	NR(LT)
VN190052	PRASARANA IMTN 4.200% 12.03.2029 - Tranche 3	12-Mar-2029	100	4.200	NR(LT)
VP190053	PRASARANA IMTN 4.380% 12.03.2031 - Tranche 4	12-Mar-2031	700	4.380	NR(LT)
VS190054	PRASARANA IMTN 4.530% 10.03.2034 - Tranche 5	10-Mar-2034	700	4.530	NR(LT)
201500005	PRASARANA RM2.0B SUKUK MURABAHAH PROGRAMME (2015)	24-Mar-2045	2,000		
VN150042	PRASARANA IMTN 4.38% 24.03.2025 - Series 2	24-Mar-2025	200	4.380	NR(LT)
VS150043	PRASARANA IMTN 4.64% 22.03.2030 - Series 3	22-Mar-2030	1,100	4.640	NR(LT)
VZ200057	PRASARANA IMTN 3.90% 24.03.2045 - Series 4	24-Mar-2045	700	3.900	NR(LT)
201500056	PRASARANA RM5.0B SUKUK MURABAHAH PROGRAMME (2015)	11-Dec-2045	5,000		
VK150337	PRASARANA IMTN 4.53% 09.12.2022 - Series 2	09-Dec-2022	315	4.530	NR(LT)
VF200340	PRASARANA IMTN 1.96% 09.12.2022 - Series 12	09-Dec-2022	230	1.960	NR(LT)
VK160027	PRASARANA IMTN 4.29% 24.02.2023 - Series 7	24-Feb-2023	500	4.290	NR(LT)
VN150338	PRASARANA IMTN 4.65% 11.12.2025 - Series 3	11-Dec-2025	200	4.650	NR(LT)
VN160028	PRASARANA IMTN 4.47% 26.02.2026 - Series 8	26-Feb-2026	500	4.470	NR(LT)
VS150339	PRASARANA IMTN 4.97% 11.12.2030 - Series 4	11-Dec-2030	350	4.970	NR(LT)
VS160029	PRASARANA IMTN 4.75% 26.02.2031 - Series 9	26-Feb-2031	700	4.750	NR(LT)
VX150340	PRASARANA IMTN 5.05% 11.12.2035 - Series 5	11-Dec-2035	500	5.050	NR(LT)
VX160030	PRASARANA IMTN 4.97% 26.02.2036 - Series 10	26-Feb-2036	600	4.970	NR(LT)
VZ150341	PRASARANA IMTN 5.15% 11.12.2040 - Series 6	11-Dec-2040	350	5.150	NR(LT)
VZ160031	PRASARANA IMTN 5.07% 26.02.2041 - Series 11	26-Feb-2041	755	5.070	NR(LT)
201700055	PRASARANA RM10.0B SUKUK MURABAHAH PROGRAMME (2017)	13-Sep-2047	10,000		
VI170261	PRASARANA SUKUK MURABAHAH 4.08% 14.09.2022 - S1	14-Sep-2022	500	4.080	NR(LT)

FACILITY/BOND CODE	FACILITY/BOND NAME	MATURITY DATE	O/S AMT (MYR Mil)	CPN RATE (%)	RATING
VI180347	PRASARANA SUKUK MURABAHAH 4.17% 04.12.2023 - S8	04-Dec-2023	500	4.170	NR(LT)
VK170262	PRASARANA SUKUK MURABAHAH 4.28% 13.09.2024 - S2	13-Sep-2024	800	4.280	NR(LT)
VL170263	PRASARANA SUKUK MURABAHAH 4.34% 12.09.2025 - S3	12-Sep-2025	850	4.340	NR(LT)
VM180348	PRASARANASUKUK MURABAHAH 4.440% 03.12.2027 - S9	03-Dec-2027	300	4.440	NR(LT)
VL200226	PRASARANA SUKUK MURABAHAH 2.780% 20.10.2028 - S18	20-Oct-2028	700	2.780	NR(LT)
VK210456	PRASARANA SUKUK MURABAHAH 3.73% 01.12.2028 - S20	01-Dec-2028	100	3.730	NR(LT)
VM200121	PRASARANA SUKUK MURABAHAH 3.06% 10.07.2029 - S15	10-Jul-2029	700	3.060	NR(LT)
VM210457	PRASARANA SUKUK MURABAHAH 3.86% 03.12.2030 - S21	03-Dec-2030	150	3.860	NR(LT)
VP200227	PRASARANA SUKUK MURABAHAH 3.100% 22.10.2032 - S19	22-Oct-2032	300	3.100	NR(LT)
VS180349	PRASARANA SUKUK MURABAHAH 4.84% 02.12.2033 - S10	02-Dec-2033	350	4.840	NR(LT)
VS190136	PRASARANA SUKUK MURABAHAH 3.92% 04.08.2034 - S12	04-Aug-2034	500	3.920	NR(LT)
VS200122	PRASARANA SUKUK MURABAHAH 3.56% 10.07.2035 - S16	10-Jul-2035	500	3.560	NR(LT)
VR210458	PRASARANA SUKUK MURABAHAH 4.19% 03.12.2035 - S22	03-Dec-2035	100	4.190	NR(LT)
VX170264	PRASARANA SUKUK MURABAHAH 5.01% 14.09.2037 - S4	14-Sep-2037	650	5.010	NR(LT)
VX180350	PRASARANA SUKUK MURABAHAH 5.02% 03.12.2038 - S11	03-Dec-2038	500	5.020	NR(LT)
VX190137	PRASARANA SUKUK MURABAHAH 4.09% 05.08.2039 - S13	05-Aug-2039	350	4.090	NR(LT)
VX200058	PRASARANA SUKUK MURABAHAH 3.75% 23.03.2040 - S14	23-Mar-2040	650	3.750	NR(LT)
VZ170265	PRASARANA SUKUK MURABAHAH 5.11% 12.09.2042 - S5	12-Sep-2042	600	5.110	NR(LT)
VZ200123	PRASARANA SUKUK MURABAHAH 4.06% 10.07.2045 - S17	10-Jul-2045	300	4.060	NR(LT)
VZ170266	PRASARANA SUKUK MURABAHAH 5.23% 13.09.2047 - S6	13-Sep-2047	600	5.230	NR(LT)
201700095	PRASARANA RM6.0B SUKUK MURABAHAH PROGRAMME (2017)	27-Dec-2047	5,550		
VI180254	PRASARANA IMTN 4.030% 07.09.2023 - Series 10	07-Sep-2023	300	4.030	NR(LT)
VK180080	PRASARANA IMTN 4.390% 07.03.2025 - Series 4	07-Mar-2025	600	4.390	NR(LT)
VK180255	PRASARANA IMTN 4.160% 05.09.2025 - Series 11	05-Sep-2025	150	4.160	NR(LT)

FACILITY/BOND CODE	FACILITY/BOND NAME	MATURITY DATE	O/S AMT (MYR Mil)	CPN RATE (%)	RATING
VJ210343	PRASARANA IMTN 3.180% 07.09.2027 - Series 13	07-Sep-2027	150	3.180	NR(LT)
VN170407	PRASARANA IMTN 4.530% 28.12.2027 - Series 2	28-Dec-2027	300	4.530	NR(LT)
VN180081	PRASARANA IMTN 4.620% 08.03.2028 - Series 5	08-Mar-2028	400	4.620	NR(LT)
VN180256	PRASARANA IMTN 4.320% 07.09.2028 - Series 12	07-Sep-2028	400	4.320	NR(LT)
VS170408	PRASARANA IMTN 4.930% 28.12.2032 - Series 3	28-Dec-2032	1,000	4.930	NR(LT)
VS180082	PRASARANA IMTN 4.940% 08.03.2033 - Series 6	08-Mar-2033	500	4.940	NR(LT)
VT210464	PRASARANA IMTN 4.220% 28.12.2037 - Series 14	28-Dec-2037	150	4.220	NR(LT)
VX180083	PRASARANA IMTN 5.120% 08.03.2038 - Series 7	08-Mar-2038	300	5.120	NR(LT)
VV210463	PRASARANA IMTN 4.310% 28.12.2039 - Series 15	28-Dec-2039	100	4.310	NR(LT)
VZ180084	PRASARANA IMTN 5.250% 06.03.2043 - Series 8	06-Mar-2043	1,200	5.250	NR(LT)
202000007	PRASARANA RM3.5B SUKUK MURABAHAH PROGRAMME (2020)	25-Feb-2050	3,500		
VK200012	PRASARANA IMTN 3.020% 25.02.2027 - Series 1	25-Feb-2027	400	3.020	NR(LT)
VN200013	PRASARANA IMTN 3.090% 25.02.2030 - Series 2	25-Feb-2030	600	3.090	NR(LT)
VS200014	PRASARANA IMTN 3.280% 23.02.2035 - Series 3	23-Feb-2035	500	3.280	NR(LT)
VX200015	PRASARANA IMTN 3.440% 24.02.2040- Series 4	24-Feb-2040	1,000	3.440	NR(LT)
VZ200016	PRASARANA IMTN 3.800% 25.02.2050- Series 5	25-Feb-2050	1,000	3.800	NR(LT)
202100046	PRASARANA RM17.0 BIL SUKUK MURABAHAH PROGRAMME	25-Aug-2051	1,700		
VI210330	PRASARANA IMTN 2.980% 27.08.2026 (Series 1)	27-Aug-2026	500	2.980	NR(LT)
VN210329	PRASARANA IMTN 3.560% 27.08.2031 (Series 2)	27-Aug-2031	200	3.560	NR(LT)
VS210328	PRASARANA IMTN 4.110% 27.08.2036 (Series 3)	27-Aug-2036	600	4.110	NR(LT)
VX210327	PRASARANA IMTN 4.370% 27.08.2041 (Series 4)	27-Aug-2041	400	4.370	NR(LT)

REGISTRATION CODE	200401010133 (648636X)				
ISSUER NAME	<b>Premium Commerce Berhad</b>				
INDUSTRY	ASSET-BACKED SECURITIES				
PROFILE	Premium Commerce Berhad ("PCB") is a bankruptcy remote special purpose entity that is incorporated for the purpose of securitising the hire purchase ("HP") receivables of Tan Chong & Sons Motor Company Sdn Bhd ("Tan Chong") and TC Capital Resources Sdn Bhd ("TC Cap") via the issuance of a series of MTNs. TC Cap is the HP financing arm of Tan Chong Motor Holdings Berhad, which in turn, via Tan Chong, holds the sole rights for the assembly and distribution of Nissan and Ultimate Dependability as well as Renault vehicles in Malaysia since 1957.				
FACILITY/BOND CODE	FACILITY/BOND NAME	MATURITY DATE	O/S AMT (MYR Mil)	CPN RATE (%)	RATING
201500060	PCB RM10M CLASS C NOTES 2015-A	31-Dec-2029	3		
UK150140	PCB ABSMTN 2557D 23.12.2022 - 2015-A Class C	31-Dec-2029	3	0.450	NR(LT)
201600061	PCB RM11.25M CLASS C NOTES SERIES 2016-A	31-Dec-2029	11		
UQ160166	PCB ABSMTN 4751D 31.12.2029 - 2016-A Class C	31-Dec-2029	11	0.090	NR(LT)
201600062	PCB RM4.5M CLASS B NOTES SERIES 2016-A	27-Dec-2024	5		
UL160165	PCB ABSMTN 2921D 27.12.2024 - 2016-A Class B	27-Dec-2024	5	5.470	AAA
201600063	PCB RM204.0M CLASS A NOTES SERIES 2016-A	27-Dec-2024	45		
UI160162	PCB ABSMTN 2100D 28.09.2022- 2016-A Class A(3)	28-Sep-2022	11	4.950	AAA
UK160163	PCB ABSMTN 2556D 28.12.2023 - 2016-A Class A(4)	28-Dec-2023	10	4.970	AAA
UL160164	PCB ABSMTN 2921D 27.12.2024 - 2016-A Class A(5)	27-Dec-2024	24	5.120	AAA

REGISTRATION CODE	201601027232 (1198171H)				
ISSUER NAME	<b>Press Metal Aluminium Holdings Berhad</b>				
INDUSTRY	DIVERSIFIED HOLDINGS				
PROFILE	Press Metal Aluminium Holdings Berhad ("Press Metal") is an integrated aluminium producer that is involved in aluminium smelting and extrusion. Listed on the Main Market of Bursa Malaysia since 1993, Press Metal has also ventured into alumina production and has also signed a power purchase agreement with Syarikat SESCO Berhad to supply power to Phase 3 of the Samalaju smelter complex.				
FACILITY/BOND CODE	FACILITY/BOND NAME	MATURITY DATE	O/S AMT (MYR Mil)	CPN RATE (%)	RATING
201900058	PRESS METAL ALUMINIUM RM5.0 BILLION IMTN SUKUK WAKALAH	15-Oct-2049	2,300		
VI190212	PRESS METAL IMTN 4.100% 17.10.2024	17-Oct-2024	550	4.100	AA3
VI200173	PRESS METAL IMTN 4.000% 15.08.2025	15-Aug-2025	700	4.000	AA3
VK190213	PRESS METAL IMTN 4.200% 16.10.2026	16-Oct-2026	200	4.200	AA3
VJ210459	PRESS METAL IMTN 4.690% 07.12.2027	07-Dec-2027	250	4.690	AA3
VK210460	PRESS METAL IMTN 4.810% 07.12.2028	07-Dec-2028	350	4.810	AA3
VN190214	PRESS METAL IMTN 4.300% 17.10.2029	17-Oct-2029	250	4.300	AA3



REGISTRATION CODE	199601026940 (399292V)				
ISSUER NAME	<b>Priceworth International Berhad</b>				
INDUSTRY	INDUSTRIAL PRODUCTS				
PROFILE	Established in 1992, Priceworth International Berhad ("Priceworth") is an investment holding company with subsidiaries primarily involved in the manufacturing and sale of wood products, timber extraction, distribution and trading, wood processing services and rental of kiln dry machines. Priceworth was first listed on the Second Board of Bursa Malaysia in 2001 and was subsequently upgraded to the Main Board in 2004, which is now known as the Main Market of Bursa Malaysia.				
FACILITY/BOND CODE	FACILITY/BOND NAME	MATURITY DATE	O/S AMT (MYR Mil)	CPN RATE (%)	RATING
202100058	PWI RM100.0 MILLION CP/MTN PROGRAMME	11-Nov-2024	1		
UG210381	PRICEWORTH MTN ST1/T1/2021 1096D 11.11.2024	11-Nov-2024	1	2.000	NR(LT)

REGISTRATION CODE	201101026564 (954700A)				
ISSUER NAME	<b>Projek Lebuhraya Usahasama Berhad</b>				
INDUSTRY	INFRASTRUCTURES AND UTILITIES				
PROFILE	Owned by UEM Group Berhad and the Employees Provident Fund Board via PLUS Malaysia Berhad, Projek Lebuhraya Usahasama Berhad ("PLUS") was incorporated on 27 July 2011 to undertake the consolidation of all its acquired highway concessionaires under a single entity. Post-acquisition, PLUS is the largest toll expressway operator in Malaysia and one of the largest in South East Asia. PLUS is currently the concession holder and operator of the North-South Expressway, New Klang Valley Expressway, Federal Highway Route 2, Seremban-Port Dickson Highway, North South Expressway Central Link, Second Link, Butterworth-Kulim Expressway and Penang Bridge.				
FACILITY/BOND CODE	FACILITY/BOND NAME	MATURITY DATE	O/S AMT (MYR Mil)	CPN RATE (%)	RATING
201200003	PLUS BERHAD RM23.35 BILLION SUKUK PROGRAMME	12-Jan-2037	17,900		
VN120009	PLUS BERHAD IMTN 4.400% 12.01.2022 - Series 1 (6)	12-Jan-2022	700	4.400	AAA IS
VO120010	PLUS BERHAD IMTN 4.480% 12.01.2023 - Series 1 (7)	12-Jan-2023	900	4.480	AAA IS
VP120011	PLUS BERHAD IMTN 4.560% 12.01.2024 - Series 1 (8)	12-Jan-2024	1,000	4.560	AAA IS
VQ120012	PLUS BERHAD IMTN 4.640% 10.01.2025 - Series 1 (9)	10-Jan-2025	1,000	4.640	AAA IS
VR120013	PLUS BERHAD IMTN 4.720% 12.01.2026 - Series 1 (10)	12-Jan-2026	1,000	4.720	AAA IS
VS120014	PLUS BERHAD IMTN 4.800% 12.01.2027 - Series 1 (11)	12-Jan-2027	1,000	4.800	AAA IS
VT120015	PLUS BERHAD IMTN 4.880% 12.01.2028 - Series 1 (12)	12-Jan-2028	1,000	4.880	AAA IS
VU120016	PLUS BERHAD IMTN 4.960% 12.01.2029 - Series 1 (13)	12-Jan-2029	1,000	4.960	AAA IS
VV120017	PLUS BERHAD IMTN 5.000% 11.01.2030 - Series 1 (14)	11-Jan-2030	1,000	5.000	AAA IS
VW120018	PLUS BERHAD IMTN 5.070% 10.01.2031 - Series 1 (15)	10-Jan-2031	1,000	5.070	AAA IS
VX120019	PLUS BERHAD IMTN 5.150% 12.01.2032 - Series 1 (16)	12-Jan-2032	1,000	5.150	AAA IS
VY120020	PLUS BERHAD IMTN 5.270% 12.01.2033 - Series 1 (17)	12-Jan-2033	1,000	5.270	AAA IS

FACILITY/BOND CODE	FACILITY/BOND NAME	MATURITY DATE	O/S AMT (MYR Mil)	CPN RATE (%)	RATING
VZ120021	PLUS BERHAD IMTN 5.390% 12.01.2034 - Series 1 (18)	12-Jan-2034	1,100	5.390	AAA IS
VZ120022	PLUS BERHAD IMTN 5.510% 12.01.2035 - Series 1 (19)	12-Jan-2035	1,600	5.510	AAA IS
VZ120023	PLUS BERHAD IMTN 5.630% 11.01.2036 - Series 1 (20)	11-Jan-2036	1,800	5.630	AAA IS
VZ120024	PLUS BERHAD IMTN 5.750% 12.01.2037 - Series 1 (21)	12-Jan-2037	1,800	5.750	AAA IS
201200004	PLUS BERHAD RM11.0 BILLION GUARANTEED SUKUK PROGRAMME	12-Jan-2039	11,000		
VZ120002	PLUS BERHAD IMTN 4.860% 12.01.2038 - Series 1	12-Jan-2038	5,500	4.860	NR(LT)
VZ120003	PLUS BERHAD IMTN 5.000% 31.12.2038 - Series 2	31-Dec-2038	5,500	5.000	NR(LT)

REGISTRATION CODE	200401015684 (654187M)				
ISSUER NAME	<b>Projek Lintasan Shah Alam Sdn Berhad</b>				
INDUSTRY	INFRASTRUCTURES AND UTILITIES				
PROFILE	Incorporated on 28 May 2004, Projek Lintasan Shah Alam Sdn Bhd ("PLSA") was awarded a 40-year Concession Agreement to construct, operate, maintain and collect toll for the Lebuhraya Kemuning-Shah Alam ("LKSA"). The 14.7km LKSA was completed in May 2010 and commenced toll collections on 17 July 2010. LKSA connects the Shah Alam Expressway and the Federal Highway Route 2 and operates on an "open-toll" basis. Projek Lintasan Kota Holdings Sdn Bhd ("PLKH") owns a 90%-stake in LKSA. PLKH is in turn owned by Permodalan Nasional Berhad.				
FACILITY/BOND CODE	FACILITY/BOND NAME	MATURITY DATE	O/S AMT (MYR Mil)	CPN RATE (%)	RATING
200800083	PLSA RM415.0M 29 YRS SUKUK MUDHARABAH PROGRAMME	30-Oct-2037	415		
FY090012	PLSA 0% 30.04.2030 (Serie P)	30-Apr-2030	20	0.000	Withdrawn
FY090011	PLSA 0% 31.10.2030 (Serie O)	31-Oct-2030	15	0.000	Withdrawn
FZ090010	PLSA 0% 30.04.2031 (Serie N)	30-Apr-2031	15	0.000	Withdrawn
FZ090009	PLSA 0% 31.10.2031 (Serie M)	31-Oct-2031	20	0.000	Withdrawn
FZ090008	PLSA 0% 30.04.2032 (Serie L)	30-Apr-2032	20	0.000	Withdrawn
FZ090007	PLSA 0% 29.10.2032 (Serie K)	29-Oct-2032	20	0.000	Withdrawn
FZ090005	PLSA 0% 29.04.2033 (Serie J)	29-Apr-2033	10	0.000	Withdrawn
FZ090004	PLSA 0% 31.10.2033 (Serie I)	31-Oct-2033	10	0.000	Withdrawn
FZ090003	PLSA 0% 28.04.2034 (Serie H)	28-Apr-2034	15	0.000	Withdrawn
FZ090002	PLSA 0% 31.10.2034 (Serie G)	31-Oct-2034	20	0.000	Withdrawn
FZ090001	PLSA 0% 30.04.2035 (Serie F)	30-Apr-2035	20	0.000	Withdrawn
FZ080010	PLSA 0% 31.10.2035 (Serie E)	31-Oct-2035	20	0.000	Withdrawn
FZ080009	PLSA 0% 30.04.2036 (Serie D)	30-Apr-2036	30	0.000	Withdrawn
FZ080008	PLSA 0% 31.10.2036 (Serie C)	31-Oct-2036	30	0.000	Withdrawn
FZ080007	PLSA 0% 30.04.2037 (Serie B)	30-Apr-2037	50	0.000	Withdrawn
FZ080006	PLSA 0% 30.10.2037 (Serie A)	30-Oct-2037	100	0.000	Withdrawn

REGISTRATION CODE	201101013950 (942090U)				
ISSUER NAME	<b>Projek Lintasan Sungai Besi-Ulu Klang Sdn Berhad</b>				
INDUSTRY	INFRASTRUCTURES AND UTILITIES				
PROFILE	Projek Lintasan Sungai Besi-Ulu Klang Sdn Berhad ("PLSUKE") was incorporated in 2011 to undertake the design, construction, maintenance, operations, toll collection and financing of the Sungai Besi-Ulu Kelang Elevated Expressway ("Suke") under a 55-year concession agreement with the Government of Malaysia. The 24.4km long Suke links Sungai Besi, Alam Damai, Ampang-Kuala Lumpur Elevated Highway and Kuala Lumpur Middle Ring Road 2. PLSUKE is fully owned by Projek Lintasan Kota Holdings Sdn Bhd, which in turn, is wholly owned by Permodalan Nasional Berhad.				
FACILITY/BOND CODE	FACILITY/BOND NAME	MATURITY DATE	O/S AMT (MYR Mil)	CPN RATE (%)	RATING
201700081	SUKUK WAKALAH PROGRAMME OF RM2,000.0 MILLION IN NOMINAL VALUE	26-Nov-2027	1,500		
VK200325	SUKE IMTN 6.180% 26.11.2027	26-Nov-2027	470	6.180	A+ IS (S)
VM180335	SUKE IMTN 6.480% 26.11.2027	26-Nov-2027	410	6.480	A+ IS (S)
VN170383	SUKE IMTN 6.630% 26.11.2027	26-Nov-2027	380	6.630	A+ IS (S)
VL190276	SUKE IMTN 6.330% 26.11.2027	26-Nov-2027	240	6.330	A+ IS (S)
201700082	PLSUKE SUKUK MURABAHAH PROGRAMME OF RM500.0 MILLION IN NOMINAL VALUE	30-Nov-2051	500		
VN170388	SUKE IMTN 5.100% 26.11.2027	26-Nov-2027	130	5.100	AAA IS (FG)
VK200327	SUKE IMTN 4.840% 26.11.2027	26-Nov-2027	160	4.840	AAA IS (FG)
VL190280	SUKE IMTN 4.960% 26.11.2027	26-Nov-2027	80	4.960	AAA IS (FG)
VM180340	SUKE IMTN 5.060% 26.11.2027	26-Nov-2027	130	5.060	AAA IS (FG)

REGISTRATION CODE	200301002682 (605102A)				
ISSUER NAME	<b>Projek Smart Holdings Sdn Berhad</b>				
INDUSTRY	INFRASTRUCTURES AND UTILITIES				
PROFILE	Incorporated in 2003, Projek Smart Holdings Sdn Bhd (“Smart Holdings”) is the holding company of Syarikat Mengurus Air Banjir dan Terowong Sdn Bhd (“SMART”), which is the concession holder for the motorway of the Stormwater Management and Road Tunnel Project (“Smart Tunnel”). The Smart Tunnel, completed in 2007, comprises a 9.7-km stormwater channel and a 3-km motorway built within the mid-section of the Smart Tunnel. The motorway commences from the Kampung Pandan roundabout and ends at the Sungai Besi airfield, and will only be closed to all traffic and used to channel water flows in the event of extremely high flood levels. Smart Holdings is owned by Gamuda Berhad (50%), MMC Engineering Group Berhad (“MMCE”) (30%) and Anglo-Oriental (Annuities) Sdn Bhd (“AOA”) (20%). MMC Corporation Berhad has a 50% effective ownership interest in SMART via MMCE and AOA.				
FACILITY/BOND CODE	FACILITY/BOND NAME	MATURITY DATE	O/S AMT (MYR Mil)	CPN RATE (%)	RATING
201500042	RM330.0 MILLION IMTN FACILITY	30-Sep-2032	295		
VK150194	PROJEK SMART IMTN 5.100% 30.09.2022	30-Sep-2022	15	5.100	A1
VL150209	PROJEK SMART IMTN 5.200% 29.09.2023	29-Sep-2023	15	5.200	A1
VM150208	PROJEK SMART IMTN 5.300% 30.09.2024	30-Sep-2024	15	5.300	A1
VN150207	PROJEK SMART IMTN 5.4% 30.09.2025	30-Sep-2025	20	5.400	A1
VO150206	PROJEK SMART IMTN 5.500% 30.09.2026	30-Sep-2026	25	5.500	A1
VP150205	PROJEK SMART IMTN 5.600% 30.09.2027	30-Sep-2027	25	5.600	A1
VQ150204	PROJEK SMART IMTN 5.680% 29.09.2028	29-Sep-2028	30	5.680	A1
VR150203	PROJEK SMART IMTN 5.760% 28.09.2029	28-Sep-2029	30	5.760	A1
VS150202	PROJEK SMART IMTN 5.800% 30.09.2030	30-Sep-2030	30	5.800	A1
VT150201	PROJEK SMART IMTN 5.900% 30.09.2031	30-Sep-2031	40	5.900	A1
VU150200	PROJEK SMART IMTN 5.950% 30.09.2032	30-Sep-2032	50	5.950	A1
201900070	PROJEK SMART RM250.0 MILLION IMTN PROGRAMME	20-Nov-2043	20		
VQ200209	PROJEK SMART IMTN 4.685% 30.09.2033	30-Sep-2033	10	4.685	NR(LT)
VP210362	PROJEK SMART IMTN 5.301% 30.09.2033	30-Sep-2033	10	5.301	NR(LT)

REGISTRATION CODE	196501000672 (006463H)				
ISSUER NAME	<b>Public Bank Berhad</b>				
INDUSTRY	FINANCIAL SERVICES				
PROFILE	Public Bank Berhad ("PBB") is involved in the provision of financial services such as personal banking, commercial banking, Islamic banking, investment banking, share broking, trustee services, unit trusts, bancassurance and general insurance products. PBB was founded in 1966 by Tan Sri Dato' Teh Hong Piow. The bank is listed on the Main Market of Bursa Malaysia and is one of the 30 companies that constitutes the Kuala Lumpur Composite Index. Apart from its domestic operations, PBB has also made its presence known in the following countries: Cambodia, Laos, Vietnam, Hong Kong, China and Sri Lanka.				
FACILITY/BOND CODE	FACILITY/BOND NAME	MATURITY DATE	O/S AMT (MYR Mil)	CPN RATE (%)	RATING
201300036	PBB RM20.0B SENIOR MTNs PROGRAMME	24-Apr-2043	1,800		
UI180047	PUBLIC MTN 1824D 07.4.2023	07-Apr-2023	910	4.450	AAA
UK180046	PUBLIC MTN 2557D 09.4.2025	09-Apr-2025	890	4.600	AAA
201300081	PBB RM10B SUB-NOTES PROGRAMME	25-Sep-2043	5,000		
UN170067	PUBLIC SUB-NOTES 4.85% 23.04.2027	23-Apr-2027	2,000	4.850	AA1
UN180210	PUBLIC SUB-NOTES 4.70% 27.10.2028	27-Oct-2028	1,000	4.700	AA1
UN190256	PUBLIC SUB-NOTES 3.90% 27.7.2029	27-Jul-2029	1,500	3.900	AA1
UN190380	Tranche 6 PUBLIC SUB-NOTES 3.72% 18.12.2029	18-Dec-2029	500	3.720	AA1
201800031	Tranche 7 PBB RM10.0B AT1CS Programme	24-Jun-2118	100		
PZ180005	PBB AT1CS - TRANCHE 1 5.080% PERPETUAL	24-Jun-2118	100	5.080	AA3

REGISTRATION CODE	197301000348 (013818T)				
ISSUER NAME	<b>Public Holdings Sdn Berhad</b>				
INDUSTRY	PROPERTY AND REAL ESTATE				
PROFILE	Public Holdings Sdn Berhad ("PHoldings") is a property holding company which is principally involved in the acquisition and letting out of properties. PHoldings was incorporated on 26 March 1973, and is wholly owned by Public Bank Berhad ("PBB") which is listed on the Main Market of Bursa Malaysia. As one of the largest banking groups in Malaysia, PBB provides financial services such as personal banking, commercial banking, Islamic banking, investment banking, share broking, trustee services, unit trusts, bancassurance and general insurance products.				
FACILITY/BOND CODE	FACILITY/BOND NAME	MATURITY DATE	O/S AMT (MYR Mil)	CPN RATE (%)	RATING
201800042	PHSB RM999.0M MTN PROGRAMME	20-Aug-2043	474		
UI180164	PHOLDINGS TRANCHE 1 SERIES 1 MTN 1824D 18.8.2023	18-Aug-2023	474	2.450	NR(LT)

REGISTRATION CODE	197301001433 (014328V)				
ISSUER NAME	<b>Public Islamic Bank Berhad</b>				
INDUSTRY	FINANCIAL SERVICES				
PROFILE	Public Islamic Bank Berhad ("PIBB") commenced its operations on 1 November 2008 and is principally involved in the provision of Shariah-compliant financial products and services. PIBB is the Islamic banking arm of its parent company, Public Bank Berhad, a listed bank on the Main Market of Bursa Malaysia. Public Bank Berhad is the third largest bank in Malaysia by asset size.				
FACILITY/BOND CODE	FACILITY/BOND NAME	MATURITY DATE	O/S AMT (MYR Mil)	CPN RATE (%)	RATING
201400025	PIBB SUBORDINATED SUKUK MURABAHAH	09-Jun-2044	1,000		
VN170225	PIBB T2 SubSukuk Murabahah 4.650% 03.08.2027	03-Aug-2027	500	4.650	AA1
VN190233	PIBB T3 SubSukuk Murabahah 3.750% 31.10.2029	31-Oct-2029	500	3.750	AA1

REGISTRATION CODE	201601013100 (1184031T)				
ISSUER NAME	<b>Pujian Bayu Sdn Berhad</b>				
INDUSTRY	CONSTRUCTION AND ENGINEERING				
PROFILE	Pujian Bayu Sdn Berhad ("PBSB") is wholly owned by TR1plc Berhad ("TR1plc"), and was incorporated in 18 April 2016 to act as a funding vehicle for TR1plc and its subsidiaries. TR1plc is involved in the construction, property development and project management service industries.				
FACILITY/BOND CODE	FACILITY/BOND NAME	MATURITY DATE	O/S AMT (MYR Mil)	CPN RATE (%)	RATING
201900045	PUJIAN BAYU RM200.0 MILLION MEDIUM TERM NOTES	31-Jul-2034	200		
UN190259	PUJIAN BAYU MTN (TRANCHE 1)	31-Jul-2029	60	6.050	AA3
UO190260	PUJIAN BAYU MTN (TRANCHE 2)	31-Jul-2030	30	6.150	AA3
UP190261	PUJIAN BAYU MTN (TRANCHE 3)	31-Jul-2031	25	6.250	AA3
UQ190262	PUJIAN BAYU MTN (TRANCHE 4)	30-Jul-2032	25	6.350	AA3
UR190263	PUJIAN BAYU MTN (TRANCHE 5)	29-Jul-2033	30	6.500	AA3
US190264	PUJIAN BAYU MTN (TRANCHE 6)	31-Jul-2034	30	6.700	AA3



REGISTRATION CODE	199701029284 (444783A)				
ISSUER NAME	<b>Putrajaya Bina Sdn Berhad</b>				
INDUSTRY	PROPERTY AND REAL ESTATE				
PROFILE	Putrajaya Bina Sdn Berhad ("PBSB") was established on 26 August 1997 as a wholly-owned subsidiary of Putrajaya Holdings Sdn Bhd ("PJH"), the master developer of the federal government administrative capital in Putrajaya. PBSB has a 28.5-year concession agreement with the Government of Malaysia to plan, design, construct, finance and provide asset management services for government office buildings in Parcel F, Precinct 1 of Putrajaya.				
FACILITY/BOND CODE	FACILITY/BOND NAME	MATURITY DATE	O/S AMT (MYR Mil)	CPN RATE (%)	RATING
201700053	PBSB RM1.58 BILLION IMTN SUKUK WAKALAH	12-Sep-2042	1,430		
VI170256	PBSB IMTN 4.330% 12.09.2022	12-Sep-2022	150	4.330	AAA IS
VI180097	PBSB IMTN 4.500% 24.03.2023	24-Mar-2023	150	4.500	AAA IS
VK170257	PBSB IMTN 4.450% 12.09.2024	12-Sep-2024	150	4.450	AAA IS
VK180098	PBSB IMTN 4.560% 26.03.2025	26-Mar-2025	150	4.560	AAA IS
VM170258	PBSB IMTN 4.550% 11.09.2026	11-Sep-2026	150	4.550	AAA IS
VN170259	PBSB IMTN 4.600% 10.09.2027	10-Sep-2027	150	4.600	AAA IS
VN180099	PBSB IMTN 4.770% 24.03.2028	24-Mar-2028	150	4.770	AAA IS
VN190091	PBSB IMTN 4.150% 08.05.2029	08-May-2029	130	4.150	AAA IS
VO190092	PBSB IMTN 4.200% 08.05.2030	08-May-2030	130	4.200	AAA IS
VP190093	PBSB IMTN 4.250% 08.05.2031	08-May-2031	120	4.250	AAA IS

REGISTRATION CODE	199501034950 (364152K)				
ISSUER NAME	<b>Putrajaya Holdings Sdn Berhad</b>				
INDUSTRY	PROPERTY AND REAL ESTATE				
PROFILE	Putrajaya Holdings Sdn Berhad ("PJH") was established on 19 October 1995. PJH is the master developer of the federal government administrative capital in Putrajaya and was given the task to formulate, plan, implement and fund the development activities in Putrajaya. The major shareholder of PJH is KLCC (Holdings) Sdn Bhd, which is a wholly-owned subsidiary of Petroliaam Nasional Berhad, while the remaining minority stake is owned by Khazanah Nasional Berhad, the investment arm of the Government of Malaysia, and Kumpulan Wang Amanah Negara via CIMB Group Nominees (Tempatan) Sdn Bhd.				
FACILITY/BOND CODE	FACILITY/BOND NAME	MATURITY DATE	O/S AMT (MYR Mil)	CPN RATE (%)	RATING
200900020	PUTRAJAYA RM1.5B SUKUK MUSYARAKAH MTN	22-Apr-2033	535		
VJ160058	PUTRAJAYA IMTN 11.04.2022	11-Apr-2022	55	4.200	AAA IS
VL160059	PUTRAJAYA IMTN 11.04.2024	11-Apr-2024	250	4.350	AAA IS
VM160060	PUTRAJAYA IMTN 11.04.2025	11-Apr-2025	230	4.400	AAA IS
201200075	PUTRAJAYA RM3.0B SUKUK MUSHARAKAH PROGRAMME	25-Oct-2032	1,600		
VK150151	PUTRAJAYA IMTN 29.07.2022 SERIES 10 TRANCHE 013	29-Jul-2022	150	4.310	AAA IS
VN120390	PUTRAJAYA IMTN 25.10.2022 SERIES 4 TRANCHE 007	25-Oct-2022	200	4.041	AAA IS
VL150152	PUTRAJAYA IMTN 28.07.2023 SERIES 11 TRANCHE 014	28-Jul-2023	150	4.410	AAA IS
VN130246	PUTRAJAYA IMTN 19.09.2023 SERIES 7 TRANCHE 010	19-Sep-2023	350	4.550	AAA IS

FACILITY/BOND CODE	FACILITY/BOND NAME	MATURITY DATE	O/S AMT (MYR Mil)	CPN RATE (%)	RATING
VM150153	PUTRAJAYA IMTN 29.07.2024 SERIES 12 TRANCHE 015	29-Jul-2024	250	4.480	AAA IS
VL170166	PUTRAJAYA IMTN 26.05.2025 SERIES 13 TRANCHE 016	26-May-2025	200	4.500	AAA IS
VM170165	PUTRAJAYA IMTN 26.05.2026 SERIES 14 TRANCHE 017	26-May-2026	300	4.580	AAA IS
201500017	PUTRAJAYA RM370.0M SUKUK MUSHARAKAH PROGRAMME	24-Apr-2030	370		
VK150063	PUTRAJAYA IMTN 4.25% 22.04.2022 - Series No. 1	22-Apr-2022	100	4.250	AAA IS
VN150064	PUTRAJAYA IMTN 4.40% 24.04.2025 - Series No. 2	24-Apr-2025	100	4.400	AAA IS
VN160271	PUTRAJAYA IMTN 07.09.2026 - Series No. 3	07-Sep-2026	170	4.185	AAA IS
202100024	PUTRAJAYA RM1.0 BILLION IMTN SUKUK WAKALAH	06-May-2041	50		
VK210172	PUTRAJAYA IMTN 3.600% 04.05.2028	04-May-2028	50	3.600	AAA IS

<b>REGISTRATION CODE</b>	201401021968 (1098054H)				
<b>ISSUER NAME</b>	<b>QSR Stores Sdn Berhad</b>				
<b>INDUSTRY</b>	TRADING & SERVICES				
<b>PROFILE</b>	QSR Stores Sdn Berhad is wholly owned by QSR Brands (M) Holdings Bhd, a company that dominates the rapidly expanding retail food industry in Malaysia. It operates Pizza Hut restaurants in Malaysia and Singapore, and Kentucky Fried Chicken ("KFC") restaurants locally and overseas such as Singapore, Brunei, Cambodia and India.				
FACILITY/BOND CODE	FACILITY/BOND NAME	MATURITY DATE	O/S AMT (MYR Mil)	CPN RATE (%)	RATING
201700067	QSR STORES RM1.3 BILLION IMTN UNRATED SUKUK MURABAHAH	23-Oct-2024	580		
VI170331	QSR STORES IMTN Floating Rate 22.04.2022	22-Apr-2022	100	3.230	NR(LT)
VI170332	QSR STORES IMTN Floating Rate 21.10.2022	21-Oct-2022	130	3.250	NR(LT)
VJ170333	QSR STORES IMTN Floating Rate 21.04.2023	21-Apr-2023	130	3.260	NR(LT)
VJ170336	QSR STORES IMTN Floating Rate 23.10.2023	23-Oct-2023	160	3.270	NR(LT)
VK170335	QSR STORES IMTN Floating Rate 23.04.2024	23-Apr-2024	60	3.280	NR(LT)
201800032	QSR STORES RM400.0 MILLION IMTN UNRATED SUKUK MURABAHAH	28-Jun-2024	324		
VI180202	QSR STORES IMTN Floating Rate 29.06.2023	29-Jun-2023	50	3.250	NR(LT)
VJ180201	QSR STORES IMTN Floating Rate 29.12.2023	29-Dec-2023	50	3.260	NR(LT)
VJ180200	QSR STORES IMTN Floating Rate 28.06.2024	28-Jun-2024	224	3.270	NR(LT)

REGISTRATION CODE	201601030009 (1200950D)				
ISSUER NAME	<b>Quantum Solar Park (Semenanjung) Sdn Berhad</b>				
INDUSTRY	INFRASTRUCTURES AND UTILITIES				
PROFILE	Quantum Solar Park (Semenanjung) Sdn Berhad ("QSPS") was incorporated on 6 September 2016 to facilitate the development of three 50-megawatt alternating current solar photovoltaic power plants which are located in Gurun, Kedah; Merchang, Terengganu; and Jasin, Melaka. Each power plant will be operated by individual special purpose project companies which have each secured separate 21-year solar power purchase agreements with Tenaga Nasional Berhad. QSPS is a wholly-owned subsidiary of Quantum Solar Park Malaysia Sdn Bhd, which in turn, is owned equally by ItraMAS Technology Sdn Bhd, MalTechPro Sdn Bhd and CamLite Sdn Bhd.				
FACILITY/BOND CODE	FACILITY/BOND NAME	MATURITY DATE	O/S AMT (MYR Mil)	CPN RATE (%)	RATING
201700065	QSPS RM1.0B GREEN SRI SUKUK	05-Oct-2035	855		
VI170294	QSPS Green SRI Sukuk 5.110% 06.04.2022 - T7	06-Apr-2022	25	5.110	AA- IS
VI170295	QSPS Green SRI Sukuk 5.160% 06.10.2022 - T8	06-Oct-2022	25	5.160	AA- IS
VJ170296	QSPS Green SRI Sukuk 5.200% 06.04.2023 - T9	06-Apr-2023	30	5.200	AA- IS
VJ170297	QSPS Green SRI Sukuk 5.240% 06.10.2023 - T10	06-Oct-2023	25	5.240	AA- IS
VK170298	QSPS Green SRI Sukuk 5.280% 05.04.2024 - T11	05-Apr-2024	30	5.280	AA- IS
VK170299	QSPS Green SRI Sukuk 5.320% 04.10.2024 - T12	04-Oct-2024	25	5.320	AA- IS
VL170300	QSPS Green SRI Sukuk 5.360% 04.04.2025 - T13	04-Apr-2025	30	5.360	AA- IS
VL170301	QSPS Green SRI Sukuk 5.400% 06.10.2025 - T14	06-Oct-2025	30	5.400	AA- IS
VM170287	QSPS Green SRI Sukuk 5.440% 06.04.2026 - T15	06-Apr-2026	30	5.440	AA- IS
VM170302	QSPS Green SRI Sukuk 5.480% 06.10.2026 - T16	06-Oct-2026	30	5.480	AA- IS
VN170303	QSPS Green SRI Sukuk 5.520% 06.04.2027 - T17	06-Apr-2027	30	5.520	AA- IS
VN170304	QSPS Green SRI Sukuk 5.560% 06.10.2027 - T18	06-Oct-2027	30	5.560	AA- IS
VO170305	QSPS Green SRI Sukuk 5.600% 06.04.2028 - T19	06-Apr-2028	30	5.600	AA- IS
VO170306	QSPS Green SRI Sukuk 5.640% 06.10.2028 - T20	06-Oct-2028	30	5.640	AA- IS
VP170307	QSPS Green SRI Sukuk 5.680% 06.04.2029 - T21	06-Apr-2029	35	5.680	AA- IS
VP170308	QSPS Green SRI Sukuk 5.720% 05.10.2029 - T22	05-Oct-2029	35	5.720	AA- IS
VQ170309	QSPS Green SRI Sukuk 5.760% 05.04.2030 - T23	05-Apr-2030	35	5.760	AA- IS
VQ170310	QSPS Green SRI Sukuk 5.800% 04.10.2030 - T24	04-Oct-2030	35	5.800	AA- IS
VR170311	QSPS Green SRI Sukuk 5.840% 04.04.2031 - T25	04-Apr-2031	35	5.840	AA- IS
VR170312	QSPS Green SRI Sukuk 5.880% 06.10.2031 - T26	06-Oct-2031	35	5.880	AA- IS

FACILITY/BOND CODE	FACILITY/BOND NAME	MATURITY DATE	O/S AMT (MYR Mil)	CPN RATE (%)	RATING
VS170313	QSPS Green SRI Sukuk 5.920% 06.04.2032 - T27	06-Apr-2032	35	5.920	AA- IS
VS170314	QSPS Green SRI Sukuk 5.960% 06.10.2032 - T28	06-Oct-2032	35	5.960	AA- IS
VT170315	QSPS Green SRI Sukuk 6.000% 06.04.2033 - T29	06-Apr-2033	35	6.000	AA- IS
VT170316	QSPS Green SRI Sukuk 6.040% 06.10.2033 - T30	06-Oct-2033	35	6.040	AA- IS
VU170317	QSPS Green SRI Sukuk 6.080% 06.04.2034 - T31	06-Apr-2034	35	6.080	AA- IS
VU170318	QSPS Green SRI Sukuk 6.120% 06.10.2034 - T32	06-Oct-2034	35	6.120	AA- IS
VV170319	QSPS Green SRI Sukuk 6.160% 06.04.2035 - T33	06-Apr-2035	35	6.160	AA- IS

<b>REGISTRATION CODE</b>	200701018381 (776392W)				
<b>ISSUER NAME</b>	<b>Quill Retail Malls Sdn Berhad</b>				
<b>INDUSTRY</b>	PROPERTY AND REAL ESTATE				
<b>PROFILE</b>	Established on 8 June 2007, Quill Retail Malls Sdn Bhd ("QRMSB"), a wholly-owned subsidiary of Quill Vision City Sdn Bhd ("QVC"), was incorporated to undertake the development of a mixed commercial development known as "Vision City". The "Vision City" project, which is located alongside Jalan Sultan Ismail and includes a retail mall, one residential tower and one office block, was acquired in 2007 from the former owner of the project, Vision City (Malaysia) Sdn Bhd, who failed to complete the project due to financial difficulties during the 1997-1998 Asian Financial Crisis. The parent company of QRMSB, QVC, was established in 1988 and is involved in various notable property developments in the Klang Valley, including the HSBC Global Electronic Data Processing Centre and the BMW Group Asia Pacific Headquarters and Regional Group Data Centre.				
FACILITY/BOND CODE	FACILITY/BOND NAME	MATURITY DATE	O/S AMT (MYR Mil)	CPN RATE (%)	RATING
201700017	QRMSB RM200.0M SUKUK MURABAHAH (CLASS A)	29-Mar-2024	200		
PK170005	QRMSB Sukuk Murabahah 29.03.2024 (Class A)	29-Mar-2024	200	5.250	AA1
201700018	QRMSB RM70.0M SUKUK MURABAHAH (CLASS B)	29-Mar-2024	60		
PK170006	QRMSB Sukuk Murabahah 29.03.2024 (Class B)	29-Mar-2024	60	5.750	AA3
201700019	QRMSB RM50.0M SUKUK MURABAHAH (CLASS C)	29-Mar-2024	20		
PK170007	QRMSB Sukuk Murabahah 29.03.2024 (Class C)	29-Mar-2024	20	5.850	A2
201700020	QRMSB RM30.0M SUKUK MURABAHAH (CLASS D)	29-Mar-2024	10		
PK170008	QRMSB Sukuk Murabahah 29.03.2024 (Class D)	29-Mar-2024	10	6.000	A3

REGISTRATION CODE	199101008957 (219269W)				
ISSUER NAME	<b>Radimax Group Sdn Berhad</b>				
INDUSTRY	CONSTRUCTION AND ENGINEERING				
PROFILE	Radimax Group Sdn Bhd ("Radimax") was established on 19 June 1991. It is wholly owned by Temasek Padu Sdn Bhd. Radimax is engaged in areas of technologies and maritime services, shipyard and engineering, vessel building, repairs and refits as well as integrated facilities management.				
FACILITY/BOND CODE	FACILITY/BOND NAME	MATURITY DATE	O/S AMT (MYR Mil)	CPN RATE (%)	RATING
201700080	RADIMAX RM200 MILLION UNRATED MTN PROGRAMME	23-Nov-2032	64		
UE210194	RADIMAX MTN Tranche 1 Series 3 367D 30.5.2022	30-May-2022	29	6.150	NR(LT)
UI180199	RADIMAX MTN Tranche 4 Series 1 1826D 03.10.2023	03-Oct-2023	35	6.500	NR(LT)

REGISTRATION CODE	199501025099 (354304U)				
ISSUER NAME	<b>Ranhill Powertron II Sdn Berhad</b>				
INDUSTRY	INFRASTRUCTURES AND UTILITIES				
PROFILE	Ranhill Powertron II Sdn Berhad ("RPII") is an independent power producer ("IPP"), which has been awarded a contract to design, build, own, operate and maintain a 190-megawatt combined cycle gas turbine ("CCGT") power plant. The plant is located in the Kota Kinabalu Industrial Park, adjacent to the existing power plant owned by Ranhill Powertron Sdn Berhad ("RPI"). Under a Power Purchase Agreement ("PPA") with Sabah Electricity Sdn Bhd ("SESB"), RPII will sell electricity generated to SESB for 21 years, effective on the commercial operation date of the whole plant which is on 22 April 2011 until 22 April 2032.				
FACILITY/BOND CODE	FACILITY/BOND NAME	MATURITY DATE	O/S AMT (MYR Mil)	CPN RATE (%)	RATING
201100037	RP II 18 YRS RM360.0 MILLION SUKUK (TRANCHE 1)	15-Jun-2029	40		
VO110207	RP II IMTN 5.700% 17.06.2022	17-Jun-2022	40	5.700	AA IS
201100038	RP II 18 YRS RM350.0 MILLION SUKUK (TRANCHE 2)	15-Jun-2029	350		
VP110208	RP II IMTN 5.150% 16.06.2023	16-Jun-2023	50	5.150	AAA IS (FG)
VQ110209	RP II IMTN 5.250% 17.06.2024	17-Jun-2024	50	5.250	AAA IS (FG)
VR110210	RP II IMTN 5.350% 17.06.2025	17-Jun-2025	50	5.350	AAA IS (FG)
VS110211	RP II IMTN 5.450% 17.06.2026	17-Jun-2026	50	5.450	AAA IS (FG)
VT110212	RP II IMTN 5.500% 17.06.2027	17-Jun-2027	50	5.500	AAA IS (FG)
VU110213	RP II IMTN 5.600% 16.06.2028	16-Jun-2028	50	5.600	AAA IS (FG)
VV110214	RP II IMTN 5.700% 15.06.2029	15-Jun-2029	50	5.700	AAA IS (FG)

REGISTRATION CODE	200401029439 (667947W)				
ISSUER NAME	<b>Rantau Abang Capital Berhad</b>				
INDUSTRY	DIVERSIFIED HOLDINGS				
PROFILE	Rantau Abang Capital Berhad, which is wholly owned by Khazanah Nasional Berhad ("Khazanah"), was established for the purpose of issuing debt securities in order to finance the purchase of a portfolio of Shariah-approved shares and assets owned by Khazanah. Incorporated in September 1993 under the Companies Act 1965, Khazanah acts as the investment arm of the Government of Malaysia and holds an important role in promoting economic growth and in undertaking strategic investments which would contribute towards nation-building.				
FACILITY/BOND CODE	FACILITY/BOND NAME	MATURITY DATE	O/S AMT (MYR Mil)	CPN RATE (%)	RATING
200600012	RANTAU RM7.0 B IMTN	15-Mar-2041	4,500		
VK150210	RANTAU IMTN 0% 19.10.2022 - Tranche No 8	19-Oct-2022	1,500	4.570	AAA (S)
VS140056	RANTAU IMTN 0% 26.03.2029 - MTN 6	26-Mar-2029	1,000	5.200	AAA (S)
VX110056	RANTAU IMTN 0% 12.05.2031 - MTN 5	12-May-2031	1,000	5.050	AAA (S)
VS170003	RANTAU IMTN 0% 16.01.2032 - Tranche No 10	16-Jan-2032	1,000	5.000	AAA (S)

REGISTRATION CODE	202001017858 (1374178P)				
ISSUER NAME	<b>reNIKOLA Solar Sdn Berhad</b>				
INDUSTRY	INFRASTRUCTURES AND UTILITIES				
PROFILE	reNIKOLA Solar Sdn Bhd ("reNIKOLA") was incorporated on 9 July 2020 and is a wholly-owned subsidiary of reNIKOLA Sdn Bhd. reNIKOLA was set up to raise funds to refinance and manage three solar photovoltaic projects in Arau, Perlis; Gebeng, Pahang and Pekan, Pahang respectively with a total installed capacity of 63.9 MWac. reNIKOLA Sdn Bhd is, in turn, owned by a husband-and-wife team, Boumhidi Abdelali (70% ordinary shares) and Tengku Zaiton Ibni Sultan Abu Bakar (30% ordinary shares).				
FACILITY/BOND CODE	FACILITY/BOND NAME	MATURITY DATE	O/S AMT (MYR Mil)	CPN RATE (%)	RATING
202100025	reNIKOLA ASEAN GREEN SRI SUKUK PROGRAMME OF UP TO RM390.0 MILLION	11-May-2039	390		
VE210174	RENIKOLA IMTN 3.300% 11.05.2022 (Series 1)	11-May-2022	5	3.300	AA3
VF210175	RENIKOLA IMTN 3.400% 11.05.2023 (Series 2)	11-May-2023	20	3.400	AA3
VG210176	RENIKOLA IMTN 3.600% 10.05.2024 (Series 3)	10-May-2024	20	3.600	AA3
VH210177	RENIKOLA IMTN 3.850% 09.05.2025 (Series 4)	09-May-2025	20	3.850	AA3
VI210178	RENIKOLA IMTN 4.050% 11.05.2026 (Series 5)	11-May-2026	20	4.050	AA3
VJ210179	RENIKOLA IMTN 4.200% 11.05.2027 (Series 6)	11-May-2027	20	4.200	AA3
VK210180	RENIKOLA IMTN 4.300% 11.05.2028 (Series 7)	11-May-2028	25	4.300	AA3
VL210181	RENIKOLA IMTN 4.450% 11.05.2029 (Series 8)	11-May-2029	25	4.450	AA3
VM210182	RENIKOLA IMTN 4.550% 10.05.2030 (Series 9)	10-May-2030	25	4.550	AA3
VN210183	RENIKOLA IMTN 4.600% 09.05.2031 (Series 10)	09-May-2031	25	4.600	AA3

FACILITY/BOND CODE	FACILITY/BOND NAME	MATURITY DATE	O/S AMT (MYR Mil)	CPN RATE (%)	RATING
VO210184	RENİKOLA IMTN 4.700% 11.05.2032 (Series 11)	11-May-2032	25	4.700	AA3
VP210185	RENİKOLA IMTN 4.800% 11.05.2033 (Series 12)	11-May-2033	25	4.800	AA3
VQ210186	RENİKOLA IMTN 4.900% 11.05.2034 (Series 13)	11-May-2034	25	4.900	AA3
VR210187	RENİKOLA IMTN 5.000% 11.05.2035 (Series 14)	11-May-2035	25	5.000	AA3
VS210188	RENİKOLA IMTN 5.100% 09.05.2036 (Series 15)	09-May-2036	30	5.100	AA3
VT210189	RENİKOLA IMTN 5.250% 11.05.2037 (Series 16)	11-May-2037	30	5.250	AA3
VU210190	RENİKOLA IMTN 5.300% 11.05.2038 (Series 17)	11-May-2038	25	5.300	AA3

<b>REGISTRATION CODE</b>	201001039309 (923233U)				
<b>ISSUER NAME</b>	<b>RH Consortium Sdn Berhad (fka Progressus Group Sdn Berhad)</b>				
<b>INDUSTRY</b>	FINANCIAL SERVICES				
<b>PROFILE</b>	RH Consortium Sdn Berhad ("RHC") was incorporated on 25 November 2010 and was formerly known as Progressus Group Sdn Berhad. RHC is principally involved in investment holding, property development, general merchants, general agents, as well as supplying and providing management services to its subsidiaries. Since RHC ventured into the real estate development business in 2012, the RHC Group's core businesses include real estate development and property construction, as well as project and construction management consultancy services.				
FACILITY/BOND CODE	FACILITY/BOND NAME	MATURITY DATE	O/S AMT (MYR Mil)	CPN RATE (%)	RATING
201800062	RHC RM200.0 MILLION SUKUK WAKALAH PROGRAMME	06-Dec-2033	33		
VE210168	RHC IMTN Tranche 1 Series 6 8.000% 05.05.2022	05-May-2022	16	8.000	NR(LT)
VE210462	RHC IMTN Tranche 1 Series 7 8.000% 12.12.2022	12-Dec-2022	16	8.000	NR(LT)

<b>REGISTRATION CODE</b>	196501000373 (006171M)				
<b>ISSUER NAME</b>	<b>RHB Bank Berhad</b>				
<b>INDUSTRY</b>	FINANCIAL SERVICES				
<b>PROFILE</b>	RHB Bank Berhad's ("RHB Bank") principal activity is to provide financial services such as consumer banking, corporate banking, trade financing, hire-purchase, bancassurance and wealth management services. RHB Bank was formed after a series of merger between Kwong Yik Bank, DCB Bank, Sime Bank and Bank Utama. RHB Bank is a wholly-owned subsidiary of RHB Capital Berhad ("RHB Cap"), a financial conglomerate that is listed on the Main Market of Bursa Malaysia.				
FACILITY/BOND CODE	FACILITY/BOND NAME	MATURITY DATE	O/S AMT (MYR Mil)	CPN RATE (%)	RATING
201500021	RHB BANK RM5.0 BIL MCMTN PROGRAMME (SUBORDINATED NOTES)	08-May-2045	2,250		
UN170146	RHBBANK MTN 3652D 27.9.2027	27-Sep-2027	750	4.820	AA3
UN200105	RHBBANK MTN 3652D 28.5.2030	28-May-2030	500	3.350	AA3
UN200272	RHBBANK MTN 3652D 20.11.2030	20-Nov-2030	500	3.130	AA3
UN210163	RHBBANK MTN 3652D 28.4.2031	28-Apr-2031	500	3.650	AA3



FACILITY/BOND CODE	FACILITY/BOND NAME	MATURITY DATE	O/S AMT (MYR Mil)	CPN RATE (%)	RATING
202000042	RHB BANK RM10.0BIL MULTI-CURRENCY IMTN (SENIOR SUKUK MURABAHAH)	18-Oct-2120	300		
VI200250	RHBBANK IMTN 2.850% 20.10.2025	20-Oct-2025	300	2.850	AA2

<b>REGISTRATION CODE</b>	197401002639 (019663P)				
<b>ISSUER NAME</b>	<b>RHB Investment Bank Berhad</b>				
<b>INDUSTRY</b>	FINANCIAL SERVICES				
<b>PROFILE</b>	RHB Investment Bank Berhad ("RHB Investment") provides investment banking products and services that include corporate finance, capital markets solutions, derivatives and investment management. RHB Investment is wholly owned by and is the investment banking arm of financial conglomerate, RHB Capital Berhad ("RHB Cap"). RHB Cap is an investment holding company with interests in commercial banking, Islamic banking, investment banking, unit trust management and asset management.				
FACILITY/BOND CODE	FACILITY/BOND NAME	MATURITY DATE	O/S AMT (MYR Mil)	CPN RATE (%)	RATING
201500013	RHB INVESTMENT RM1.0 BIL MCMTN PROGRAMME (SUBORDINATED NOTES)	14-Apr-2045	200		
UN170158	RHBINVB MTN 3652D 11.10.2027	11-Oct-2027	200	4.900	AA3

<b>REGISTRATION CODE</b>	200501003283 (680329V)				
<b>ISSUER NAME</b>	<b>RHB Islamic Bank Berhad</b>				
<b>INDUSTRY</b>	FINANCIAL SERVICES				
<b>PROFILE</b>	RHB Islamic Bank Berhad's ("RHB Islamic Bank") principal activity is to provide Shariah-compliant retail, commercial, corporate and investment banking services as well as treasury products, in both Ringgit and foreign currencies. RHB Islamic Bank commenced its operations in March 2005 and is a wholly-owned subsidiary of RHB Bank Berhad, the fourth largest bank (in terms of assets) in Malaysia.				
FACILITY/BOND CODE	FACILITY/BOND NAME	MATURITY DATE	O/S AMT (MYR Mil)	CPN RATE (%)	RATING
201400022	RHB ISLAMIC RM5.0 BILLION 20 YEARS SUBORDINATED SUKUK MURABAHAH	15-May-2034	750		
PN170009	RHBA 4.88% 27.04.2027(Series 2)	27-Apr-2027	250	4.880	AA3
PN190004	RHBA 4.320% 21.05.2029(Series 3)	21-May-2029	500	4.320	AA3

<b>REGISTRATION CODE</b>	196901000579 (008946K)				
<b>ISSUER NAME</b>	<b>Royal Selangor International Sdn Berhad</b>				
<b>INDUSTRY</b>	INDUSTRIAL PRODUCTS				
<b>PROFILE</b>	Royal Selangor International Sdn Berhad ("Royal Selangor") was founded in 1885 by Yong Koon and was formerly known as Selangor Pewter. In 1979, Royal Selangor received a royal endorsement at that time, His Royal Highness Almarhum Sultan Salahuddin Abdul Aziz Shah, and subsequently adopted its current name in 1992. Royal Selangor has grown into an international renowned brand with its wide variety of finely crafted innovative pewter products. Besides pewter, Royal Selangor also owns Selberan, a luxury fine jewellery brand and Comnyns, a 350-year-old sterling silver brand.				
FACILITY/BOND CODE	FACILITY/BOND NAME	MATURITY DATE	O/S AMT (MYR Mil)	CPN RATE (%)	RATING
201500002	ROYAL SELANGOR RM120.0M MTN PROGRAMME	13-Feb-2035	30		
UN150008	ROYAL SGOR MTN 3653D 13.2.2025 (SERIES 1)	13-Feb-2025	30	8.000	NR(LT)



REGISTRATION CODE	9920080				
ISSUER NAME	<b>Sabah Credit Corporation</b>				
INDUSTRY	FINANCIAL SERVICES				
PROFILE	Sabah Credit Corporation ("SCC") is a financial institution wholly owned by the Sabah State Government and operates under the purview of Sabah State's Ministry of Finance. SCC's primary objective is to contribute towards the socio-economic development of Sabah. SCC provides financing facilities to agricultural, industrial, rural, urban housing, building and utilities sector in Sabah to promote and encourage private investments.				
FACILITY/BOND CODE	FACILITY/BOND NAME	MATURITY DATE	O/S AMT (MYR Mil)	CPN RATE (%)	RATING
201100082	SCC RM1.0B ICP PROGRAMME & IMTN PROGRAMME	22-Dec-2031	130		
VN120224	SCC IMTN 4.400% 24.06.2022	24-Jun-2022	80	4.400	AA1
VS110514	SCC IMTN 4.850% 22.12.2026	22-Dec-2026	50	4.850	AA1
201400019	SCC RM3.5B SUKUK MUSHARAKAH PROGRAMMES	22-Jul-2039	1,520		
VK150027	SCC IMTN 4.900% 16.02.2022	16-Feb-2022	130	4.900	AA1
VE210051	SCC IMTN 2.650% 28.03.2022	28-Mar-2022	100	2.650	AA1
VE210118	SCC IMTN 07.04.2022	07-Apr-2022	100	2.750	AA1
VE210142	SCC IMTN 18.04.2022	18-Apr-2022	150	2.850	AA1
VE210153	SCC IMTN 25.04.2022	25-Apr-2022	200	2.950	AA1
VK150067	SCC IMTN 05.05.2022	05-May-2022	200	4.770	AA1
VL150141	SCC IMTN 4.835% 23.06.2023	23-Jun-2023	50	4.835	AA1
VF210348	SCC IMTN 15.09.2023	15-Sep-2023	80	3.070	AA1
VK190106	SCC IMTN 4.450% 19.06.2026	19-Jun-2026	70	4.450	AA1
VI210352	SCC IMTN 28.09.2026	28-Sep-2026	80	3.450	AA1
VK190227	SCC IMTN 4.145% 23.10.2026	23-Oct-2026	50	4.145	AA1
VK210353	SCC IMTN 28.09.2028	28-Sep-2028	200	3.800	AA1
VM190237	SCC IMTN 4.180% 15.11.2028	15-Nov-2028	60	4.180	AA1
VN190118	SCC IMTN 4.330% 24.07.2029	24-Jul-2029	50	4.330	AA1
202100033	SCC RM1.75B ICP PROGRAMME	16-Jun-2028	50		
SD210118	SCC ICP 179D 18.01.2022	18-Jan-2022	50	0.000	P1

REGISTRATION CODE	197701003571 (034638W)				
ISSUER NAME	<b>Sabah Development Bank Berhad</b>				
INDUSTRY	FINANCIAL SERVICES				
PROFILE	Sabah Development Bank Berhad ("SDBB") is a development financial institution ("DFI") wholly owned by the Sabah State Government. The financing services it provides include Islamic financing, loan syndication, project financing, bridging financing, working capital financing and small and medium industries financing. Apart from that, SDBB also provides other services such as corporate advisory, venture capital and project rehabilitation. As the funding vehicle for Sabah's socio-economic development projects, SDBB holds key strategic investments in its subsidiaries which are non-DFI related on behalf of the State Government of Sabah.				
FACILITY/BOND CODE	FACILITY/BOND NAME	MATURITY DATE	O/S AMT (MYR Mil)	CPN RATE (%)	RATING
200800027	SDBB RM1.0 BILLION MTN PROGRAMME	07-Apr-2028	565		
UG190006	SDBB MTN 1096D 24.1.2022 - Tranche No 20	24-Jan-2022	25	5.050	AA1
UI170074	SDBB MTN 1826D 11.5.2022 - Tranche No 16	11-May-2022	165	5.300	AA1
UI180053	SDBB MTN 1826D 27.4.2023 - Tranche No 17	27-Apr-2023	250	5.300	AA1
UI180251	SDBB MTN 1826D 27.12.2023 - Tranche No 19	27-Dec-2023	85	5.250	AA1
UI190007	SDBB MTN 1826D 24.1.2024 - Tranche No 21	24-Jan-2024	40	5.250	AA1
201100004	SDB RM3.0B CP/MTN	08-Feb-2036	2,665		
UG190027	SABAHDEV MTN 1096D 01.3.2022 - Issue No. 199	01-Mar-2022	10	5.100	AA1
UI170069	SABAHDEV MTN 1826D 28.4.2022	28-Apr-2022	120	5.300	AA1
UE210191	SABAHDEV MTN 367D 30.5.2022 - Issue No. 210	30-May-2022	25	4.100	AA1
UF210192	SABAHDEV MTN 728D 26.5.2023 - Issue No. 211	26-May-2023	170	4.200	AA1
UF210196	SABAHDEV MTN 730D 14.6.2023 - Issue No. 212	14-Jun-2023	290	4.200	AA1
UI190028	SABAHDEV MTN 1827D 01.3.2024 - Issue No. 200	01-Mar-2024	115	5.300	AA1
UI190152	SABAHDEV MTN 1827D 24.4.2024 - Issue No. 203	24-Apr-2024	400	5.300	AA1
UJ190269	SABAHDEV MTN 2191D 15.8.2025 - Issue No. 205	15-Aug-2025	300	4.550	AA1
UJ190270	SABAHDEV MTN 2192D 21.8.2025 - Issue No. 206	21-Aug-2025	200	4.550	AA1
UJ190311	SABAHDEV MTN 2192D 07.10.2025 - Issue No. 207	07-Oct-2025	40	4.450	AA1
UK190029	SABAHDEV MTN 2555D 27.2.2026 - Issue No. 201	27-Feb-2026	335	5.500	AA1
UK190153	SABAHDEV MTN 2557D 24.4.2026 - Issue No. 204	24-Apr-2026	400	5.500	AA1
UL190312	SABAHDEV MTN 2922D 07.10.2027 - Issue No. 208	07-Oct-2027	50	4.650	AA1
UN190313	SABAHDEV MTN 3651D 05.10.2029 - Issue No. 209	05-Oct-2029	210	4.850	AA1

FACILITY/BOND CODE	FACILITY/BOND NAME	MATURITY DATE	O/S AMT (MYR Mil)	CPN RATE (%)	RATING
201200055	SABAHDEV RM1.0 BILLION MTN PROGRAMME	06-Aug-2032	300		
UN120038	SABAHDEV MTN 4.55% 3652D 08.8.2022 - MTN 3	08-Aug-2022	300	4.550	AA1
202100034	SABAHDEV RM3.0 BILLION CP PROGRAMME	21-Jun-2028	774		
RD210074	SABAHDEV CP 184D 06.01.2022 - Tranche 4 Series 1	06-Jan-2022	300	0.000	P1
RD210075	SABAHDEV CP 182D 07.01.2022 - Tranche 5 Series 1	07-Jan-2022	100	0.000	P1
RD210106	SABAHDEV CP 123D 08.02.2022 - Tranche 10 Series 1	08-Feb-2022	203	0.000	P1
RD210090	SABAHDEV CP 174D 17.02.2022 - Tranche 9 Series 1	17-Feb-2022	77	0.000	P1
RE210062	SABAHDEV CP 344D 31.05.2022 - Tranche 1 Series 1	31-May-2022	20	0.000	P1
RE210063	SABAHDEV CP 352D 08.06.2022 - Tranche 1 Series 2	08-Jun-2022	55	0.000	P1
RE210072	SABAHDEV CP 361D 24.06.2022 - Tranche 2 Series 2	24-Jun-2022	205	0.000	P1
RE210073	SABAHDEV CP 364D 01.07.2022 - Tranche 3 Series 1	01-Jul-2022	27	0.000	P1
RE210078	SABAHDEV CP 361D 05.07.2022 - Tranche 7 Series 1	05-Jul-2022	30	0.000	P1
RE210082	SABAHDEV CP 364D 15.07.2022 - Tranche 8 Series 1	15-Jul-2022	57	0.000	P1
202100041	SABAHDEV RM3.0 BILLION MTN PROGRAMME	30-Jul-2046	760		
UE210407	SABAHDEV MTN 366D 14.12.2022 - Tranche 2 Series 1	14-Dec-2022	50	3.700	AA1
UF210408	SABAHDEV MTN 730D 13.12.2023 - Tranche 2 Series 2	13-Dec-2023	130	4.200	AA1
UG210264	SABAHDEV MTN 1096D 30.7.2024 - Tranche 1 Series 1	30-Jul-2024	390	4.400	AA1
UI210265	SABAHDEV MTN 1826D 30.7.2026 - Tranche 1 Series 2	30-Jul-2026	190	4.600	AA1

REGISTRATION CODE	201501025755 (1151078W)				
ISSUER NAME	<b>Sabah Development Berhad</b>				
INDUSTRY	INDUSTRIAL PRODUCTS				
PROFILE	Sabah Development Berhad ("SD Berhad") is an investment holding company that was incorporated on 06 July 2015. It was created to demerge Sabah Development Bank Berhad's ("SDB") non-core businesses i.e. oil & gas, water utilities and property investment from the latter's core business which is financial services. SD Berhad, as a wholly-owned entity of the Sabah state government, has also extended its role as a funding vehicle and investment arm of the Sabah state government to provide funds for major socio-economic development projects in Sabah.				
FACILITY/BOND CODE	FACILITY/BOND NAME	MATURITY DATE	O/S AMT (MYR Mil)	CPN RATE (%)	RATING
202100026	SABAH DEVELOPMENT BERHAD RM10.0B IMTN SUKUK MURABAAH PROGRAMME	12-May-2051	1		
VE210191	SD BHD IMTN 12.05.2022	12-May-2022	1	2.750	AAA

REGISTRATION CODE	201701032936 (1247107P)				
ISSUER NAME	<b>SAJ Capital Sdn Berhad</b>				
INDUSTRY	INFRASTRUCTURES AND UTILITIES				
PROFILE	SAJ Capital Sdn Bhd ("SAJCSB") was incorporated on 18 September 2017. SAJCSB is wholly owned by Ranhill Capital Sdn Bhd ("RCSB"), which, in turn, is a wholly-owned subsidiary of Bursa Malaysia-listed Ranhill Holdings Berhad. RCSB holds an 80% interest in SAJ Ranhill Sdn Bhd, the sole provider of treated water services in Johor.				
FACILITY/BOND CODE	FACILITY/BOND NAME	MATURITY DATE	O/S AMT (MYR Mil)	CPN RATE (%)	RATING
201800006	SAJC RM650.0M SUKUK MURABAAH	25-Jan-2030	570		
VH180040	SAJC IMTN 5.190% 26.01.2022 - Tranche 3	26-Jan-2022	50	5.190	AA- IS
VI180041	SAJC IMTN 5.250% 26.01.2023 - Tranche 4	26-Jan-2023	50	5.250	AA- IS
VJ180042	SAJC IMTN 5.310% 26.01.2024 - Tranche 5	26-Jan-2024	50	5.310	AA- IS
VK180043	SAJC IMTN 5.370% 24.01.2025 - Tranche 6	24-Jan-2025	60	5.370	AA- IS
VL180044	SAJC IMTN 5.430% 26.01.2026 - Tranche 7	26-Jan-2026	60	5.430	AA- IS
VM180045	SAJC IMTN 5.490% 26.01.2027 - Tranche 8	26-Jan-2027	60	5.490	AA- IS
VN180046	SAJC IMTN 5.550% 26.01.2028 - Tranche 9	26-Jan-2028	70	5.550	AA- IS
VO180047	SAJC IMTN 5.610% 26.01.2029 - Tranche 10	26-Jan-2029	80	5.610	AA- IS
VP180048	SAJC IMTN 5.670% 25.01.2030 - Tranche 11	25-Jan-2030	90	5.670	AA- IS

REGISTRATION CODE	199601033993 (406345H)				
ISSUER NAME	<b>Samalaju Industrial Port Sdn Berhad</b>				
INDUSTRY	INFRASTRUCTURES AND UTILITIES				
PROFILE	Samalaju Industrial Port Sdn Berhad ("Samalaju"), a wholly-owned subsidiary of Bintulu Port Holdings Berhad ("Bintulu Port"), was established on 16 October 1996. According to the Principal Agreement ("PA") inked between the Sarawak State Government, Bintulu Port and Samalaju dated 9 July 2013, Samalaju has been appointed to build, operate, manage and administer Samalaju Port under a 40-year contract, effective from the date of completion of Phase 1. Samalaju has been given the option to extend the contract for a further 20-year period. Upon the expiry of the PA, Samalaju Port will be handed over to the Sarawak State Government. Samalaju Port is located about 60km from Bintulu town and serves as a dedicated port for energy-intensive players at the Samalaju Industrial Park.				
FACILITY/BOND CODE	FACILITY/BOND NAME	MATURITY DATE	O/S AMT (MYR Mil)	CPN RATE (%)	RATING
201500064	SAMALAJU RM950.0M SUKUK MURABAHAH PROGRAMME	28-Dec-2040	950		
VL150345	SAMALAJU IMTN 5.05% 28.12.2023 - Issue No. 1	28-Dec-2023	60	5.050	AA1 (S)
VM150346	SAMALAJU IMTN 5.15% 27.12.2024 - Issue No. 2	27-Dec-2024	100	5.150	AA1 (S)
VN150347	SAMALAJU IMTN 5.25% 26.12.2025 - Issue No. 3	26-Dec-2025	100	5.250	AA1 (S)
VO150348	SAMALAJU IMTN 5.35% 28.12.2026 - Issue No. 4	28-Dec-2026	110	5.350	AA1 (S)
VP150349	SAMALAJU IMTN 5.45% 28.12.2027 - Issue No. 5	28-Dec-2027	110	5.450	AA1 (S)
VQ150350	SAMALAJU IMTN 5.55% 28.12.2028 - Issue No. 6	28-Dec-2028	110	5.550	AA1 (S)
VR150351	SAMALAJU IMTN 5.65% 28.12.2029 - Issue No. 7	28-Dec-2029	110	5.650	AA1 (S)
VU160458	SAMALAJU IMTN 25.50% 23.12.2033 - Issue No. 8	23-Dec-2033	60	25.500	AA1 (S)
VV160459	SAMALAJU IMTN 20.25% 22.12.2034 - Issue No. 9	22-Dec-2034	60	20.250	AA1 (S)
VW160460	SAMALAJU IMTN 17.10% 21.12.2035 - Issue No. 10	21-Dec-2035	60	17.100	AA1 (S)
VX160461	SAMALAJU IMTN 15.00% 23.12.2036 - Issue No. 11	23-Dec-2036	70	15.000	AA1 (S)

REGISTRATION CODE	201201005117 (978642A)				
ISSUER NAME	Sapura TMC Sdn Berhad (fka SapuraKencana TMC Sdn Berhad)				
INDUSTRY	MINING & PETROLEUM				
PROFILE	Sapura TMC Sdn Berhad ("STSB") is a wholly-owned subsidiary of SapuraKencana Petroleum Berhad ("SKP"). The principal activities of STSB is to provide treasury and fund management services to its related companies. SKP is a leading global integrated oil and gas services and solutions provider operating across the entire upstream value chain. As a full-fledged upstream player, SKP's spectrum of capabilities cover the exploration, development, production, rejuvenation, as well as decommissioning and abandonment stages of the value chain.				
FACILITY/BOND CODE	FACILITY/BOND NAME	MATURITY DATE	O/S AMT (MYR Mil)	CPN RATE (%)	RATING
201500039	SKTMC 30 YEARS MULTI CURRENCY SUKUK PROGRAMME	08-Sep-2045	6,380		
VK210113	STMC IMTN Floating Rate 31.03.2028 4-2	31-Mar-2028	538	5.532	NR(LT)
VK210111	STMC IMTN Floating Rate 31.03.2028 3-3	31-Mar-2028	412	5.200	NR(LT)
VK210110	STMC IMTN Floating Rate 31.03.2028 3-2	31-Mar-2028	170	5.200	NR(LT)
VK210109	STMC IMTN Floating Rate 31.03.2028 3-1	31-Mar-2028	741	5.200	NR(LT)
VK210107	STMC IMTN Floating Rate 31.03.2028 2-1	31-Mar-2028	761	4.940	NR(LT)
VK210106	STMC IMTN Floating Rate 31.03.2028 1-5	31-Mar-2028	62	5.140	NR(LT)
VK210105	STMC IMTN Floating Rate 31.03.2028 1-4	31-Mar-2028	168	5.140	NR(LT)
VK210104	STMC IMTN Floating Rate 31.03.2028 1-3	31-Mar-2028	266	5.140	NR(LT)
VK210103	STMC IMTN Floating Rate 31.03.2028 1-2	31-Mar-2028	402	5.140	NR(LT)
VK210102	STMC IMTN Floating Rate 31.03.2028 1-1	31-Mar-2028	2,819	5.140	NR(LT)
VK210112	STMC IMTN Floating Rate 31.03.2028 4-1	31-Mar-2028	42	5.532	NR(LT)

REGISTRATION CODE	196701000221 (007199D)				
ISSUER NAME	<b>Sarawak Energy Berhad</b>				
INDUSTRY	INFRASTRUCTURES AND UTILITIES				
PROFILE	Established on 5 January 2010, Sarawak Energy Berhad ("SEB") is wholly owned by the State Financial Secretary of Sarawak and is the investment arm of the Sarawak State Government. SEB is an investment holding company with subsidiaries that are involved in the generation, transmission, distribution and sale of electricity in Sarawak. The power generation arm of SEB consists of Sarawak Power Generation Sdn Berhad, which owns and operates a 320-megawatt ("MW") combined-cycle, gas-turbine power plant in Tanjung Kidurong, Bintulu; Mukah Power Generation Sdn Berhad, which owns and operates a 270-MW coal-fired power plant in Mukah; Sejingkat Power Corporation Sdn Bhd, which owns and operates a 100-MW coal-fired power plant in Kuching; and PPLS Power Generation Sdn Bhd, which owns and operates a 110-MW coal-fired power plant in Kuching. SEB is also involved in hydroelectric power generation through another subsidiary, Murum Hydro Consortium Sdn Bhd. Meanwhile, its wholly-owned subsidiary, Syarikat SESCO Berhad, has a monopoly over the transmission and distribution of electricity in Sarawak.				
FACILITY/BOND CODE	FACILITY/BOND NAME	MATURITY DATE	O/S AMT (MYR Mil)	CPN RATE (%)	RATING
201100040	SEB RM15.0 BILLION SUKUK MUSYARAKAH PROGRAMME	23-Jun-2036	12,000		
VN120027	SEB IMTN 4.500% 19.01.2022	19-Jan-2022	1,200	4.500	AAA
VN140171	SEB IMTN 5.000% 04.07.2024	04-Jul-2024	600	5.000	AAA
VN150159	SEB IMTN 4.750% 18.08.2025	18-Aug-2025	700	4.750	AAA
VS110215	SEB IMTN 5.650% 23.06.2026	23-Jun-2026	800	5.650	AAA
VS120026	SEB IMTN 4.850% 19.01.2027	19-Jan-2027	1,300	4.850	AAA
VN180337	SEB IMTN 4.700% 24.11.2028	24-Nov-2028	500	4.700	AAA
VS140170	SEB IMTN 5.500% 04.07.2029	04-Jul-2029	700	5.500	AAA
VN200089	SEB IMTN 3.300% 14.06.2030	14-Jun-2030	650	3.300	AAA
VS160109	SEB IMTN 5.040% 25.04.2031	25-Apr-2031	800	5.040	AAA
VS170389	SEB IMTN 5.320% 03.12.2032	03-Dec-2032	1,000	5.320	AAA
VS180336	SEB IMTN 4.950% 25.11.2033	25-Nov-2033	1,000	4.950	AAA
VS200088	SEB IMTN 3.650% 15.06.2035	15-Jun-2035	1,250	3.650	AAA
VX150158	SEB IMTN 5.280% 17.08.2035	17-Aug-2035	800	5.280	AAA
VX160108	SEB IMTN 5.180% 25.04.2036	25-Apr-2036	700	5.180	AAA



REGISTRATION CODE	199701008330 (423826T)				
ISSUER NAME	<b>Sasaran Etika Sdn Berhad</b>				
INDUSTRY	CONSTRUCTION AND ENGINEERING				
PROFILE	Incorporated on 20 March 1997, Sasaran Etika Sdn Bhd ("SESB") was fully acquired by Nadi Cergas Sdn Bhd ("Nadi Cergas") in June 2010, the promoter and main contractor of the residential colleges for 5,000 students for International Islamic University Malaysia in Kuantan, Pahang ("IIUM Project"). 75% of Nadi Cergas' shareholdings are held by its Managing Director, Tuan Haji Wan Azman Wan Kamal, while the remaining stakes are held by Dato' Sri Subahan Kamal, a director of Nadi Cergas. SESB had been awarded the concession to design, develop, construct and complete the IIUM Project under a Concession Agreement dated 25 October 2011, which was signed between the Government of Malaysia as represented by the Ministry of Higher Education, IIUM and SESB. The IIUM Project includes hostels, staff quarters, cafeteria, office as well as other facilities and infrastructure.				
FACILITY/BOND CODE	FACILITY/BOND NAME	MATURITY DATE	O/S AMT (MYR Mil)	CPN RATE (%)	RATING
201200017	RM220 Million Serial Bonds	23-Apr-2027	120		
PN120010	SASARAN 4.600% 22.04.2022	22-Apr-2022	20	4.600	AA1
PO120009	SASARAN 4.750% 24.04.2023	24-Apr-2023	20	4.750	AA1
PP120008	SASARAN 4.900% 24.04.2024	24-Apr-2024	20	4.900	AA1
PQ120007	SASARAN 5.000% 24.04.2025	24-Apr-2025	20	5.000	AA1
PR120006	SASARAN 5.100% 24.04.2026	24-Apr-2026	20	5.100	AA1
PS120005	SASARAN 5.200% 23.04.2027	23-Apr-2027	20	5.200	AA1

REGISTRATION CODE	197601002045 (28008M)				
ISSUER NAME	<b>Scientex Quatari Sdn Berhad</b>				
INDUSTRY	PROPERTY AND REAL ESTATE				
PROFILE	Incorporated in 1976, Scientex Quatari Sdn Berhad operates as a property investment and development subsidiary of Scientex Berhad. Scientex Berhad is a diversified company listed on the Main Market of Bursa Malaysia since 1990 and is primarily involved in the manufacturing and property development businesses. The property division of Scientex Berhad focuses on building affordable housing in Johor under the Rumah Mampu Milik Johor scheme at Pasir Gudang, Kulai and Senai. The company also develops high rise residential buildings in Malacca.				
FACILITY/BOND CODE	FACILITY/BOND NAME	MATURITY DATE	O/S AMT (MYR Mil)	CPN RATE (%)	RATING
201600001	SQSB RM500.0 MILLION SUKUK MURABAHAH PROGRAMME	08-Jan-2031	350		
VH180209	SQSB IMTN TRANCHE 1 SERIES 4 11.07.2022	11-Jul-2022	50	2.719	NR(LT)
VI180208	SQSB IMTN TRANCHE 1 SERIES 5 10.07.2023	10-Jul-2023	50	2.719	NR(LT)
VJ180207	SQSB IMTN TRANCHE 1 SERIES 6 10.07.2024	10-Jul-2024	100	2.719	NR(LT)
VN190293	SQSB IMTN 0.000% 08.01.2029	29-Dec-2028	70	2.719	NR(LT)
VO190292	SQSB IMTN 0.000% 08.01.2030	28-Dec-2029	80	2.719	NR(LT)

REGISTRATION CODE	201001032740 (916663H)				
ISSUER NAME	<b>Segi Astana Sdn Berhad</b>				
INDUSTRY	PROPERTY AND REAL ESTATE				
PROFILE	Segi Astana Sdn Bhd ("Segi Astana") was set up as a special purpose vehicle via a 70:30 joint venture between WCT Land Sdn Bhd ("WCTL"), one of the largest domestic construction players that is wholly owned by WCT Berhad, and Malaysia Airports Holdings Berhad ("MAHB"), a government-linked company that owns and operates most of the country's airports. Segi Astana was formed to undertake the construction, development, financing, operation and maintenance of the Kuala Lumpur International Airport 2 Integrated Complex under a 25-year build, operate and transfer concession, commencing on 1 August 2011, with an option to extend for a further 10 years. The integrated complex comprises a transport hub for the Express Rail Link, buses, taxis, car rental services and private transport, as well as a commercial complex consisting of a shopping mall and car parks.				
FACILITY/BOND CODE	FACILITY/BOND NAME	MATURITY DATE	O/S AMT (MYR Mil)	CPN RATE (%)	RATING
201800002	SEGI ASTANA RM415.0M MTN FACILITY ("ASEAN GREEN MTN FACILITY")	07-Jan-2028	340		
UH180005	SEGI ASTANA MTN 1460D 07.1.2022	07-Jan-2022	30	5.100	A+
UI180006	SEGI ASTANA MTN 1824D 06.1.2023	06-Jan-2023	30	5.200	A+
UJ180007	SEGI ASTANA MTN 2191D 08.1.2024	08-Jan-2024	30	5.300	A+
UK180008	SEGI ASTANA MTN 2557D 08.1.2025	08-Jan-2025	30	5.400	A+
UL180009	SEGI ASTANA MTN 2922D 08.1.2026	08-Jan-2026	25	5.500	A+
UM180010	SEGI ASTANA MTN 3287D 08.1.2027	08-Jan-2027	25	5.600	A+
UN180011	SEGI ASTANA MTN 3651D 07.1.2028	07-Jan-2028	170	5.700	A+

REGISTRATION CODE	201901031386 (1340716X)				
ISSUER NAME	<b>Semangkuk 2 Berhad</b>				
INDUSTRY	ASSET-BACKED SECURITIES				
PROFILE	Semangkuk 2 Berhad is a special purpose vehicle incorporated to undertake a securitisation programme involving the purchase of various logistic, commercial or industrial warehouse properties via the issuance of medium term notes.				
FACILITY/BOND CODE	FACILITY/BOND NAME	MATURITY DATE	O/S AMT (MYR Mil)	CPN RATE (%)	RATING
201900085	SEMANGKUK 2 RM5.0B ASSET-BACKED SENIOR TAKE-OUT MTNs PROGRAMME	29-Dec-2079	450		
UM190407	SEMANGKUK2 ABSMTN 30.6.2028 Unrated Class A(U)	30-Jun-2028	450	4.250	NR(LT)
201900086	SEMANGKUK 2 RM5.0B ASSET-BACKED UNRATED JUNIOR TAKE-OUT MTNs PROGRAMME	29-Dec-2079	395		
UM190406	SEMANGKUK2 ABSMTN 30.6.2028 Junior Tranche 1	30-Jun-2028	372	5.000	NR(LT)
UZ190405	SEMANGKUK2 ABSMTN 29.12.2079 Junior Tranche 2	29-Dec-2079	24	5.000	NR(LT)

REGISTRATION CODE	200701018605 (776616T)				
ISSUER NAME	<b>Semangkuk Berhad</b>				
INDUSTRY	ASSET-BACKED SECURITIES				
PROFILE	Semangkuk Berhad is a special purpose vehicle incorporated on 11 June 2007 to undertake a securitisation programme involving the purchase of various logistic, commercial or industrial warehouse properties via the issuance of medium term notes.				
FACILITY/BOND CODE	FACILITY/BOND NAME	MATURITY DATE	O/S AMT (MYR Mil)	CPN RATE (%)	RATING
200900003	SEMANGKUK RM1,500.0M ASSET-BACKED BRIDGE MTNs PROGRAMME	18-Feb-2069	119		
UU120026	SEMANGKUK ABSMTN 6120D 16.2.2029 - Tranche No 3	16-Feb-2029	15	6.100	NR(LT)
UU120028	SEMANGKUK ABSMTN 6113D 16.2.2029 - Tranche No 4	16-Feb-2029	17	6.100	NR(LT)
UX090010	SEMANGKUK ABSMTN 7303D 16.2.2029 - Tranche No 1	16-Feb-2029	87	6.100	NR(LT)
201900076	SEMANGKUK RM2.0 BILLION ASSET-BACKED JUNIOR TAKE-OUT MTNs PROGRAMME	18-Feb-2069	195		
UZ190382	SEMANGKUK ABSMTN 18.2.2069 - 2019-A(U)	18-Feb-2069	195	5.000	NR(LT)
201900077	SEMANGKUK RM2.0 BILLION ASSET-BACKED UNRATED SENIOR TAKE-OUT MTNs PROGRAMME	18-Feb-2069	250		
UM190381	SEMANGKUK ABSMTN 16.6.2028 - 2019-A(U) Class A(U)	16-Jun-2028	250	4.300	NR(LT)

REGISTRATION CODE	198401019443 (132001T)				
ISSUER NAME	<b>Semarak Gigih Berhad</b>				
INDUSTRY	FINANCIAL SERVICES				
PROFILE	Semarak Gigih Berhad ("SGB") was incorporated on 15 April 2015 as a special-purpose vehicle to undertake the securitisation of plantation lands. The originator, Kristal Mahamas Sdn Bhd is principally involved in the oil palm plantation industry.				
FACILITY/BOND CODE	FACILITY/BOND NAME	MATURITY DATE	O/S AMT (MYR Mil)	CPN RATE (%)	RATING
202000010	SEMARAK RM900.0 MILLION SUKUK PROGRAMME	28-Feb-2050	244		
VI200022	SEMARAK SENIOR SUKUK TRANCHE 1 (CLASS A S1)	28-Feb-2025	10	4.880	NR(LT)
VJ200023	SEMARAK SENIOR SUKUK TRANCHE 1 (CLASS A S2)	27-Feb-2026	10	4.880	NR(LT)
VK200024	SEMARAK SENIOR SUKUK TRANCHE 1 (CLASS A S3)	26-Feb-2027	15	4.880	NR(LT)
VL200025	SEMARAK SENIOR SUKUK TRANCHE 1 (CLASS A S4)	28-Feb-2028	15	4.880	NR(LT)
VM200026	SEMARAK SENIOR SUKUK TRANCHE 1 (CLASS A S5)	28-Feb-2029	15	4.880	NR(LT)
VN200027	SEMARAK SENIOR SUKUK TRANCHE 1 (CLASS A S6)	28-Feb-2030	15	4.880	NR(LT)
VO200028	SEMARAK SENIOR SUKUK TRANCHE 1 (CLASS A S7)	28-Feb-2031	15	4.880	NR(LT)
VP200029	SEMARAK SENIOR SUKUK TRANCHE 1 (CLASS A S8)	27-Feb-2032	15	4.880	NR(LT)
VQ200030	SEMARAK SENIOR SUKUK TRANCHE 1 (CLASS A S9)	28-Feb-2033	15	4.880	NR(LT)
VR200031	SEMARAK SENIOR SUKUK TRANCHE 1 (CLASS A S10)	28-Feb-2034	15	4.880	NR(LT)
VS200033	SEMARAK JUNIOR SUKUK TRANCHE 1 (CLASS B S1)	28-Feb-2035	86	3.000	NR(LT)
VS200032	SEMARAK SENIOR SUKUK TRANCHE 1 (CLASS A S11)	28-Feb-2035	18	4.880	NR(LT)

<b>REGISTRATION CODE</b>	199201010880 (242383M)				
<b>ISSUER NAME</b>	<b>Senai Airport Terminal Services Sdn Berhad</b>				
<b>INDUSTRY</b>	INFRASTRUCTURES AND UTILITIES				
<b>PROFILE</b>	Senai Airport Terminal Services Sdn Bhd ("SATSSB") was incorporated on 16 June 1992 with a vision to develop Senai Airport into a passenger and logistics hub of the southern region. SATSSB was then granted a licence by the Ministry of Transport for a period of 20 years beginning 1 November 2003 to oversee the management, maintenance and development of the Johor-based Senai International Airport. As SATSSB took over Senai International Airport from Malaysia Airports Berhad under a 50-year concession to develop the airport into Asia Pacific's new logistics hub and low cost airport, Senai International Airport became the country's first privately owned and operated airport. SATSSB is a wholly-owned subsidiary of MMC Corporation Berhad, a utilities and infrastructure group with interests in transport & logistics, energy & utilities and engineering & construction.				
<b>FACILITY/BOND CODE</b>	<b>FACILITY/BOND NAME</b>	<b>MATURITY DATE</b>	<b>O/S AMT (MYR Mil)</b>	<b>CPN RATE (%)</b>	<b>RATING</b>
201100075	SATSSB RM330.0 MILLION NOMINAL VALUE IMTN PROGRAMME GUARANTEED BY GOVERNMENT OF MALAYSIA	29-Nov-2024	330		
VP120431	SATSSB IMTN 4.118% 14.06.2024	14-Jun-2024	80	4.118	NR(LT)
VQ110438	SATSSB IMTN 4.218% 29.11.2024	29-Nov-2024	250	4.218	NR(LT)

<b>REGISTRATION CODE</b>	200301010213 (612633A)				
<b>ISSUER NAME</b>	<b>Senai Desaru Expressway Berhad</b>				
<b>INDUSTRY</b>	INFRASTRUCTURES AND UTILITIES				
<b>PROFILE</b>	Senai Desaru Expressway Berhad ("SDEB") owns a 33-year concession to design, construct, manage, operate, maintain as well as collect and retain toll collections for the 77km Senai-Pasir Gudang-Desaru Expressway ("SPD"). SDEB's wholly-owned special purpose vehicle, SDE Land Sdn Bhd, undertakes the land acquisition activities of SPD. SPD links Senai in the west of Johor, Ulu Tebrau and its surrounding areas, with Pasir Gudang as well as Desaru at the east of Johor. SPD comprises 5 interchanges and 4 toll plazas and operates on a "closed-toll" basis. Rancak Bistari Sdn Bhd and YPJ Holdings Sdn Bhd ("YPJH") own a respective 70%- and 30%-stake in SDEB. YPJH is a wholly-owned subsidiary of Yayasan Pelajaran Johor, a Johor state government agency while Rancak Bistari is a company with majority of its shares held by Tan Sri Hamdan Mohamad.				
<b>FACILITY/BOND CODE</b>	<b>FACILITY/BOND NAME</b>	<b>MATURITY DATE</b>	<b>O/S AMT (MYR Mil)</b>	<b>CPN RATE (%)</b>	<b>RATING</b>
200500120	SDEB RM965.0M ICULS	17-Jul-2053	897		
PZ070047	SDEB 12.000% 16.12.2038	17-Jul-2053	36	5.000	NR(LT)
PZ190016	SDEB 5.000% 17.07.2053	17-Jul-2053	43	5.000	NR(LT)
PZ180013	SDEB 5.000% 17.07.2053	17-Jul-2053	41	5.000	NR(LT)
PZ050032	SDEB 12.000% 16.12.2038	17-Jul-2053	48	5.000	NR(LT)
PZ060014	SDEB 12.000% 16.12.2038	17-Jul-2053	24	5.000	NR(LT)
PZ060050	SDEB 12.000% 16.12.2038	17-Jul-2053	39	5.000	NR(LT)
PZ060062	SDEB 12.000% 16.12.2038	17-Jul-2053	34	5.000	NR(LT)
PZ060078	SDEB 12.000% 16.12.2038	17-Jul-2053	36	5.000	NR(LT)
PZ070001	SDEB 12.000% 16.12.2038	17-Jul-2053	30	5.000	NR(LT)
PZ070016	SDEB 12.000% 16.12.2038	17-Jul-2053	45	5.000	NR(LT)
PZ070036	SDEB 12.000% 16.12.2038	17-Jul-2053	36	5.000	NR(LT)
PZ080011	SDEB 12.000% 16.12.2038	17-Jul-2053	20	5.000	NR(LT)
PZ080060	SDEB 12.000% 16.12.2038	17-Jul-2053	30	5.000	NR(LT)

FACILITY/BOND CODE	FACILITY/BOND NAME	MATURITY DATE	O/S AMT (MYR Mil)	CPN RATE (%)	RATING
PZ090034	SDEB 12.000% 16.12.2038	17-Jul-2053	27	5.000	NR(LT)
PZ090037	SDEB 12.000% 16.12.2038	17-Jul-2053	11	5.000	NR(LT)
PZ100056	SDEB 12.000% 16.12.2038	17-Jul-2053	50	5.000	NR(LT)
PZ110050	SDEB 12.000% 16.12.2038	17-Jul-2053	56	5.000	NR(LT)
PZ120081	SDEB 12.000% 16.12.2038	17-Jul-2053	63	5.000	NR(LT)
PZ130086	SDEB 12.000% 16.12.2038	17-Jul-2053	70	5.000	NR(LT)
PZ140061	SDEB 5.000% 17.07.2053	17-Jul-2053	49	5.000	NR(LT)
PZ150022	SDEB 5.000% 17.07.2053	17-Jul-2053	35	5.000	NR(LT)
PZ160017	SDEB 5.000% 17.07.2053	17-Jul-2053	37	5.000	NR(LT)
PZ170028	SDEB 5.000% 17.07.2053	17-Jul-2053	39	5.000	NR(LT)
201400020	SDEB RM1.89 BIL RESTRUCTURED SUKUK PROGRAMME	29-Aug-2053	1,890		
VZ140130	SDEB IMTN 31.12.2038 - SERIES 1	31-Dec-2038	40	0.500	BB IS
VZ140131	SDEB IMTN 30.12.2039 - SERIES 2	30-Dec-2039	90	0.500	BB IS
VZ140132	SDEB IMTN 31.12.2040 - SERIES 3	31-Dec-2040	100	0.500	BB IS
VZ140133	SDEB IMTN 31.12.2041 - SERIES 4	31-Dec-2041	110	0.500	BB IS
VZ140134	SDEB IMTN 31.12.2042 - SERIES 5	31-Dec-2042	170	0.500	BB IS
VZ140135	SDEB IMTN 31.12.2043 - SERIES 6	31-Dec-2043	220	0.500	BB IS
VZ140136	SDEB IMTN 30.12.2044 - SERIES 7	30-Dec-2044	230	0.500	BB IS
VZ140137	SDEB IMTN 29.12.2045 - SERIES 8	29-Dec-2045	240	0.500	BB IS
VZ140138	SDEB IMTN 31.12.2046 - SERIES 9	31-Dec-2046	320	0.500	BB IS
VZ140139	SDEB IMTN 31.12.2047 - SERIES 10	31-Dec-2047	370	0.500	BB IS

<b>REGISTRATION CODE</b>	201301013382 (1043220T)				
<b>ISSUER NAME</b>	<b>SEP Resources (M) Sdn Berhad</b>				
<b>INDUSTRY</b>	CONSTRUCTION AND ENGINEERING				
<b>PROFILE</b>	SEP Resources (M) Sdn Berhad ("SEP") was incorporated on 19 April 2013 as a special purpose vehicle to acquire Budaya Positif Sdn Berhad ("Budaya"). Budaya currently owns the concession for the design, development and maintenance of student hostels for Universiti Malaysia Perlis in Padang Siding, Perlis. SEP is an intermediate investment holding company that is 70%-owned by Pesona Metro Holdings Berhad ("Pesona Metro"), a mid-sized construction, manufacturing and trading company. Pesona Metro is currently listed on the Main Market of Bursa Malaysia.				
<b>FACILITY/BOND CODE</b>	<b>FACILITY/BOND NAME</b>	<b>MATURITY DATE</b>	<b>O/S AMT (MYR Mil)</b>	<b>CPN RATE (%)</b>	<b>RATING</b>
201900084	SEP RM150.0 MILLION SUKUK WAKALAH	27-Dec-2030	130		
VG190352	SEP IMTN 4.400% 27.12.2022	27-Dec-2022	10	4.400	AA1
VH190350	SEP IMTN 4.450% 27.12.2023	27-Dec-2023	15	4.450	AA1
VI190349	SEP IMTN 4.500% 27.12.2024	27-Dec-2024	15	4.500	AA1
VJ190353	SEP IMTN 4.550% 26.12.2025	26-Dec-2025	15	4.550	AA1
VK190351	SEP IMTN 4.600% 24.12.2026	24-Dec-2026	15	4.600	AA1
VL190348	SEP IMTN 4.650% 27.12.2027	27-Dec-2027	15	4.650	AA1
VM190347	SEP IMTN 4.700% 27.12.2028	27-Dec-2028	15	4.700	AA1
VN190346	SEP IMTN 4.750% 27.12.2029	27-Dec-2029	15	4.750	AA1
VO190345	SEP IMTN 4.800% 27.12.2030	27-Dec-2030	15	4.800	AA1

<b>REGISTRATION CODE</b>	199701012153 (427649X)				
<b>ISSUER NAME</b>	<b>Sepangar Bay Power Corporation Sdn Berhad</b>				
<b>INDUSTRY</b>	INFRASTRUCTURES AND UTILITIES				
<b>PROFILE</b>	Sepangar Bay Power Corporation Sdn Berhad ("Sepangar") is an independent power producer incorporated on 14 April 1997 to build, own and construct a 100-megawatt combined cycle gas turbine power plant located at the Kota Kinabalu Industrial Park in Sepangar Bay, Sabah. Under the Power Purchase Agreement with Sabah Electricity Sdn Bhd ("SESB"), Sepangar is to sell electricity to SESB for 21 years commencing from its commercial operation date of 12 August 2008 to 11 August 2029. Sepangar is jointly owned by Kontek Abbadi Sdn Bhd, Juara Jernih Sdn Bhd and Konsortium Usukan Power Sdn Bhd, which are currently dormant investment-holding companies.				
<b>FACILITY/BOND CODE</b>	<b>FACILITY/BOND NAME</b>	<b>MATURITY DATE</b>	<b>O/S AMT (MYR Mil)</b>	<b>CPN RATE (%)</b>	<b>RATING</b>
201400033	SBPC RM575.0 MILLION SUKUK MURABAHAH	03-Jul-2029	203		
PL140036	SBPC 4.700% 01.07.2022 (SERIES 8)	01-Jul-2022	40	4.700	AA1
PM140037	SBPC 4.800% 03.07.2023 (SERIES 9)	03-Jul-2023	40	4.800	AA1
PN140038	SBPC 4.900% 03.07.2024 (SERIES 10)	03-Jul-2024	40	4.900	AA1
PO140039	SBPC 5.000% 03.07.2025 (SERIES 11)	03-Jul-2025	40	5.000	AA1
PP140040	SBPC 5.100% 03.07.2026 (SERIES 12)	03-Jul-2026	43	5.100	AA1

REGISTRATION CODE	201501042584 (1167905P)				
ISSUER NAME	<b>Serba Dinamik Holdings Berhad</b>				
INDUSTRY	CONSTRUCTION AND ENGINEERING				
PROFILE	Serba Dinamik Holdings Berhad (“SDHB”), a listed entity on the Main Market of Bursa Malaysia, is primarily involved in the provision of engineering solutions to the oil and gas and power generation industries with operational facilities in Malaysia, Indonesia, UAE, Bahrain and the UK. SDHB’s business is segregated into two categories, operations and maintenance (“O&M”) and engineering, procurement, construction and commissioning (“EPCC”). Its O&M activities include the inspection, maintenance, repair and overhaul of rotating equipment and static equipment for the oil and gas (“O&G”) industry. SDHB’s EPCC work involves the installation of infrastructure in the O&G, power, water and utilities sectors.				
FACILITY/BOND CODE	FACILITY/BOND NAME	MATURITY DATE	O/S AMT (MYR Mil)	CPN RATE (%)	RATING
201800053	SDHB MULTI-CURRENCY ICP PROGRAMME	31-Oct-2025	100		
SE210079	SDHB ICP 364D 24.05.2022 (Issue No. 003)	24-May-2022	100	0.000	MARC-4 IS

REGISTRATION CODE	200901022786 (865885D)				
ISSUER NAME	<b>Seri Mutiara Development Sdn Berhad</b>				
INDUSTRY	PROPERTY AND REAL ESTATE				
PROFILE	Seri Mutiara Development Sdn Berhad was incorporated in 24 July 2009, and its principal activities include property development and the provision of student accommodation and hospitality services.				
FACILITY/BOND CODE	FACILITY/BOND NAME	MATURITY DATE	O/S AMT (MYR Mil)	CPN RATE (%)	RATING
201900027	SMDSB RM50.0 MILLION MTN PROGRAMME	10-May-2024	40		
UG190159	SMDSB MTN Tranche 1 1097D 11.5.2022	11-May-2022	40	6.850	NR(LT)

REGISTRATION CODE	200901017492 (860589P)				
ISSUER NAME	<b>Setia Alamsari Sdn Berhad (fka KL East Sdn Berhad)</b>				
INDUSTRY	PROPERTY AND REAL ESTATE				
PROFILE	Setia Alamsari Sdn Berhad (“Setia Alamsari”) was incorporated on 12 June 2009 and was formerly known as KL East Sdn Berhad. Setia Alamsari is wholly owned by SP Setia Berhad (“SP Setia”), which is listed on the Main Market of Bursa Malaysia. SP Setia is an investment holding company with subsidiaries that are principally engaged in the property development, construction, infrastructure, wood-based manufacturing and trading businesses.				
FACILITY/BOND CODE	FACILITY/BOND NAME	MATURITY DATE	O/S AMT (MYR Mil)	CPN RATE (%)	RATING
201900004	SETIA ALAMSARI RM358.1 MILLION UNRATED IMTN	28-Jan-2030	347		
VN190004	SUKUK MURABAHAH SETIA ALAMSARI IMTN Floating Rate 28.01.2030	28-Jan-2030	347	3.590	NR(LT)



REGISTRATION CODE	200001002967 (505572T)				
ISSUER NAME	<b>Setia Fontaines Sdn Berhad (fka Setia Recreation Sdn Berhad)</b>				
INDUSTRY	PROPERTY AND REAL ESTATE				
PROFILE	Setia Fontaines Sdn Berhad (formerly known as Setia Recreation Sdn Berhad) was incorporated in 2000 and is mainly involved in property development. It operates as a wholly-owned subsidiary of S P Setia Berhad ("SP Setia"), a listed company on the Main Market of Bursa Malaysia since 1996. SP Setia is an investment holding company with subsidiaries that are principally engaged in the property development, construction, infrastructure, and wood-based manufacturing and trading businesses.				
FACILITY/BOND CODE	FACILITY/BOND NAME	MATURITY DATE	O/S AMT (MYR Mil)	CPN RATE (%)	RATING
201700058	Setia Fontaines RM2.5B Islamic MTN Programme	25-Sep-2042	508		
VH190340	SFSB IMTN 26.06.2023 Tranche 2 Series 3	26-Jun-2023	15	3.720	NR(LT)
VG210020	SFSB IMTN 25.08.2023 Tranche 5 Series 3	25-Aug-2023	8	3.720	NR(LT)
VH200098	SFSB IMTN 25.08.2023 Tranche 4 Series 3	25-Aug-2023	3	3.720	NR(LT)
VH190339	SFSB IMTN 26.12.2023 Tranche 2 Series 4	26-Dec-2023	18	3.720	NR(LT)
VH190319	SFSB IMTN 26.12.2023 Tranche 3 Series 4	26-Dec-2023	2	3.720	NR(LT)
VH200211	SFSB IMTN 26.02.2024 Tranche 4 Series 4	26-Feb-2024	3	3.720	NR(LT)
VG210154	SFSB IMTN 26.02.2024 Tranche 5 Series 4	26-Feb-2024	8	3.720	NR(LT)
VI190338	SFSB IMTN 26.06.2024 Tranche 2 Series 5	26-Jun-2024	20	3.720	NR(LT)
VI190318	SFSB IMTN 26.06.2024 Tranche 3 Series 5	26-Jun-2024	2	3.720	NR(LT)
VH200269	SFSB IMTN 26.08.2024 Tranche 4 Series 5	26-Aug-2024	4	3.720	NR(LT)
VH210278	SFSB IMTN 26.08.2024 Tranche 5 Series 5	26-Aug-2024	8	3.720	NR(LT)
VI190337	SFSB IMTN 26.12.2024 Tranche 2 Series 6	26-Dec-2024	20	3.720	NR(LT)
VI190317	SFSB IMTN 26.12.2024 Tranche 3 Series 6	26-Dec-2024	2	3.720	NR(LT)
VH210322	SFSB IMTN 26.02.2025 Tranche 5 Series 6	26-Feb-2025	8	3.720	NR(LT)
VI200371	SFSB IMTN 26.02.2025 Tranche 4 Series 6	26-Feb-2025	4	3.720	NR(LT)
VJ190336	SFSB IMTN 25.06.2025 Tranche 2 Series 7	25-Jun-2025	20	3.720	NR(LT)
VJ200004	SFSB IMTN 26.06.2025 Tranche 3 Series 7	26-Jun-2025	3	3.720	NR(LT)
VI210155	SFSB IMTN 6.08.2025 Tranche 4 Series 7	26-Aug-2025	6	3.720	NR(LT)
VH210446	SFSB IMTN 26.08.2025 Tranche 5 Series 7	26-Aug-2025	8	3.720	NR(LT)
VJ190335	SFSB IMTN 26.12.2025 Tranche 2 Series 8	26-Dec-2025	20	3.720	NR(LT)
VJ200081	SFSB IMTN 26.12.2025 Tranche 3 Series 8	26-Dec-2025	3	3.720	NR(LT)
VI210477	SFSB IMTN 26.02.2026 Tranche 5 Series 8	26-Feb-2026	10	3.720	NR(LT)
VI210279	SFSB IMTN 26.02.2026 Tranche 4 Series 8	26-Feb-2026	6	3.720	NR(LT)
VK190334	SFSB IMTN 26.06.2026 Tranche 2 Series 9	26-Jun-2026	22	3.720	NR(LT)
VJ200154	SFSB IMTN 26.06.2026 Tranche 3 Series 9	26-Jun-2026	3	3.720	NR(LT)
VI210323	SFSB IMTN 26.08.2026 Tranche 4 Series 9	26-Aug-2026	6	3.720	NR(LT)
VK200153	SFSB IMTN 24.12.2026 Tranche 3 Series 10	24-Dec-2026	3	3.720	NR(LT)
VK190333	SFSB IMTN 24.12.2026 Tranche 2 Series 10	24-Dec-2026	22	3.720	NR(LT)
VJ210447	SFSB IMTN 26.02.2027 Tranche 4 Series 10	26-Feb-2027	6	3.720	NR(LT)
VL190332	SFSB IMTN 24.06.2027 Tranche 2 Series 11	24-Jun-2027	22	3.720	NR(LT)

FACILITY/BOND CODE	FACILITY/BOND NAME	MATURITY DATE	O/S AMT (MYR Mil)	CPN RATE (%)	RATING
VK200152	SFSB IMTN 25.06.2027 Tranche 3 Series 11	25-Jun-2027	3	3.720	NR(LT)
VL200151	SFSB IMTN 24.12.2027 Tranche 3 Series 12	24-Dec-2027	3	3.720	NR(LT)
VL190331	SFSB IMTN 24.12.2027 Tranche 2 Series 12	24-Dec-2027	22	3.720	NR(LT)
VL200150	SFSB IMTN 26.06.2028 Tranche 3 Series 13	26-Jun-2028	4	3.720	NR(LT)
VM190330	SFSB IMTN 26.06.2028 Tranche 2 Series 13	26-Jun-2028	24	3.720	NR(LT)
VM190329	SFSB IMTN 26.12.2028 Tranche 2 Series 14	26-Dec-2028	24	3.720	NR(LT)
VM200149	SFSB IMTN 26.12.2028 Tranche 3 Series 14	26-Dec-2028	2	3.720	NR(LT)
VM200212	SFSB IMTN 26.12.2028 Tranche 3 Series 15	26-Dec-2028	2	3.720	NR(LT)
VN190327	SFSB IMTN 26.06.2029 Tranche 2 Series 15	26-Jun-2029	24	3.720	NR(LT)
VN190326	SFSB IMTN 26.12.2029 Tranche 2 Series 16	26-Dec-2029	24	3.720	NR(LT)
VO190325	SFSB IMTN 26.06.2030 Tranche 2 Series 17	26-Jun-2030	24	3.720	NR(LT)
VO190324	SFSB IMTN 26.12.2030 Tranche 2 Series 18	26-Dec-2030	24	3.720	NR(LT)
VP190323	SFSB IMTN 26.06.2031 Tranche 2 Series 19	26-Jun-2031	25	3.720	NR(LT)
VP190328	SFSB IMTN 26.12.2031 Tranche 2 Series 20	26-Dec-2031	25	3.720	NR(LT)

REGISTRATION CODE	202001013909 (1370229H)				
ISSUER NAME	<b>SHC Capital Sdn Berhad</b>				
INDUSTRY	INDUSTRIAL PRODUCTS				
PROFILE	SHC Capital Sdn Berhad was newly incorporated on 11 June 2020. It is a special-purpose vehicle established to raise funds for its parent company, Tunas Cool Energy Sdn Berhad ("TUNAS"). Meanwhile, TUNAS is involved in district cooling system-related activities in the Pagoh Education Hub ("PEH") in Johor. Its activities at PEH is a result of a 20-year cooling energy supply agreement signed between the government (via the Ministry of Education) and Sime Darby Property Selatan Satu Sdn Berhad ("SDPSS"). SDPSS had subsequently sub-contracted the agreement to TUNAS, a wholly-owned subsidiary of Sin Heng Chan (Malaya) Berhad.				
FACILITY/BOND CODE	FACILITY/BOND NAME	MATURITY DATE	O/S AMT (MYR Mil)	CPN RATE (%)	RATING
202000063	SHC CAPITAL RM200.0 MILLION SUKUK WAKALAH PROGRAMME	23-Dec-2050	80		
VF200369	SHC CAPITAL IMTN Series 1 3.900% 23.12.2022	23-Dec-2022	5	3.900	AA- IS
VG200368	SHC CAPITAL IMTN Series 2 4.000% 26.12.2023	26-Dec-2023	5	4.000	AA- IS
VH200367	SHC CAPITAL IMTN Series 3 4.100% 23.12.2024	23-Dec-2024	5	4.100	AA- IS
VI200366	SHC CAPITAL IMTN Series 4 4.200% 23.12.2025	23-Dec-2025	5	4.200	AA- IS
VJ200365	SHC CAPITAL IMTN Series 5 4.300% 23.12.2026	23-Dec-2026	5	4.300	AA- IS
VK200364	SHC CAPITAL IMTN Series 6 4.400% 23.12.2027	23-Dec-2027	5	4.400	AA- IS
VL200363	SHC CAPITAL IMTN Series 7 4.500% 22.12.2028	22-Dec-2028	5	4.500	AA- IS
VM200362	SHC CAPITAL IMTN Series 8 4.600% 21.12.2029	21-Dec-2029	5	4.600	AA- IS
VN200361	SHC CAPITAL IMTN Series 9 4.700% 23.12.2030	23-Dec-2030	5	4.700	AA- IS
VO200360	SHC CAPITAL IMTN Series 10 4.800% 23.12.2031	23-Dec-2031	5	4.800	AA- IS
VP200359	SHC CAPITAL IMTN Series 11 4.900% 23.12.2032	23-Dec-2032	5	4.900	AA- IS
VQ200358	SHC CAPITAL IMTN Series 12 5.000% 23.12.2033	23-Dec-2033	5	5.000	AA- IS
VR200357	SHC CAPITAL IMTN Series 13 5.100% 22.12.2034	22-Dec-2034	5	5.100	AA- IS
VS200356	SHC CAPITAL IMTN Series 14 5.200% 21.12.2035	21-Dec-2035	5	5.200	AA- IS
VT200355	SHC CAPITAL IMTN Series 15 5.300% 23.12.2036	23-Dec-2036	5	5.300	AA- IS
VU200354	SHC CAPITAL IMTN Series 16 5.350% 23.06.2037	23-Jun-2037	5	5.350	AA- IS

REGISTRATION CODE	201101015134 (943268K)				
ISSUER NAME	<b>Silver Sparrow Berhad</b>				
INDUSTRY	PROPERTY AND REAL ESTATE				
PROFILE	Silver Sparrow Berhad ("SSB") is a special purpose vehicle incorporated by Aseana Properties Limited for the purpose of issuing bonds. The proceeds raised will be on-lent to SSB's two sister companies (ICSD Ventures Sdn Bhd and Iringan Flora Sdn Bhd) to refinance and part finance the development of the Sandakan Harbour Mall, 4-star hotel Four Points by Sheraton Sandakan as well as to fund the acquisition of a hotel called Aloft Kuala Lumpur Sentral. A public listed company of the Main Market of the London Stock Exchange, Aseana Properties Limited is involved in the property development industry in Vietnam and Malaysia.				
FACILITY/BOND CODE	FACILITY/BOND NAME	MATURITY DATE	O/S AMT (MYR Mil)	CPN RATE (%)	RATING
201100078	SILVER SPARROW 10-YRS RM515.0M MTN (FG)	08-Dec-2023	57		
UE210405	SPARROW MTN 365D 08.12.2022	08-Dec-2022	57	4.500	AAA (FG)
201100079	SILVER SPARROW 10-YRS RM515.0M MTN (BG)	08-Dec-2023	43		
UE210406	SPARROW MTN 365D 08.12.2022	08-Dec-2022	43	4.500	AAA (BG)

REGISTRATION CODE	200401009263 (647766V)				
ISSUER NAME	<b>Sime Darby Plantation Berhad (fka Sime Darby Plantation Sdn Bhd)</b>				
INDUSTRY	PLANTATION AND AGRICULTURE				
PROFILE	Sime Darby Plantation Berhad ("SDP"), a listed entity on the Main Market of Bursa Malaysia, is primarily involved in the production of palm oil. As a globally integrated plantation company, SDP have operations in the upstream and downstream segments, research and development, renewables and agribusiness. SDP is one of the world's largest palm oil producer and has a significant presence in upstream operations in Malaysia, Indonesia and Papua New Guinea and a sizeable downstream capacity in these countries as well as in the Netherlands, United Kingdom, Thailand, Vietnam and South Africa.				
FACILITY/BOND CODE	FACILITY/BOND NAME	MATURITY DATE	O/S AMT (MYR Mil)	CPN RATE (%)	RATING
201600010	SIME DARBY RM3.0 BILLION PERPETUAL SUKUK	24-Mar-2116	2,200		
VZ160050	SDPLANTATION IMTN 5.650% 24.03.2116	24-Mar-2116	2,200	5.650	AA IS

REGISTRATION CODE	197301002148 (015631P)				
ISSUER NAME	<b>Sime Darby Property Berhad</b>				
INDUSTRY	PROPERTY AND REAL ESTATE				
PROFILE	Sime Darby Property Berhad ("SD Property") was incorporated on 15 September 1973 and is principally involved in property development. Besides that, SD Property is involved in property investment as well as provision of management services in the leisure and hospitality sector. SD Property had been listed on the Main Market of Bursa Malaysia since 2017.				
FACILITY/BOND CODE	FACILITY/BOND NAME	MATURITY DATE	O/S AMT (MYR Mil)	CPN RATE (%)	RATING
200900058	SIME DARBY RM4.5B 30-YR IMTN & 7-YR ICP/IMTN	16-Nov-2039	800		
VI200334	SDPROPERTY IMTN 3.100% 03.12.2025	03-Dec-2025	150	3.100	AA+ IS
VK200335	SDPROPERTY IMTN 3.420% 03.12.2027	03-Dec-2027	500	3.420	AA+ IS
VN200336	SDPROPERTY IMTN 3.640% 03.12.2030	03-Dec-2030	150	3.640	AA+ IS

REGISTRATION CODE	196201000185 (004690V)				
ISSUER NAME	<b>Sin Heng Chan (Malaya) Berhad</b>				
INDUSTRY	PLANTATION AND AGRICULTURE				
PROFILE	Sin Heng Chan (Malaya) Berhad ("SHC") was incorporated on 1 June 1962 and was listed on the Main Market of Bursa Malaysia on 26 July 1973. SHC is principally involved in two core business segments. The first core business segment includes the cultivation of oil palm plantations and distribution of fresh fruit bunches. The second core business segment includes the engineering, procurement and construction of district cooling systems, and supply of cooling energy from district cooling systems and related activities, and the provision of energy and facility management services.				
FACILITY/BOND CODE	FACILITY/BOND NAME	MATURITY DATE	O/S AMT (MYR Mil)	CPN RATE (%)	RATING
202100027	SHC RM60.0 MILLION SUKUK WAKALAH PROGRAMME	22-May-2051	60		
VL210197	SHC IMTN Tranche 1 Series 1 18.05.2029	18-May-2029	10	4.850	NR(LT)
VM210196	SHC IMTN Tranche 1 Series 2 20.05.2030	20-May-2030	20	4.900	NR(LT)
VN210195	SHC IMTN Tranche 1 Series 3 20.05.2031	20-May-2031	30	4.950	NR(LT)

REGISTRATION CODE	200901008392 (851378X)				
ISSUER NAME	<b>Sinar Kamiri Sdn Berhad</b>				
INDUSTRY	INFRASTRUCTURES AND UTILITIES				
PROFILE	Sinar Kamiri Sdn Bhd ("SKSB") was incorporated on 27 March 2009. SKSB is wholly owned by Mudajaya Group Berhad and was solely set up to undertake the development and operations of a greenfield solar power generation facility with a capacity of 49.0MWac in Sungai Siput, Perak. SKSB will supply solar power for a period of 21 years to Tenaga Nasional Berhad under a solar power purchase agreement at a fixed tariff.				
FACILITY/BOND CODE	FACILITY/BOND NAME	MATURITY DATE	O/S AMT (MYR Mil)	CPN RATE (%)	RATING
201800007	SINAR KAMIRI RM245.0M GREEN SRI SUKUK WAKALAH (WAKALAH BI-AL ISTITHMAR)	30-Jan-2036	230		
VH180051	SINAR KAMIRI IMTN 5.120% 28.01.2022	28-Jan-2022	15	5.120	AA- IS
VI180052	SINAR KAMIRI IMTN 5.200% 30.01.2023	30-Jan-2023	15	5.200	AA- IS
VJ180053	SINAR KAMIRI IMTN 5.280% 30.01.2024	30-Jan-2024	15	5.280	AA- IS
VK180054	SINAR KAMIRI IMTN 5.360% 30.01.2025	30-Jan-2025	15	5.360	AA- IS
VL180055	SINAR KAMIRI IMTN 5.440% 30.01.2026	30-Jan-2026	15	5.440	AA- IS
VM180056	SINAR KAMIRI IMTN 5.520% 29.01.2027	29-Jan-2027	15	5.520	AA- IS
VN180057	SINAR KAMIRI IMTN 5.600% 28.01.2028	28-Jan-2028	15	5.600	AA- IS
VO180058	SINAR KAMIRI IMTN 5.690% 30.01.2029	30-Jan-2029	15	5.690	AA- IS
VP180059	SINAR KAMIRI IMTN 5.780% 30.01.2030	30-Jan-2030	15	5.780	AA- IS
VQ180060	SINAR KAMIRI IMTN 5.870% 30.01.2031	30-Jan-2031	15	5.870	AA- IS
VR180061	SINAR KAMIRI IMTN 5.960% 30.01.2032	30-Jan-2032	15	5.960	AA- IS
VS180062	SINAR KAMIRI IMTN 6.050% 28.01.2033	28-Jan-2033	15	6.050	AA- IS
VT180063	SINAR KAMIRI IMTN 6.150% 30.01.2034	30-Jan-2034	15	6.150	AA- IS
VU180064	SINAR KAMIRI IMTN 6.250% 30.01.2035	30-Jan-2035	15	6.250	AA- IS
VV180065	SINAR KAMIRI IMTN 6.350% 30.01.2036	30-Jan-2036	20	6.350	AA- IS

REGISTRATION CODE	197901005290 (049572H)				
ISSUER NAME	<b>Small Medium Enterprise Development Bank Malaysia Berhad</b>				
INDUSTRY	FINANCIAL SERVICES				
PROFILE	Founded on 3 October 2005, Small Medium Enterprise Development Bank Malaysia Berhad (fka Bank Perusahaan Kecil & Sederhana Malaysia Berhad) ("SME Bank") is a leading development financial institution in Malaysia that provides financial products and services to small and medium enterprises ("SMEs"). Since its inception, SME Bank has been playing an essential role in ensuring the continuous development and accelerated growth of SMEs by offering these entities a comprehensive range of financial products and services.				
FACILITY/BOND CODE	FACILITY/BOND NAME	MATURITY DATE	O/S AMT (MYR Mil)	CPN RATE (%)	RATING
201200056	SME BANK RM3.0 BILLION SUKUK	13-Aug-2032	1,850		
VI170105	SME BANK IMTN 4.100% 09.03.2022	09-Mar-2022	200	4.100	NR(LT)
VI170174	SME BANK IMTN 4.060% 13.06.2022	13-Jun-2022	300	4.060	NR(LT)
VN120306	SME BANK IMTN 3.69% 12.08.2022	12-Aug-2022	250	3.690	NR(LT)
VI190056	SME BANK IMTN 4.030% 22.03.2024	22-Mar-2024	400	4.030	NR(LT)
VI200063	SME BANK IMTN 3.020% 23.04.2025	23-Apr-2025	250	3.020	NR(LT)
VK190057	SME BANK IMTN 4.100% 20.03.2026	20-Mar-2026	200	4.100	NR(LT)
VK200064	SME BANK IMTN 3.300% 23.04.2027	23-Apr-2027	250	3.300	NR(LT)
202100042	SME BANK RM3,000.0 MILLION IMTN PROGRAMME	02-Aug-2051	500		
VI210292	SME BANK IMTN 3.100% 31.07.2026	31-Jul-2026	500	3.100	AAA IS
202100050	SME BANK RM1,000.0 MILLION ICP PROGRAMME	29-Sep-2028	150		
SD210169	SME BANK ICP 181D 30.03.2022 (S001/T002)	30-Mar-2022	150	0.000	MARC-1 IS

REGISTRATION CODE	201201038035 (1022517K)				
ISSUER NAME	<b>Solar Management (Seremban) Sdn Berhad</b>				
INDUSTRY	INFRASTRUCTURES AND UTILITIES				
PROFILE	Solar Management (Seremban) Sdn Berhad ("SMS") was incorporated on 29 October 2012 and is involved in renewable energy business-related activities. SMS owns a solar power plant with a capacity of 50MWac in Rembau, Negeri Sembilan which had achieved its commercial operation date on 30 January 2019. SMS is a wholly owned subsidiary of Solar Management (Chembong) Sdn Berhad.				
FACILITY/BOND CODE	FACILITY/BOND NAME	MATURITY DATE	O/S AMT (MYR Mil)	CPN RATE (%)	RATING
202000036	IMTN of RM260m based on Shariah principle of Murabahah (via Tawarruq arrangement) ("ASEAN Green SRI Sukuk")	21-Oct-2038	255		
VF200257	SMS IMTN 3.530% 21.10.2022	21-Oct-2022	10	3.530	AA3
VG200256	SMS IMTN 3.730% 20.10.2023	20-Oct-2023	10	3.730	AA3
VH200255	SMS IMTN 3.880% 21.10.2024	21-Oct-2024	10	3.880	AA3
VI200254	SMS IMTN 3.980% 21.10.2025	21-Oct-2025	15	3.980	AA3
VJ200253	SMS IMTN 4.080% 21.10.2026	21-Oct-2026	15	4.080	AA3
VK200252	SMS IMTN 4.180% 21.10.2027	21-Oct-2027	15	4.180	AA3
VL200251	SMS IMTN 4.280% 20.10.2028	20-Oct-2028	15	4.280	AA3
VM200268	SMS IMTN 4.380% 19.10.2029	19-Oct-2029	15	4.380	AA3
VN200267	SMS IMTN 4.530% 21.10.2030	21-Oct-2030	15	4.530	AA3
VO200266	SMS IMTN 4.630% 21.10.2031	21-Oct-2031	15	4.630	AA3
VP200265	SMS IMTN 4.730% 21.10.2032	21-Oct-2032	15	4.730	AA3
VQ200264	SMS IMTN 4.830% 21.10.2033	21-Oct-2033	15	4.830	AA3
VR200263	SMS IMTN 4.930% 20.10.2034	20-Oct-2034	15	4.930	AA3
VS200262	SMS IMTN 5.030% 19.10.2035	19-Oct-2035	15	5.030	AA3
VT200261	SMS IMTN 5.130% 21.10.2036	21-Oct-2036	20	5.130	AA3
VU200260	SMS IMTN 5.230% 21.10.2037	21-Oct-2037	20	5.230	AA3
VV200259	SMS IMTN 5.330% 21.10.2038	21-Oct-2038	20	5.330	AA3



REGISTRATION CODE	201901031263 (1340593D)				
ISSUER NAME	<b>SOP Capital Sdn Berhad</b>				
INDUSTRY	FINANCIAL SERVICES				
PROFILE	SOP Capital Sdn Berhad was incorporated on 30 August 2019 and was established to issue notes, bonds, sukuk or other securities to fund the general business needs of the Sarawak Oil Palms Berhad ("SOPB") group of companies. SOPB is primarily involved in the cultivation of oil palms and operation of palm oil mills.				
FACILITY/BOND CODE	FACILITY/BOND NAME	MATURITY DATE	O/S AMT (MYR Mil)	CPN RATE (%)	RATING
202000048	Unrated IMTN Programme of RM1.0 billion in Nominal Value Based on the Shariah Principle of Murabahah (via Tawarruq Arrangement)	06-Nov-2040	20		
VJ200308	SOP IMTN 06.11.2026	06-Nov-2026	4	3.300	NR(LT)
VK200307	SOP IMTN 05.11.2027	05-Nov-2027	4	3.300	NR(LT)
VL200306	SOP IMTN 06.11.2028	06-Nov-2028	4	3.300	NR(LT)
VM200305	SOP IMTN 06.11.2029	06-Nov-2029	4	3.300	NR(LT)
VN200304	SOP IMTN 06.11.2030	06-Nov-2030	4	3.300	NR(LT)

REGISTRATION CODE	201601027121 (1198060T)				
ISSUER NAME	<b>Southern Power Generation Sdn Berhad</b>				
INDUSTRY	INFRASTRUCTURES AND UTILITIES				
PROFILE	Southern Power Generation Sdn Berhad ("SPG") was incorporated on 12 August 2016. SPG is principally engaged in the construction of a 2x720-megawatt combined cycle gas-fired power plant in Pasir Gudang, Johor. SPG is a 51:49 joint venture between Tenaga Nasional Berhad and SIPP Energy Sdn Bhd.				
FACILITY/BOND CODE	FACILITY/BOND NAME	MATURITY DATE	O/S AMT (MYR Mil)	CPN RATE (%)	RATING
201700076	SPG RM4.0 BILLION IMTN SUKUK WAKALAH	30-Oct-2037	3,665		
VI170341	SPG IMTN 4.700% 29.04.2022	29-Apr-2022	90	4.700	AA- IS
VI170342	SPG IMTN 4.730% 31.10.2022	31-Oct-2022	100	4.730	AA- IS
VJ170343	SPG IMTN 4.760% 28.04.2023	28-Apr-2023	100	4.760	AA- IS
VJ170344	SPG IMTN 4.790% 31.10.2023	31-Oct-2023	100	4.790	AA- IS
VK170345	SPG IMTN 4.820% 30.04.2024	30-Apr-2024	110	4.820	AA- IS
VK170346	SPG IMTN 4.850% 31.10.2024	31-Oct-2024	110	4.850	AA- IS
VL170347	SPG IMTN 4.880% 30.04.2025	30-Apr-2025	115	4.880	AA- IS
VL170348	SPG IMTN 4.910% 31.10.2025	31-Oct-2025	115	4.910	AA- IS
VM170349	SPG IMTN 4.940% 30.04.2026	30-Apr-2026	115	4.940	AA- IS
VM170350	SPG IMTN 4.970% 30.10.2026	30-Oct-2026	120	4.970	AA- IS
VN170351	SPG IMTN 5.000% 30.04.2027	30-Apr-2027	120	5.000	AA- IS
VN170352	SPG IMTN 5.020% 29.10.2027	29-Oct-2027	125	5.020	AA- IS
VO170353	SPG IMTN 5.040% 28.04.2028	28-Apr-2028	125	5.040	AA- IS
VO170354	SPG IMTN 5.060% 31.10.2028	31-Oct-2028	130	5.060	AA- IS
VP170355	SPG IMTN 5.090% 30.04.2029	30-Apr-2029	145	5.090	AA- IS
VP170356	SPG IMTN 5.130% 31.10.2029	31-Oct-2029	145	5.130	AA- IS
VQ170357	SPG IMTN 5.170% 30.04.2030	30-Apr-2030	150	5.170	AA- IS
VQ170358	SPG IMTN 5.210% 31.10.2030	31-Oct-2030	155	5.210	AA- IS



FACILITY/BOND CODE	FACILITY/BOND NAME	MATURITY DATE	O/S AMT (MYR Mil)	CPN RATE (%)	RATING
VR170359	SPG IMTN 5.250% 30.04.2031	30-Apr-2031	155	5.250	AA- IS
VR170360	SPG IMTN 5.290% 31.10.2031	31-Oct-2031	160	5.290	AA- IS
VS170368	SPG IMTN 5.330% 30.04.2032	30-Apr-2032	160	5.330	AA- IS
VS170367	SPG IMTN 5.370% 29.10.2032	29-Oct-2032	165	5.370	AA- IS
VT170366	SPG IMTN 5.410% 29.04.2033	29-Apr-2033	170	5.410	AA- IS
VT170365	SPG IMTN 5.450% 31.10.2033	31-Oct-2033	140	5.450	AA- IS
VU170364	SPG IMTN 5.490% 28.04.2034	28-Apr-2034	135	5.490	AA- IS
VU170363	SPG IMTN 5.530% 31.10.2034	31-Oct-2034	135	5.530	AA- IS
VV170362	SPG IMTN 5.570% 30.04.2035	30-Apr-2035	135	5.570	AA- IS
VV170361	SPG IMTN 5.610% 31.10.2035	31-Oct-2035	140	5.610	AA- IS

REGISTRATION CODE	201201006786 (908288X)				
ISSUER NAME	<b>Southkey Megamall Sdn Berhad</b>				
INDUSTRY	PROPERTY AND REAL ESTATE				
PROFILE	Southkey Megamall Sdn Berhad is a 70:30 joint venture formed between IGB Corporation Bhd and Southkey City Sdn Berhad (formerly known as Selia Pantai Sdn Berhad) to co-develop the Mid Valley Southkey Megamall in Johor. The integrated retail and commercial shopping mall, built on a 36-acre land within the Southkey township area, consists of eight 30-storey tower blocks, four office blocks, three hotels (Cititel Johor Baru, Boulevard Hotel and The Gardens hotel) and one serviced apartment with 180 units.				
FACILITY/BOND CODE	FACILITY/BOND NAME	MATURITY DATE	O/S AMT (MYR Mil)	CPN RATE (%)	RATING
201600055	SOUTHKEY MEGAMALL RM1.0 BILLION MTN PROGRAMME	20-Dec-2024	1,000		
UH180058	SOUTHKEY MEGAMALL MTN 2416D 20.12.2024 (SERIES 4)	20-Dec-2024	50	3.600	NR(LT)
UG190191	SOUTHKEY MEGAMALL MTN 2040D 20.12.2024 (SERIES 9)	20-Dec-2024	70	3.600	NR(LT)
UG190008	SOUTHKEY MEGAMALL MTN 2159D 20.12.2024 (SERIES 8)	20-Dec-2024	50	3.600	NR(LT)
UH180076	SOUTHKEY MEGAMALL MTN 2376D 20.12.2024 (SERIES 5)	20-Dec-2024	100	3.600	NR(LT)
UH180178	SOUTHKEY MEGAMALL MTN 2291D 20.12.2024 (SERIES 6)	20-Dec-2024	50	3.600	NR(LT)
UI160156	SOUTHKEY MEGAMALL MTN 2922D 20.12.2024 (SERIES 1)	20-Dec-2024	300	3.600	NR(LT)
UI170021	SOUTHKEY MEGAMALL MTN 2859D 20.12.2024 (SERIES 2)	20-Dec-2024	200	3.600	NR(LT)
UI170176	SOUTHKEY MEGAMALL MTN 2577D 20.12.2024 (SERIES 3)	20-Dec-2024	100	3.600	NR(LT)
UH180213	SOUTHKEY MEGAMALL MTN 2237D 20.12.2024 (SERIES 7)	20-Dec-2024	80	3.600	NR(LT)

REGISTRATION CODE	197401002663 (019698X)				
ISSUER NAME	<b>SP Setia Berhad</b>				
INDUSTRY	PROPERTY AND REAL ESTATE				
PROFILE	SP Setia Berhad was incorporated in 1974 and is an investment holding company with subsidiaries that are principally engaged in the property development, construction, infrastructure, and wood-based manufacturing and trading businesses. In addition to its well-established presence in Malaysia, SP Setia Berhad has expanded internationally with operations in Australia, Singapore, Vietnam and the United Kingdom. The company has been listed on the Main Market of Bursa Malaysia since 4 June 1996.				
FACILITY/BOND CODE	FACILITY/BOND NAME	MATURITY DATE	O/S AMT (MYR Mil)	CPN RATE (%)	RATING
202100036	S P SETIA RM3.0 BILLION IMTN SUKUK WAKALAH	25-Jun-2120	800		
VI210229	S P SETIA IMTN 3.850% 25.06.2026	25-Jun-2026	500	3.850	AA IS
VK210228	S P SETIA IMTN 4.300% 23.06.2028	23-Jun-2028	300	4.300	AA IS

REGISTRATION CODE	201001027955 (911874U)				
ISSUER NAME	<b>Special Coral Sdn Berhad</b>				
INDUSTRY	ASSET-BACKED SECURITIES				
PROFILE	Special Coral Sdn Bhd is a bankruptcy remote special purpose vehicle incorporated to issue Medium Term Notes ("MTNs"), which will be used to acquire Queensbay Mall in Bayan Lepas, Penang, which comprises a portion of the individual units/strata parcels and car parks as well as other onsite fixtures and fittings located within the mall. Queensbay Mall is an 8-storey shopping complex within the Queensbay integrated waterfront development project.				
FACILITY/BOND CODE	FACILITY/BOND NAME	MATURITY DATE	O/S AMT (MYR Mil)	CPN RATE (%)	RATING
201100014	SCSB Subordinated Class MTNs	01-Apr-2031	506		
US160122	SCSB ABSMTN 5264D 01.4.2031 (Sub Class 6)	01-Apr-2031	6	15.000	B-
UT150036	SCSB ABSMTN 5825D 01.4.2031 (Sub Class 3)	01-Apr-2031	5	15.000	B-
UT150083	SCSB ABSMTN 5654D 01.4.2031 (Sub Class 4)	01-Apr-2031	6	15.000	B-
US160072	SCSB ABSMTN 5412D 01.4.2031 (Sub Class 5)	01-Apr-2031	25	15.000	B-
UU140169	SCSB ABSMTN 5961D 01.4.2031 (Sub Class 2)	01-Apr-2031	5	15.000	B-
UX110015	SCSB ABSMTN 7305D 01.4.2031 (Sub Class1)	01-Apr-2031	460	15.000	B-
201100020	SCSB Senior Class A MTNs	01-Apr-2031	200		
UI200083	SCSB SENIOR CLASS A MTNS (SERIES 4)	30-Sep-2024	200	4.250	AAA

REGISTRATION CODE	200401036714 (675225K)				
ISSUER NAME	<b>Special Power Vehicle Berhad</b>				
INDUSTRY	INFRASTRUCTURES AND UTILITIES				
PROFILE	Incorporated on 14 December 2004, Special Power Vehicle Berhad ("SPV") is a funding conduit of Jimah Energy Ventures Sdn Bhd ("JEV") for the purpose of raising the remaining funds required for the construction of JEV's 1,400-megawatt ("MW") coal-fired power plant in Port Dickson, Negeri Sembilan. Aside from the funds raised by SPV, the development of JEV's coal-fired power plant was financed by Tenaga Nasional Berhad and via JEV's RM4.84 billion Senior Islamic Medium Term Notes. JEV's coal-fired power plant consists of two 700-MW capacity coal-fired generating units, which were successfully commissioned on 1 January 2009 and 1 July 2009 respectively.				
FACILITY/BOND CODE	FACILITY/BOND NAME	MATURITY DATE	O/S AMT (MYR Mil)	CPN RATE (%)	RATING
200500027	S POWER RM204.701M CLSS B IMTN	05-May-2034	205		
VZ050167	S POWER IMTN 10592D 05.05.2034 Class B	05-May-2034	205	100.000	Withdrawn

REGISTRATION CODE	196901000090 (008420D)				
ISSUER NAME	<b>Sports Toto Malaysia Sdn Berhad</b>				
INDUSTRY	TRADING & SERVICES				
PROFILE	Incorporated in 1969, Sports Toto Malaysia Sdn Bhd ("Sports Toto") is one of the select few gaming operators in Malaysia licensed to operate number forecast operations ("NFO"). In terms of both number of outlets and product offerings, Sports Toto is the largest NFO in Malaysia. Currently, Sports Toto is a wholly-owned subsidiary of Berjaya Sports Toto Berhad ("BToto"), which is listed on the Main Market of Bursa Malaysia.				
FACILITY/BOND CODE	FACILITY/BOND NAME	MATURITY DATE	O/S AMT (MYR Mil)	CPN RATE (%)	RATING
201700038	STMSB RM800.0 MILLION 15 YEARS MTN	30-Jun-2032	800		
UG190232	STMSB MTN 1094D 30.6.2022	30-Jun-2022	65	4.900	AA-
UG190229	STMSB MTN 1095D 30.6.2022	30-Jun-2022	80	4.950	AA-
UG190227	STMSB MTN 1098D 30.6.2022	30-Jun-2022	115	4.950	AA-
UI170098	STMSB MTN 1826D 30.6.2022	30-Jun-2022	40	4.820	AA-
UI190013	STMSB MTN 1826D 31.1.2024	31-Jan-2024	25	5.140	AA-
UI190230	STMSB MTN 1824D 28.6.2024	28-Jun-2024	40	5.050	AA-
UG210234	STMSB MTN 1094D 28.6.2024	28-Jun-2024	25	4.200	AA-
UG210311	STMSB MTN 1096D 17.9.2024	17-Sep-2024	30	4.150	AA-
UK190228	STMSB MTN 2559D 30.6.2026	30-Jun-2026	140	5.250	AA-
UM190231	STMSB MTN 3286D 30.6.2028	30-Jun-2028	55	5.450	AA-
UN190234	STMSB MTN 3649D 29.6.2029	29-Jun-2029	125	5.550	AA-
UN200140	STMSB MTN 3650D 28.6.2030	28-Jun-2030	60	4.980	AA-

REGISTRATION CODE	199201011624 (243127P)				
ISSUER NAME	<b>SPR Energy (M) Sdn Berhad</b>				
INDUSTRY	INFRASTRUCTURES AND UTILITIES				
PROFILE	SPR Energy (M) Sdn Berhad ("SPRE") was incorporated on 25 June 1992 and is a subsidiary of Kimanis Holdings Sdn Bhd. SPRE is an independent power producer that owns and operates a 100-megawatt combined-cycle, gas turbine power plant in Kimanis, Sabah.				
FACILITY/BOND CODE	FACILITY/BOND NAME	MATURITY DATE	O/S AMT (MYR Mil)	CPN RATE (%)	RATING
201700041	SPRE RM580.0 MILLION SENIOR SUKUK IJARAH	17-Jul-2035	440		
VI170189	SPRE IMTN 4.850% 15.07.2022	15-Jul-2022	40	4.850	AA3
VJ170190	SPRE IMTN 4.950% 17.07.2023	17-Jul-2023	40	4.950	AA3
VK170191	SPRE IMTN 4.990% 17.07.2024	17-Jul-2024	40	4.990	AA3
VL170192	SPRE IMTN 5.040% 17.07.2025	17-Jul-2025	45	5.040	AA3
VM170193	SPRE IMTN 5.110% 17.07.2026	17-Jul-2026	40	5.110	AA3
VN170194	SPRE IMTN 5.220% 16.07.2027	16-Jul-2027	35	5.220	AA3
VO170195	SPRE IMTN 5.340% 17.07.2028	17-Jul-2028	25	5.340	AA3
VP170196	SPRE IMTN 5.430% 17.07.2029	17-Jul-2029	25	5.430	AA3
VQ170197	SPRE IMTN 5.520% 17.07.2030	17-Jul-2030	20	5.520	AA3
VR170198	SPRE IMTN 5.610% 17.07.2031	17-Jul-2031	20	5.610	AA3
VS170199	SPRE IMTN 5.700% 16.07.2032	16-Jul-2032	25	5.700	AA3
VT170202	SPRE IMTN 5.790% 15.07.2033	15-Jul-2033	25	5.790	AA3
VU170201	SPRE IMTN 5.880% 17.07.2034	17-Jul-2034	30	5.880	AA3
VV170200	SPRE IMTN 6.000% 17.07.2035	17-Jul-2035	30	6.000	AA3
201700042	SPRE RM35.0 MILLION SUBORDINATE SUKUK IJARAH	17-Jan-2036	35		
VW170203	SPRE IMTN 6.000% 17.01.2036	17-Jan-2036	35	6.000	NR(LT)

REGISTRATION CODE	201901038957 (1348287D)				
ISSUER NAME	<b>Starbright Capital Berhad</b>				
INDUSTRY	ASSET-BACKED SECURITIES				
PROFILE	Starbright Capital Berhad ("Starbright") was incorporated on 29 October 2019 as a special-purpose vehicle to undertake the securitisation of the balance of payment obligations due under the Termination and Settlement Agreement between Pengurusan Air Selangor Sdn Bhd, Syarikat Pengeluar Air Sungai Selangor Sdn Bhd and Sungai Harmoni Sdn Bhd ("Sungai Harmoni"). The originator, Sungai Harmoni, is principally involved in managing, maintaining and operating water treatment plants.				
FACILITY/BOND CODE	FACILITY/BOND NAME	MATURITY DATE	O/S AMT (MYR Mil)	CPN RATE (%)	RATING
201900083	STARBRIGHT RM665.0M ASSET-BACKED MTN	27-Dec-2028	515		
UG190397	STARBRIGHT ABSMTN 1096D 27.12.2022 - Tranche No. 3	27-Dec-2022	75	4.000	AAA
UH190398	STARBRIGHT ABSMTN 1461D 27.12.2023 - Tranche No. 4	27-Dec-2023	75	4.080	AAA
UI190399	STARBRIGHT ABSMTN 1827D 27.12.2024 - Tranche No. 5	27-Dec-2024	75	4.150	AAA
UJ190400	STARBRIGHT ABSMTN 2191D 26.12.2025 - Tranche No. 6	26-Dec-2025	75	4.250	AAA
UK190401	STARBRIGHT ABSMTN 2554D 24.12.2026 - Tranche No. 7	24-Dec-2026	75	4.350	AAA
UL190402	STARBRIGHT ABSMTN 2922D 27.12.2027 - Tranche No. 8	27-Dec-2027	70	4.450	AAA
UM190403	STARBRIGHT ABSMTN 3288D 27.12.2028 - Tranche No. 9	27-Dec-2028	70	4.550	AAA

REGISTRATION CODE	197401001067 (18105V)				
ISSUER NAME	<b>Sungei Way Corporation Sdn Berhad</b>				
INDUSTRY	PROPERTY AND REAL ESTATE				
PROFILE	Sungei Way Corporation Sdn Berhad ("Sungei Way") is an investment holding company established in 1974. Sungei Way is one of the shareholders of Sunway Berhad, a large-scale property and construction player listed on the Main Market of Bursa Malaysia.				
FACILITY/BOND CODE	FACILITY/BOND NAME	MATURITY DATE	O/S AMT (MYR Mil)	CPN RATE (%)	RATING
202000050	SUNGEI WAY RM10.0 BILLION MTN PROGRAMME	23-Nov-2050	570		
UF200278	SUNGEI WAY MTN Tranche 2 Series 2 730D 23.11.2022	23-Nov-2022	30	2.930	NR(LT)
UG200277	SUNGEI WAY MTN Tranche 2 Series 3 1095D 23.11.2023	23-Nov-2023	30	2.930	NR(LT)
UG200280	SUNGEI WAY MTN Tranche 1 Series 1 1095D 23.11.2023	23-Nov-2023	300	3.200	NR(LT)
UH200276	SUNGEI WAY MTN Tranche 2 Series 4 1463D 25.11.2024	25-Nov-2024	30	2.930	NR(LT)
UI200275	SUNGEI WAY MTN Tranche 2 Series 5 1827D 24.11.2025	24-Nov-2025	180	2.930	NR(LT)

REGISTRATION CODE	201801047004 (1309036D)				
ISSUER NAME	<b>SUNREIT Perpetual Bond Berhad</b>				
INDUSTRY	PROPERTY AND REAL ESTATE				
PROFILE	SUNREIT Perpetual Bond Berhad is a special purpose vehicle incorporated on 28 December 2018 with the purpose to undertake the issuance of perpetual note to finance Sunway Real Estate Investment Trust's ("SunREIT") investment activities and working capital as well as to repay its borrowings.				
FACILITY/BOND CODE	FACILITY/BOND NAME	MATURITY DATE	O/S AMT (MYR Mil)	CPN RATE (%)	RATING
201900026	SUNREIT PERP RM10.0 BILLION PERPETUAL NOTE PROGRAMME	14-Apr-2119	340		
DZ190005	SUNREIT PERP BOND-1 14.04.2119	14-Apr-2119	340	5.850	NR(LT)

REGISTRATION CODE	201201004214 (977739X)				
ISSUER NAME	<b>SunREIT Unrated Bond Berhad</b>				
INDUSTRY	PROPERTY AND REAL ESTATE				
PROFILE	SunREIT Unrated Bond Berhad is a special purpose vehicle incorporated on 13 February 2012 to raise financing on behalf of Sunway Real Estate Investment Trust ("SunREIT") through the issuance of medium term notes. SunREIT is a Real Estate Investment Trust listed on the Main Market of Bursa Malaysia.				
FACILITY/BOND CODE	FACILITY/BOND NAME	MATURITY DATE	O/S AMT (MYR Mil)	CPN RATE (%)	RATING
201200072	SunREIT RM10B MTN	09-Oct-2047	1,410		
UE210153	SUNREIT MTN ISSUE 21	06-Apr-2022	400	2.600	NR(LT)
UE210160	SUNREIT MTN ISSUE 22	15-Apr-2022	200	2.670	NR(LT)
UF200103	SUNREIT MTN ISSUE 16	20-May-2022	100	3.350	NR(LT)
UF200137	SUNREIT MTN ISSUE 17	15-Jun-2022	100	3.130	NR(LT)
UF200240	SUNREIT MTN ISSUE 18	07-Oct-2022	270	2.850	NR(LT)
UF200241	SUNREIT MTN ISSUE 19	07-Oct-2022	130	2.850	NR(LT)
UF210077	SUNREIT MTN ISSUE 20	09-Mar-2023	200	2.800	NR(LT)
UG210402	SUNREIT MTN MTN 1096D 03.12.2024	03-Dec-2024	10	2.940	NR(LT)

REGISTRATION CODE	196801000641 (008235K)				
ISSUER NAME	<b>Sunsuria Berhad</b>				
INDUSTRY	PROPERTY AND REAL ESTATE				
PROFILE	Sunsuria Berhad ("Sunsuria") was incorporated on 04 December 1968 and listed on the Main Market of Bursa Malaysia on 7 March 1984. Sunsuria is an investment holding company that is mainly involved in property development. Through its subsidiaries, its business expanded into food and beverages, construction, landscape and nursery, education, digital development, integrated healthcare, retails and other complementary businesses and joint ventures.				
FACILITY/BOND CODE	FACILITY/BOND NAME	MATURITY DATE	O/S AMT (MYR Mil)	CPN RATE (%)	RATING
202000055	SUNSURIA RM500.0 MILLION IMTN SUKUK WAKALAH	02-Dec-2050	115		
VG200331	SUNSURIA IMTN 5.600% 01.12.2023	01-Dec-2023	75	5.600	A+ IS
VI200332	SUNSURIA IMTN 5.800% 02.12.2025	02-Dec-2025	40	5.800	A+ IS

REGISTRATION CODE	201001037627 (921551D)				
ISSUER NAME	<b>Sunway Berhad</b>				
INDUSTRY	PROPERTY AND REAL ESTATE				
PROFILE	Sunway Berhad ("Sunway"), formerly known as Alpha Sunrise Sdn Bhd, was incorporated on 10 November 2010 and was subsequently converted into a public company on 30 November 2010. Sunway was set up to acquire Sunway City Berhad and Sunway Holdings Berhad, both of which were substantially held by Sunway Group founder, Tan Sri Dato' Seri Dr Jeffrey Cheah. The merger was completed on 18 August 2011 and Sunway was listed on the Main Market of Bursa Malaysia on 23 August 2011. Tan Sri Dato' Seri Dr Jeffrey Cheah currently holds a 48% stake (both directly and indirectly) in the merged entity, Sunway. Sunway's main businesses include integrated property development, both locally and abroad, and construction.				
FACILITY/BOND CODE	FACILITY/BOND NAME	MATURITY DATE	O/S AMT (MYR Mil)	CPN RATE (%)	RATING
201800009	SUNWAYBHD RM5.0 BILLION PERPETUAL SUKUK PROGRAMME	09-Mar-2118	600		
DZ200001	SUNWAYBHD IBOND-6 PERPETUAL	09-Mar-2118	200	4.400	NR(LT)
DZ180007	SUNWAYBHD IBOND-2 PERPETUAL	09-Mar-2118	200	5.500	NR(LT)
DZ180002	SUNWAYBHD IBOND 5.5% PERPETUAL	09-Mar-2118	200	5.500	NR(LT)

REGISTRATION CODE	201501021412 (1146740W)				
ISSUER NAME	<b>Sunway Parkview Sdn Bhd</b>				
INDUSTRY	PROPERTY AND REAL ESTATE				
PROFILE	Sunway Parkview Sdn Bhd ("SRSB") is a property development company established on 1 June 2015. It is wholly owned by Sunway Iskandar Sdn Bhd ("SISB"), which in turn is 60 per cent owned by Sunway Berhad. SISB is a property developer engaged in the development of Sunway Iskandar in Medini, Johor.				
FACILITY/BOND CODE	FACILITY/BOND NAME	MATURITY DATE	O/S AMT (MYR Mil)	CPN RATE (%)	RATING
201700061	SPSB RM999.0M MTN Programme	27-Sep-2047	300		
UM170154	SPSB MTN Tranche 1 Series 1 - 3287D 29.9.2026	29-Sep-2026	75	3.290	NR(LT)
UN170153	SPSB MTN Tranche 1 Series 2 - 3652D 29.9.2027	29-Sep-2027	75	3.290	NR(LT)
UO170152	SPSB MTN Tranche 1 Series 3 - 4018D 29.9.2028	29-Sep-2028	75	3.290	NR(LT)
UP170151	SPSB MTN Tranche 1 Series 4 - 4382D 28.9.2029	28-Sep-2029	75	3.290	NR(LT)
201700061_1	SPSB RM999.0M MTN Programme	27-Sep-2047	499		
UG210076	SPSB MTN 1096D 08.3.2024 Tranche 2 Series 1	08-Mar-2024	200	3.790	NR(LT)
UG210075	SPSB MTN 1096D 08.3.2024 Tranche 3 Series 1	08-Mar-2024	299	3.790	NR(LT)



REGISTRATION CODE	201401012121 (1088200V)				
ISSUER NAME	<b>Sunway Treasury Sukuk Sdn Berhad</b>				
INDUSTRY	PROPERTY AND REAL ESTATE				
PROFILE	Sunway Treasury Sukuk Sdn Bhd ("STSSB") is a funding conduit wholly-owned by Sunway Treasury Sdn Bhd for the purpose of conducting treasury and financing operations, including but not limited to advancing, depositing or lending money to its related companies. STSSB's Sukuk programme is backed by an irrevocable and unconditional Al-Kafalah guarantee from Sunway Berhad. Sunway Berhad is a large-scale property and construction player listed on the Main Market of Bursa Malaysia.				
FACILITY/BOND CODE	FACILITY/BOND NAME	MATURITY DATE	O/S AMT (MYR Mil)	CPN RATE (%)	RATING
201500025	Sunway Treasury Sukuk RM2.0 Billion Sukuk Programme	06-Jun-2022	720		
SD210143	STSSB ICP Series 465/2021 183D 18.02.2022	18-Feb-2022	50	0.000	MARC-1 IS (CG)
VK150252	STSSB IMTN Series 4/2015 06.06.2022	06-Jun-2022	10	5.100	AA- IS (CG)
VK150154	STSSB IMTN Series 3/2015 06.06.2022	06-Jun-2022	10	7.250	AA- IS (CG)
VK150145	STSSB IMTN Series 2/2015 06.06.2022	06-Jun-2022	30	7.250	AA- IS (CG)
VK150128	STSSB IMTN Series 1/2015 06.06.2022	06-Jun-2022	20	7.250	AA- IS (CG)
VJ160446	STSSB IMTN Series 6/2016 4.900% 06.06.2022	06-Jun-2022	100	4.900	AA- IS (CG)
VJ160445	STSSB IMTN Series 7/2016 4.900% 06.06.2022	06-Jun-2022	100	4.900	AA- IS (CG)
VJ160275	STSSB IMTN Series 5/2016 06.06.2022	06-Jun-2022	200	4.500	AA- IS (CG)
VI170238	STSSB IMTN Series9/2017 4.900% 06.06.2022	06-Jun-2022	150	4.900	AA- IS (CG)
VI170232	STSSB IMTN Series 8/2017 4.900% 06.06.2022	06-Jun-2022	50	4.900	AA- IS (CG)
201700040	STSSB RM10.0 Billion Sukuk Programme	16-Jul-2117	2,545		
VE210018	STSSB IMTN Tranche 14 Series 1 21.02.2022	21-Feb-2022	100	2.880	NR(LT)
VG190076	STSSB IMTN Tranche 7 Series 1 28.03.2022	28-Mar-2022	300	2.250	NR(LT)
VF200073	STSSB IMTN Tranche 10 Series 1 13.05.2022	13-May-2022	100	3.140	NR(LT)
VF200120	STSSB IMTN Tranche 9 Series 2 3.480% 04.07.2022	04-Jul-2022	160	3.480	NR(LT)
VF200119	STSSB IMTN Tranche 12 Series 1 3.480% 04.07.2022	04-Jul-2022	160	3.480	NR(LT)
VF210119	STSSB IMTN Tranche 3 Series 4 2.750% 05.07.2022	05-Jul-2022	125	2.750	NR(LT)
VF210354	STSSB IMTN Tranche 13 Series 2 23.03.2023	23-Mar-2023	200	2.890	NR(LT)
VF210375	STSSB IMTN Tranche 17 Series 1 2.750% 17.04.2023	17-Apr-2023	125	2.750	NR(LT)
VG200097	STSSB IMTN Tranche 11 Series 1 23.06.2023	23-Jun-2023	50	2.960	NR(LT)
VF210287	STSSB IMTN Tranche 15 Series 1 31.07.2023	31-Jul-2023	25	2.980	NR(LT)
VF210283	STSSB IMTN Tranche 16 Series 1 31.07.2023	31-Jul-2023	38	2.980	NR(LT)
VF210356	STSSB IMTN Tranche 15 Series 5 31.07.2023	31-Jul-2023	50	2.980	NR(LT)
VF210454	STSSB IMTN Tranche 16 Series 5 31.07.2023	31-Jul-2023	13	2.980	NR(LT)
VF210361	STSSB IMTN Tranche 10 Series 2 28.09.2023	28-Sep-2023	50	3.030	NR(LT)

FACILITY/BOND CODE	FACILITY/BOND NAME	MATURITY DATE	O/S AMT (MYR Mil)	CPN RATE (%)	RATING
VG200213	STSSB IMTN Tranche 11 Series 2 02.10.2023	02-Oct-2023	150	2.940	NR(LT)
VF210374	STSSB IMTN Tranche 17 Series 2 16.10.2023	16-Oct-2023	75	3.090	NR(LT)
VG200344	STSSB IMTN Tranche 11 Series 3 15.12.2023	15-Dec-2023	100	2.940	NR(LT)
VG210373	STSSB IMTN Tranche 17 Series 3 15.04.2024	15-Apr-2024	50	3.090	NR(LT)
VG210270	STSSB IMTN Tranche 8 Series 3 19.07.2024	19-Jul-2024	300	2.960	NR(LT)
VG210286	STSSB IMTN Tranche 15 Series 2 30.07.2024	30-Jul-2024	25	2.980	NR(LT)
VG210355	STSSB IMTN Tranche 15 Series 6 30.07.2024	30-Jul-2024	10	2.980	NR(LT)
VG210455	STSSB IMTN Tranche 15 Series 9 30.07.2024	30-Jul-2024	40	2.980	NR(LT)
VG210453	STSSB IMTN Tranche 16 Series 6 30.07.2024	30-Jul-2024	13	2.980	NR(LT)
VG210282	STSSB IMTN Tranche 16 Series 2 30.07.2024	30-Jul-2024	38	2.980	NR(LT)
VH210385	STSSB IMTN Tranche 15 Series 7 30.07.2025	30-Jul-2025	50	2.980	NR(LT)
VH210452	STSSB IMTN Tranche 16 Series 7 30.07.2025	30-Jul-2025	13	2.980	NR(LT)
VH210281	STSSB IMTN Tranche 16 Series 3 30.07.2025	30-Jul-2025	38	2.980	NR(LT)
VH210285	STSSB IMTN Tranche 15 Series 3 30.07.2025	30-Jul-2025	25	2.980	NR(LT)
VI210280	STSSB IMTN Tranche 16 Series 4 30.07.2026	30-Jul-2026	38	2.980	NR(LT)
VI210284	STSSB IMTN Tranche 15 Series 4 30.07.2026	30-Jul-2026	25	2.980	NR(LT)
VI210384	STSSB IMTN Tranche 15 Series 8 30.07.2026	30-Jul-2026	50	2.980	NR(LT)
VI210451	STSSB IMTN Tranche 16 Series 8 30.07.2026	30-Jul-2026	13	2.980	NR(LT)
201900016	STSSB RM10.0 BILLION SUKUK PROGRAMME	20-Mar-2026	1,611		
SB210200	STSSB ICP Series 253/2021 33D 03.01.2022	03-Jan-2022	25	0.000	MARC-1 IS (CG)
SA210203	STSSB ICP Series 254/2021 31D 03.01.2022	03-Jan-2022	25	0.000	MARC-1 IS (CG)
SC210172	STSSB ICP Series 243/2021 92D 05.01.2022	05-Jan-2022	150	0.000	MARC-1 IS (CG)
SC210175	STSSB ICP Series 244/2021 94D 10.01.2022	07-Jan-2022	90	0.000	MARC-1 IS (CG)
SA210209	STSSB ICP Series 256/2021 31D 13.01.2022	13-Jan-2022	50	0.000	MARC-1 IS (CG)
VF200146	STSSB IMTN Series 1 3.250% 17.01.2022	17-Jan-2022	220	3.250	AA- IS (CG)
SA210212	STSSB ICP Series 258/2021 31D 20.01.2022	20-Jan-2022	125	0.000	MARC-1 IS (CG)
SC210182	STSSB ICP Series 247/2021 90D 26.01.2022	26-Jan-2022	70	0.000	MARC-1 IS (CG)
SC210199	STSSB ICP Series 251/2021 92D 23.02.2022	23-Feb-2022	36	0.000	MARC-1 IS (CG)
SC210201	STSSB ICP Series 252/2021 90D 01.03.2022	01-Mar-2022	20	0.000	MARC-1 IS (CG)
SC210205	STSSB ICP Series 255/2021 90D 10.03.2022	10-Mar-2022	30	0.000	MARC-1 IS (CG)
SC210211	STSSB ICP Series 257/2021 90D 17.03.2022	17-Mar-2022	125	0.000	MARC-1 IS (CG)

FACILITY/BOND CODE	FACILITY/BOND NAME	MATURITY DATE	O/S AMT (MYR Mil)	CPN RATE (%)	RATING
SC210215	STSSB ICP Series 259/2021 90D 24.03.2022	24-Mar-2022	75	0.000	MARC-1 IS (CG)
VG200145	STSSB IMTN Series 2 3.450% 17.07.2023	17-Jul-2023	245	3.450	AA- IS (CG)
VG200144	STSSB IMTN Series 3 3.450% 17.07.2023	17-Jul-2023	35	3.450	AA- IS (CG)
VG210345	STSSB IMTN Series 4 3.550% 10.09.2024	10-Sep-2024	100	3.550	AA- IS (CG)
VG210360	STSSB IMTN Series 5 3.550% 30.09.2024	30-Sep-2024	100	3.550	AA- IS (CG)

REGISTRATION CODE	200701009398 (767400H)				
ISSUER NAME	<b>Sunway Velocity Mall Sdn Berhad</b>				
INDUSTRY	PROPERTY AND REAL ESTATE				
PROFILE	Sunway Velocity Mall Sdn Berhad was incorporated in 2007 and was formerly known as Glitter Performance Sdn Bhd. It is principally involved in the development and management of Sunway Velocity Mall, a lifestyle shopping mall located 3.8km from the Kuala Lumpur City Centre. The company is 41%-owned by Fawanis Sdn Bhd and 59%-owned by Sunway Berhad, a large-scale property and construction player listed on the Main Market of Bursa Malaysia, through its wholly-owned subsidiary Sunway City Sdn Bhd.				
FACILITY/BOND CODE	FACILITY/BOND NAME	MATURITY DATE	O/S AMT (MYR Mil)	CPN RATE (%)	RATING
201300084	SUNWAYVELO RM1.0 BIL MTN PROG	29-Sep-2028	710		
UF200092	SUNWAYVELO MTN Series 3 Tranche 2 731D 11.4.2022	11-Apr-2022	80	3.040	NR(LT)
UG200091	SUNWAYVELO MTN Series 4 Tranche 2 1095D 10.4.2023	10-Apr-2023	150	3.040	NR(LT)
UN170044	SUNWAYVELO MTN Series 1 Tranche 2 3653D 29.3.2027	29-Mar-2027	480	3.040	NR(LT)

REGISTRATION CODE	199001017281 (208950T)				
ISSUER NAME	<b>Suria KLCC Sdn Berhad</b>				
INDUSTRY	PROPERTY AND REAL ESTATE				
PROFILE	Suria KLCC Sdn Bhd ("Suria KLCC") owns and manages the 6-storey Suria KLCC Shopping Mall located at the heart of the Kuala Lumpur City Centre ("KLCC"). The mall houses a wide range of international brand retailers, as well as tourist attractions namely the Petrosains Science Discovery Centre and the PETRONAS Art Gallery. Suria KLCC is 60%-owned by KLCC Property Holdings Bhd and 40%-owned by CB Richard Ellis Group Inc., a global real estate investment management company. Suria KLCC also manages Alamanda Shopping Centre at Putrajaya and Mesra Mall in Terengganu.				
FACILITY/BOND CODE	FACILITY/BOND NAME	MATURITY DATE	O/S AMT (MYR Mil)	CPN RATE (%)	RATING
201400068	SURIA KLCC RM600 MILLION IMTN PROGRAMME	30-Dec-2044	600		
VN140424	SURIA KLCC IMTN 4.730% 31.12.2024 - Issue No. 1	31-Dec-2024	600	4.730	AAA

REGISTRATION CODE	200001030627 (533234V)				
ISSUER NAME	<b>Swift Haulage Berhad (fka Swift Haulage Sdn Berhad)</b>				
INDUSTRY	TRANSPORTATION				
PROFILE	Swift Haulage Bhd (“SHB”) was incorporated on 29 November 2000. SHB is a fully integrated logistics service provider that provides a wide range of logistics services which include container haulage, forwarding, freighting (Sea & Air), project logistics, warehouse & distribution, specialised transportation, cross border, consolidation of Less Container Load cargo to East Malaysia, container depot services, sale of commercial vehicles, commercial vehicles repair & maintenance, and general insurance throughout Malaysia				
FACILITY/BOND CODE	FACILITY/BOND NAME	MATURITY DATE	O/S AMT (MYR Mil)	CPN RATE (%)	RATING
202000046	Unrated Islamic Medium Term Notes (Sukuk Murabahah) Programme of up to RM500.0 million in nominal value (Sukuk Murabahah Programme)	02-Nov-2040	354		
VK200280	SHSB IMTN 2556D 04.11.2027	04-Nov-2027	294	3.640	NR(LT)
VK210317	SHSB IMTN 2556D 11.08.2028	11-Aug-2028	60	3.630	NR(LT)

REGISTRATION CODE	201901042855 (1352185X)				
ISSUER NAME	<b>Swirl Assets Berhad</b>				
INDUSTRY	ASSET-BACKED SECURITIES				
PROFILE	Swirl Assets Berhad (“SAB”) is a special-purpose vehicle established in 2019 to undertake the securitisation of the balance of receivables due under the Share Purchase Agreement (“SPA”) between Syarikat Pengeluar Air Selangor Holdings Berhad (“SPLASH Holdings”) and Air Selangor. The SPA involved the purchase of the entire stake of SPLASH Holdings in Syarikat Pengeluar Air Sungai Selangor Sdn Bhd (“SPLASH”) by Air Selangor.				
FACILITY/BOND CODE	FACILITY/BOND NAME	MATURITY DATE	O/S AMT (MYR Mil)	CPN RATE (%)	RATING
202000034	SWIRL ASSETS - MEDIUM TERM NOTES PROGRAMME (SENIOR NOTES)	18-Sep-2028	525		
UF200187	SWIRL ABSMTN 727D 15.9.2022 (SN Tranche 2)	15-Sep-2022	75	3.300	AAA
UG200188	SWIRL ABSMTN 1095D 18.9.2023 (SN Tranche 3)	18-Sep-2023	75	3.400	AAA
UH200189	SWIRL ABSMTN 1461D 18.9.2024 (SN Tranche 4)	18-Sep-2024	75	3.500	AAA
UI200191	SWIRL ABSMTN 1826D 18.9.2025 (SN Tranche 5)	18-Sep-2025	75	3.600	AAA
UJ200192	SWIRL ABSMTN 2191D 18.9.2026 (SN Tranche 6)	18-Sep-2026	75	3.700	AAA
UK200193	SWIRL ABSMTN 2555D 17.9.2027 (SN Tranche 7)	17-Sep-2027	75	3.800	AAA
UL200194	SWIRL ABSMTN 2922D 18.9.2028 (SN Tranche 8)	18-Sep-2028	75	3.900	AAA
202000035	SWIRL ASSETS - MEDIUM TERM NOTES PROGRAMME (JUNIOR NOTES)	18-Sep-2028	29		
UL200195	SWIRL ABSMTN 2922D 18.9.2028 (Junior Notes)	18-Sep-2028	29	9.000	NR(LT)

REGISTRATION CODE	200801019630 (820940T)				
ISSUER NAME	<b>Tadamun Services Berhad</b>				
INDUSTRY	FINANCIAL SERVICES				
PROFILE	Tadamun Services Berhad ("Tadamun") is a special purpose vehicle and funding conduit of the Islamic Development Bank ("IDB") for the purpose of issuing sukuk in Ringgit Malaysia which is then used for general corporate purposes relating to IDB's business activities. IDB is an international development financing institution located in Jeddah, Saudi Arabia. It was founded in 1973 by the Finance Ministers pursuant to the Declaration of Intent issued at the first Organisation of the Islamic Conference (now called the Organisation of Islamic Cooperation). IDB was established to foster the economic development and social progress of member countries and Muslim communities individually as well as jointly in accordance with the principles of Shariah.				
FACILITY/BOND CODE	FACILITY/BOND NAME	MATURITY DATE	O/S AMT (MYR Mil)	CPN RATE (%)	RATING
201600033	TADAMUN UP TO RM400.0 MILLION SUKUK WAKALAH	28-Jun-2024	350		
VL160217	TADAMUN IMTN 4.360% 28.06.2024	28-Jun-2024	350	4.360	AAA IS

REGISTRATION CODE	201501023659 (1148988K)				
ISSUER NAME	<b>Tadau Energy Sdn Berhad</b>				
INDUSTRY	INFRASTRUCTURES AND UTILITIES				
PROFILE	Tadau Energy Sdn Berhad ("Tadau") was incorporated on 18 June 2015. Tadau has two 21-year Power Purchase Agreements with Sabah Electricity Sdn Bhd to design, construct, own, operate and maintain solar photovoltaic plants with a total capacity of 50-megawatt alternating current, in Kudat, Sabah.				
FACILITY/BOND CODE	FACILITY/BOND NAME	MATURITY DATE	O/S AMT (MYR Mil)	CPN RATE (%)	RATING
201700045	TADAU ENERGY RM250M SRI SUKUK PROGRAMME	27-Jul-2033	212		
VI170220	TADAU SRI SUKUK 5.10% 27.07.2022 (Tranche 4)	27-Jul-2022	18	5.100	AA3
VJ170219	TADAU SRI SUKUK 5.20% 27.07.2023 (Tranche 5)	27-Jul-2023	19	5.200	AA3
VK170218	TADAU SRI SUKUK 5.30% 29.07.2024 (Tranche 6)	29-Jul-2024	20	5.300	AA3
VL170217	TADAU SRI SUKUK 5.40% 28.07.2025 (Tranche 7)	28-Jul-2025	20	5.400	AA3
VM170216	TADAU SRI SUKUK 5.50% 27.07.2026 (Tranche 8)	27-Jul-2026	20	5.500	AA3
VN170215	TADAU SRI SUKUK 5.60% 27.07.2027 (Tranche 9)	27-Jul-2027	20	5.600	AA3
VO170214	TADAU SRI SUKUK 5.70% 27.07.2028 (Tranche 10)	27-Jul-2028	20	5.700	AA3
VP170213	TADAU SRI SUKUK 5.80% 27.07.2029 (Tranche 11)	27-Jul-2029	20	5.800	AA3
VQ170212	TADAU SRI SUKUK 5.90% 29.07.2030 (Tranche 12)	29-Jul-2030	15	5.900	AA3
VR170211	TADAU SRI SUKUK 6.00% 28.07.2031 (Tranche 13)	28-Jul-2031	15	6.000	AA3
VS170210	TADAU SRI SUKUK 6.10% 27.07.2032 (Tranche 14)	27-Jul-2032	15	6.100	AA3
VT170209	TADAU SRI SUKUK 6.20% 27.07.2033 (Tranche 15)	27-Jul-2033	10	6.200	AA3

REGISTRATION CODE	192001000012 (001120H)				
ISSUER NAME	<b>Talam Transform Berhad</b>				
INDUSTRY	PROPERTY AND REAL ESTATE				
PROFILE	Talam Transform Berhad ("Talam") was incorporated on 15 March 1920 and is listed on the Main Market of Bursa Malaysia. The core businesses of Talam are property development and investment and projects undertaken by Talam include Taman Puncak Jalil, Saujana Putra, Kinrara 3 and Ukay Perdana. Due to substantial losses suffered during the Asian Financial Crisis and a subsequent default on its debt obligations, Talam was placed in the Practice Note 17 ("PN17") category on 1 September 2006. The status was subsequently lifted on 10 June 2010 after it undertook a debt restructuring exercise.				
FACILITY/BOND CODE	FACILITY/BOND NAME	MATURITY DATE	O/S AMT (MYR Mil)	CPN RATE (%)	RATING
200900038	TALAM CORP BAIDS RM134.2 MIL	28-Jun-2022	40		
DN090147	TALAM CORP 0% 28.06.2019	28-Jun-2022	40	6.000	C IS

REGISTRATION CODE	195801000190 (003326K)				
ISSUER NAME	<b>Tanco Holdings Berhad</b>				
INDUSTRY	PROPERTY AND REAL ESTATE				
PROFILE	Tanco Holdings Berhad ("Tanco") was incorporated in Malaysia on 8 December 1958 as a public limited company known as Jeram Kuantan (Malaya) Ltd. It changed its name to Jeram Kuantan (Malaya) Berhad on 15 April 1966. In January 1997, Tanco completed the acquisition of Tanco Properties Sdn. Bhd. (the developer of Bandar Country Homes in Rawang) and Tanco Development Sdn. Bhd and subsequently assumed its present name on 21 June 1997. Tanco is an investment holding company which operates in the property development, construction and resort management segments. Tanco's properties and resorts include Splash Park Serviced Suites & Water Theme Park, Bandar Country Homes, Palm Springs Resort City, Duta Vista Executive Suites, Duta Villas Golf Resort, Duta Hacienda Riviera Resort and Duta Sands Beach Resort.				
FACILITY/BOND CODE	FACILITY/BOND NAME	MATURITY DATE	O/S AMT (MYR Mil)	CPN RATE (%)	RATING
201600049	TANCO RM100.0 MILLION REDEEMABLE CONVERTIBLE CP/MTN	29-Sep-2023	1		
RE180261	TANCO CP-CPN ST29-30/T1/2018 334D 30.09.2019	29-Sep-2023	1	2.000	NR(ST)

REGISTRATION CODE	199901006682 (481582X)				
ISSUER NAME	<b>Tanjung Bin Energy Sdn Berhad</b>				
INDUSTRY	INFRASTRUCTURES AND UTILITIES				
PROFILE	Tanjung Bin Energy Sdn Berhad ("TBE") was incorporated on 21 April 1999 and is a wholly-owned subsidiary of Malakoff Corporation Berhad. TBE is principally involved in the design, engineering, procurement, construction, installation and commissioning, testing, operation and maintenance of a 1,000-megawatt coal-fired electricity generating facility.				
FACILITY/BOND CODE	FACILITY/BOND NAME	MATURITY DATE	O/S AMT (MYR Mil)	CPN RATE (%)	RATING
201700011	TBE RM800.0 MILLION PERPETUAL SUKUK WAKALAH	15-Mar-2117	800		
PX170002	TBE 5.900% 13.03.2037	13-Mar-2037	800	5.900	NR(LT)
202100017	TBE RM4.5 BILLION SUKUK MURABAHAH PROGRAMME	29-Mar-2041	2,935		
VE210090	TBE IMTN 5.180% 16.03.2022 (Tranche 2)	16-Mar-2022	20	5.180	AA3
VF210101	TBE IMTN 5.250% 15.09.2022 (Tranche 3)	15-Sep-2022	25	5.250	AA3
VF210100	TBE IMTN 5.300% 16.03.2023 (Tranche 4)	16-Mar-2023	30	5.300	AA3
VG210099	TBE IMTN 5.350% 15.09.2023 (Tranche 5)	15-Sep-2023	35	5.350	AA3
VG210098	TBE IMTN 5.400% 15.03.2024 (Tranche 6)	15-Mar-2024	60	5.400	AA3
VH210097	TBE IMTN 5.450% 13.09.2024 (Tranche 7)	13-Sep-2024	65	5.450	AA3
VH210096	TBE IMTN 5.500% 14.03.2025 (Tranche 8)	14-Mar-2025	65	5.500	AA3
VI210095	TBE IMTN 5.550% 15.09.2025 (Tranche 9)	15-Sep-2025	70	5.550	AA3
VI210094	TBE IMTN 5.600% 16.03.2026 (Tranche 10)	16-Mar-2026	75	5.600	AA3
VJ210093	TBE IMTN 5.650% 15.09.2026 (Tranche 11)	15-Sep-2026	75	5.650	AA3
VJ210092	TBE IMTN 5.700% 16.03.2027 (Tranche 12)	16-Mar-2027	155	5.700	AA3
VK210089	TBE IMTN 5.750% 15.09.2027 (Tranche 13)	15-Sep-2027	165	5.750	AA3
VK210088	TBE IMTN 5.800% 16.03.2028 (Tranche 14)	16-Mar-2028	165	5.800	AA3
VL210087	TBE IMTN 5.850% 15.09.2028 (Tranche 15)	15-Sep-2028	180	5.850	AA3
VL210086	TBE IMTN 5.900% 16.03.2029 (Tranche 16)	16-Mar-2029	185	5.900	AA3
VM210085	TBE IMTN 5.950% 14.09.2029 (Tranche 17)	14-Sep-2029	165	5.950	AA3
VM210084	TBE IMTN 6.000% 15.03.2030 (Tranche 18)	15-Mar-2030	165	6.000	AA3
VN210083	TBE IMTN 6.050% 13.09.2030 (Tranche 19)	13-Sep-2030	185	6.050	AA3
VN210082	TBE IMTN 6.100% 14.03.2031 (Tranche 20)	14-Mar-2031	190	6.100	AA3
VO210081	TBE IMTN 6.150% 15.09.2031 (Tranche 21)	15-Sep-2031	210	6.150	AA3
VO210080	TBE IMTN 6.200% 16.03.2032 (Tranche 22)	16-Mar-2032	650	6.200	AA3



REGISTRATION CODE	201201025607 (1010097P)				
ISSUER NAME	<b>Tanjung Bin O&amp;M Berhad</b>				
INDUSTRY	INFRASTRUCTURES AND UTILITIES				
PROFILE	Formerly known as Sterling Asia Berhad, Tanjung Bin O&M Berhad ("Tanjung O&M") is a wholly-owned subsidiary of Malakoff Power Berhad ("MPower"). Tanjung O&M was incorporated on 16 July 2012 to acquire HICOM Power Sdn Bhd's ("HICOM Power") operation and maintenance ("O&M") business. HICOM Power had an O&M agreement with Tanjung Bin Power Sdn Berhad ("TBP") and a subcontract O&M agreement with MPower to provide operation and maintenance services for TBP's 2,100MW coal-fired power plant in Tanjung Bin, Johor (TBP's power plant"). Subsequent to the acquisition of HICOM Power's business, Tanjung O&M will assume the responsibility for servicing TBP's power plant.				
FACILITY/BOND CODE	FACILITY/BOND NAME	MATURITY DATE	O/S AMT (MYR Mil)	CPN RATE (%)	RATING
201300048	TANJUNG O&M 16 YEARS RM470.0 MILLION SUKUK WAKALAH	29-Jun-2029	235		
VM130189	TANJUNG O&M IMTN 4.900% 01.07.2022	01-Jul-2022	55	4.900	AA- IS
VN130188	TANJUNG O&M IMTN 5.000% 30.06.2023	30-Jun-2023	15	5.000	AA- IS
VQ130187	TANJUNG O&M IMTN 5.270% 01.07.2026	01-Jul-2026	60	5.270	AA- IS
VR130186	TANJUNG O&M IMTN 5.370% 01.07.2027	01-Jul-2027	55	5.370	AA- IS
VS130185	TANJUNG O&M IMTN 5.500% 30.06.2028	30-Jun-2028	35	5.500	AA- IS
VT130184	TANJUNG O&M IMTN 5.600% 29.06.2029	29-Jun-2029	15	5.600	AA- IS

REGISTRATION CODE	199801002890 (459016X)				
ISSUER NAME	<b>Tanjung Bin Power Sdn Berhad</b>				
INDUSTRY	INFRASTRUCTURES AND UTILITIES				
PROFILE	Incorporated on 11 March 1998, Tanjung Bin Power Sdn Bhd ("TBP") is involved in the generation of electricity. As an independent power producer, TBP was awarded the right to own and operate a 2,100-megawatt coal-fired power plant in Tanjung Bin, Johor for a period of 25 years, under the Power Purchase Agreement ("PPA") inked between Tenaga Nasional Berhad and TBP. The PPA, which will expire on 27 September 2031, had commenced on 28 September 2006, the commercial operations date of the first unit. Malakoff Corporation Berhad, a 51%-held subsidiary of MMC Corporation Berhad, holds a majority stake in TBP.				
FACILITY/BOND CODE	FACILITY/BOND NAME	MATURITY DATE	O/S AMT (MYR Mil)	CPN RATE (%)	RATING
201200060	TANJUNG BP RM4.5 BILLION SUKUK IJARAH	16-Aug-2029	2,700		
VN120322	TANJUNG BP IMTN 4.840% 16.08.2022	16-Aug-2022	300	4.840	AA2
VO120323	TANJUNG BP IMTN 4.900% 16.08.2023	16-Aug-2023	320	4.900	AA2
VP120324	TANJUNG BP IMTN 5.010% 16.08.2024	16-Aug-2024	340	5.010	AA2
VQ120325	TANJUNG BP IMTN 5.120% 15.08.2025	15-Aug-2025	360	5.120	AA2
VR120328	TANJUNG BP IMTN 5.230% 14.08.2026	14-Aug-2026	360	5.230	AA2
VS120327	TANJUNG BP IMTN 5.280% 16.08.2027	16-Aug-2027	360	5.280	AA2
VT120326	TANJUNG BP IMTN 5.340% 16.08.2028	16-Aug-2028	360	5.340	AA2
VU120320	TANJUNG BP IMTN 5.450% 16.08.2029	16-Aug-2029	300	5.450	AA2



REGISTRATION CODE	198901012747 (190056P)				
ISSUER NAME	<b>Tanjung Pinang Development Sdn Berhad</b>				
INDUSTRY	PROPERTY AND REAL ESTATE				
PROFILE	Tanjung Pinang Development Sdn Berhad ("TPDSB") was incorporated on 27 November 1989. It holds the concession rights to both phases ("STP1 & STP2") of the Seri Tanjung Pinang ("STP") reclamation project located in Penang, Malaysia. TPDSB is mainly owned by Eastern & Oriental Berhad ("E&O"), an investment holding company listed on the Main Market of Bursa Malaysia. The subsidiaries of E&O operate in the properties, hospitality and investment segments, which include the following, amongst others: investment holdings, hotel ownership, operations and management, housing and property development, property investment, café and restaurant operations, food catering services, land reclamation and development, general contracting and food and beverage.				
FACILITY/BOND CODE	FACILITY/BOND NAME	MATURITY DATE	O/S AMT (MYR Mil)	CPN RATE (%)	RATING
202000014	TPDSB SUKUK MURABAHAH RM1.5BILLION	13-Mar-2045	793		
VH200055	TPDSB IMTN 0% 13.03.2024	13-Mar-2024	33	4.050	NR(LT)
VH200054	TPDSB IMTN 0% 13.03.2024	13-Mar-2024	65	4.000	NR(LT)
VH200056	TPDSB IMTN 0% 13.03.2024	13-Mar-2024	33	4.133	NR(LT)
VI200051	TPDSB IMTN 0% 13.09.2024	13-Sep-2024	65	4.000	NR(LT)
VI200053	TPDSB IMTN 0% 13.09.2024	13-Sep-2024	33	4.133	NR(LT)
VI200052	TPDSB IMTN 0% 13.09.2024	13-Sep-2024	33	4.050	NR(LT)
VI200112	TPDSB IMTN 0% 13.03.2025	13-Mar-2025	50	4.000	NR(LT)
VI200113	TPDSB IMTN 0% 13.03.2025	13-Mar-2025	25	4.050	NR(LT)
VI200050	TPDSB IMTN 0% 13.03.2025	13-Mar-2025	7	4.133	NR(LT)
VI200114	TPDSB IMTN 0% 13.03.2025	13-Mar-2025	25	4.133	NR(LT)
VI200048	TPDSB IMTN 0% 13.03.2025	13-Mar-2025	15	4.000	NR(LT)
VI200049	TPDSB IMTN 0% 13.03.2025	13-Mar-2025	7	4.050	NR(LT)
VI210007	TPDSB IMTN 12.09.2025 (Series 4L)	12-Sep-2025	10	4.000	NR(LT)
VI210008	TPDSB IMTN 12.09.2025 (Series 4K)	12-Sep-2025	5	4.050	NR(LT)
VI210009	TPDSB IMTN 12.09.2025 (Series 4J)	12-Sep-2025	5	4.133	NR(LT)
VI210120	TPDSB IMTN 12.09.2025 (Series 4M)	12-Sep-2025	8	4.133	NR(LT)
VI210123	TPDSB IMTN 12.09.2025 (Series 4O)	12-Sep-2025	15	4.000	NR(LT)
VI210124	TPDSB IMTN 12.09.2025 (Series 4N)	12-Sep-2025	8	4.050	NR(LT)
VJ200109	TPDSB IMTN 0% 12.09.2025	12-Sep-2025	45	4.000	NR(LT)
VJ200110	TPDSB IMTN 0% 12.09.2025	12-Sep-2025	22	4.050	NR(LT)
VJ200111	TPDSB IMTN 0% 12.09.2025	12-Sep-2025	22	4.133	NR(LT)
VI200293	TPDSB IMTN 12.09.2025 (Series 4F)	12-Sep-2025	10	4.000	NR(LT)
VI200294	TPDSB IMTN 12.09.2025 (Series 4E)	12-Sep-2025	5	4.050	NR(LT)
VI200295	TPDSB IMTN 12.09.2025 (Series 4D)	12-Sep-2025	5	4.133	NR(LT)
VI200347	TPDSB IMTN 12.09.2025 (Series 4I)	12-Sep-2025	18	4.000	NR(LT)
VI200348	TPDSB IMTN 12.09.2025 (Series 4H)	12-Sep-2025	9	4.050	NR(LT)
VI200349	TPDSB IMTN 12.09.2025 (Series 4G)	12-Sep-2025	9	4.133	NR(LT)
VI210170	TPDSB IMTN 13.03.2026 (Series 5E)	13-Mar-2026	29	4.050	NR(LT)
VI210171	TPDSB IMTN 13.03.2026 (Series 5D)	13-Mar-2026	29	4.133	NR(LT)

FACILITY/BOND CODE	FACILITY/BOND NAME	MATURITY DATE	O/S AMT (MYR Mil)	CPN RATE (%)	RATING
VI210472	TPDSB IMTN 13.03.2026 (Series 5I)	13-Mar-2026	5	4.040	NR(LT)
VI210473	TPDSB IMTN 13.03.2026 (Series 5H)	13-Mar-2026	3	4.130	NR(LT)
VI210474	TPDSB IMTN 13.03.2026 (Series 5G)	13-Mar-2026	3	4.174	NR(LT)
VI210121	TPDSB IMTN 13.03.2026 (Series 5A)	13-Mar-2026	17	4.133	NR(LT)
VI210122	TPDSB IMTN 13.03.2026 (Series 5B)	13-Mar-2026	17	4.050	NR(LT)
VI210125	TPDSB IMTN 13.03.2026 (Series 5C)	13-Mar-2026	34	4.000	NR(LT)
VI210169	TPDSB IMTN 13.03.2026 (Series 5F)	13-Mar-2026	58	4.000	NR(LT)
VI210470	TPDSB IMTN 11.09.2026 (Series 6B)	11-Sep-2026	3	4.130	NR(LT)
VI210469	TPDSB IMTN 11.09.2026 (Series 6C)	11-Sep-2026	6	4.040	NR(LT)
VI210471	TPDSB IMTN 11.09.2026 (Series 6A)	11-Sep-2026	3	4.174	NR(LT)

<b>REGISTRATION CODE</b>	200601012477 (732227T)				
<b>ISSUER NAME</b>	<b>Techna-X Berhad (fka Sino Hua-An International Berhad)</b>				
<b>INDUSTRY</b>	INDUSTRIAL PRODUCTS				
<b>PROFILE</b>	Techna-X Berhad ("Techna") was incorporated on 03 May 2006 and was listed on the Main Market of Bursa Malaysia on 26 March 2007. Previously known as Sino Hua-An International Bhd, the name change was approved in November 2020 to better reflect the company's focus into the technology frontier driven by the energy storage sector.				
FACILITY/BOND CODE	FACILITY/BOND NAME	MATURITY DATE	O/S AMT (MYR Mil)	CPN RATE (%)	RATING
201900064	SHIB RM150.0 MILLION CP/MTN PROGRAMME	11-Nov-2022	1		
UF210236	TECHNA MTN ST16/T2/2021 505D 11.11.2022	11-Nov-2022	1	1.000	NR(LT)

<b>REGISTRATION CODE</b>	199601021436 (393788H)				
<b>ISSUER NAME</b>	<b>Teknologi Tenaga Perlis Consortium Sdn Berhad</b>				
<b>INDUSTRY</b>	INFRASTRUCTURES AND UTILITIES				
<b>PROFILE</b>	Teknologi Tenaga Perlis Consortium Sdn Bhd ("TTPC") was incorporated on 11 July 1996 to construct, operate and maintain a 650-megawatt ("MW") combined-cycle power plant in Kuala Sungai Baru, Perlis. Under the Power Purchase Agreement signed between TTPC and Tenaga Nasional Berhad ("TNB") on 26 May 1998, TTPC has to sell up to 650-MW of generating capacity and electrical energy to TNB for a period of 21 years, commencing from the Commercial Operations Date, i.e. 31 March 2003. A majority of TTPC's shares are held by Jati Cakerawala Sdn Bhd while TNB holds the remaining stake in TTPC.				
FACILITY/BOND CODE	FACILITY/BOND NAME	MATURITY DATE	O/S AMT (MYR Mil)	CPN RATE (%)	RATING
201300013	TTPC RM835.0M SUKUK MURABAHAH	31-Jul-2023	170		
VM130029	TTPC IMTN 4.670% 31.01.2022 - Series 17	31-Jan-2022	55	4.670	AA1
VN130030	TTPC IMTN 4.710% 29.07.2022 - Series 18	29-Jul-2022	55	4.710	AA1
VN130031	TTPC IMTN 4.750% 31.01.2023 - Series 19	31-Jan-2023	5	4.750	AA1
VO130032	TTPC IMTN 4.790% 31.07.2023 - Series 20	31-Jul-2023	55	4.790	AA1

REGISTRATION CODE	198401016183 (128740P)				
ISSUER NAME	<b>Telekom Malaysia Berhad</b>				
INDUSTRY	INFRASTRUCTURES AND UTILITIES				
PROFILE	Telekom Malaysia Berhad ("TM") is Malaysia's national telecommunications company, which has been listed on the Main Board of Bursa Malaysia since 1990. TM provides a comprehensive range of communication services in fixed line, data and broadband. The major shareholders of TM are Khazanah Nasional Berhad, Amanah Raya Nominees (Tempatan) Sdn Bhd - Skim Amanah Saham Bumiputera and the Employees Provident Fund Board.				
FACILITY/BOND CODE	FACILITY/BOND NAME	MATURITY DATE	O/S AMT (MYR Mil)	CPN RATE (%)	RATING
201300106	TELEKOM RM3.0 BILLION 20 YEARS IMTN & 7 YEARS ICP	16-Dec-2033	2,800		
VK150133	TELEKOM IMTN 4.230% 10.06.2022	10-Jun-2022	300	4.230	AAA
VI180248	TELEKOM IMTN 4.342% 25.08.2023	25-Aug-2023	250	4.342	AAA
VN140053	TELEKOM IMTN 4.820% 21.03.2024	21-Mar-2024	300	4.820	AAA
VN140167	TELEKOM IMTN 4.738% 27.06.2024	27-Jun-2024	300	4.738	AAA
VN140335	TELEKOM IMTN 4.550% 07.10.2024	07-Oct-2024	300	4.550	AAA
VN140416	TELEKOM IMTN 4.550% 20.12.2024	20-Dec-2024	300	4.550	AAA
VN150272	TELEKOM IMTN 4.88% 28.11.2025	28-Nov-2025	300	4.880	AAA
VN170241	TELEKOM IMTN 4.580% 03.09.2027	03-Sep-2027	500	4.580	AAA
VN180190	TELEKOM IMTN 4.730% 18.05.2028	18-May-2028	250	4.730	AAA
201800054	TELEKOM RM4.0B ICP/IMTN SUKUK WAKALAH PROGRAMMES	30-Oct-2048	800		
VN180302	TELEKOM IMTN 31.10.2028	31-Oct-2028	800	4.680	AAA

REGISTRATION CODE	201701028604 (1242773K)				
ISSUER NAME	<b>Telekosang Hydro One Sdn Berhad</b>				
INDUSTRY	INFRASTRUCTURES AND UTILITIES				
PROFILE	Telekosang Hydro One Sdn Berhad ("TH1") was incorporated on 11 August 2017 and is primarily involved in activities related to power plants and renewable energy. TH1 is wholly owned by Jentayu Capital Sdn Berhad, an investment holding company where its principal activities focus on hydro and renewable energy operation of mining industries.				
FACILITY/BOND CODE	FACILITY/BOND NAME	MATURITY DATE	O/S AMT (MYR Mil)	CPN RATE (%)	RATING
201900048	TELEKOSANG ASEAN GREEN JUNIOR BONDS UP TO RM120.0 MILLION	05-Aug-2039	120		
DW190007	TH1 0% 06.08.2038 (Junior Bonds-Series 1)	06-Aug-2038	60	0.000	A2
DX190008	TH1 0% 05.08.2039 (Junior Bonds-Series 2)	05-Aug-2039	60	0.000	A2
201900049	TELEKOSANG ASEAN GREEN SRI SUKUK UP TO RM470.0 MILLION (WAKALAH BI AL-ISTITHMAR)	06-Aug-2037	470		
VH190149	TH1 IMTN 4.800% 04.08.2023 (Series 1)	04-Aug-2023	10	4.800	AA3
VI190150	TH1 IMTN 4.850% 06.08.2024 (Series 2)	06-Aug-2024	20	4.850	AA3
VJ190151	TH1 IMTN 4.900% 06.08.2025 (Series 3)	06-Aug-2025	20	4.900	AA3
VK190152	TH1 IMTN 4.950% 06.08.2026 (Series 4)	06-Aug-2026	20	4.950	AA3
VL190153	TH1 IMTN 5.000% 06.08.2027 (Series 5)	06-Aug-2027	25	5.000	AA3
VM190154	TH1 IMTN 5.050% 04.08.2028 (Series 6)	04-Aug-2028	30	5.050	AA3
VN190155	TH1 IMTN 5.100% 06.08.2029 (Series 7)	06-Aug-2029	30	5.100	AA3
VO190156	TH1 IMTN 5.150% 06.08.2030 (Series 8)	06-Aug-2030	35	5.150	AA3
VP190157	TH1 IMTN 5.200% 06.08.2031 (Series 9)	06-Aug-2031	35	5.200	AA3
VQ190158	TH1 IMTN 5.300% 06.08.2032 (Series 10)	06-Aug-2032	35	5.300	AA3
VR190159	TH1 IMTN 5.400% 05.08.2033 (Series 11)	05-Aug-2033	40	5.400	AA3
VS190160	TH1 IMTN 5.500% 04.08.2034 (Series 12)	04-Aug-2034	40	5.500	AA3
VT190161	TH1 IMTN 5.600% 06.08.2035 (Series 13)	06-Aug-2035	40	5.600	AA3
VU190162	TH1 IMTN 5.700% 06.08.2036 (Series 14)	06-Aug-2036	45	5.700	AA3
VV190163	TH1 IMTN 5.800% 06.08.2037 (Series 15)	06-Aug-2037	45	5.800	AA3

REGISTRATION CODE	199001009294 (200866W)				
ISSUER NAME	<b>Tenaga Nasional Berhad</b>				
INDUSTRY	INFRASTRUCTURES AND UTILITIES				
PROFILE	Tenaga Nasional Berhad ("TNB") is a government-linked entity, which is listed on the Main Market of Bursa Malaysia since May 1992. TNB was established in 1990 and controls more than half the electricity capacity in Peninsula Malaysia and in Sabah through the acquisition of Sabah Electricity Sdn Bhd in September 1998. TNB's principal activities include the generation, transmission, distribution and sales of electricity. TNB has also ventured outside its home country and is making inroads into Pakistan and Saudi Arabia.				
FACILITY/BOND CODE	FACILITY/BOND NAME	MATURITY DATE	O/S AMT (MYR Mil)	CPN RATE (%)	RATING
201700046	TENAGA RM5.0B IMTN SUKUK WAKALAH	03-Aug-2067	5,000		
VS170227	TENAGA IMTN 03.08.2032	03-Aug-2032	500	4.950	AAA
VS180251	TENAGA IMTN 29.08.2033	29-Aug-2033	1,000	4.780	AAA
VX170228	TENAGA IMTN 03.08.2037	03-Aug-2037	1,500	5.180	AAA
VX180252	TENAGA IMTN 27.08.2038	27-Aug-2038	2,000	4.980	AAA
202000024	TNB RM10.0 BILLION IMTN SUKUK WAKALAH	12-Aug-2070	6,000		
VK210440	TENAGA IMTN 3.920% 24.11.2028	24-Nov-2028	300	3.920	AAA
VN200163	TENAGA IMTN 2.900% 12.08.2030	12-Aug-2030	750	2.900	AAA
VN210441	TENAGA IMTN 4.080% 25.11.2031	25-Nov-2031	300	4.080	AAA
VS200164	TENAGA IMTN 3.250% 10.08.2035	10-Aug-2035	750	3.250	AAA
VS210442	TENAGA IMTN 4.470% 25.11.2036	25-Nov-2036	1,200	4.470	AAA
VX200165	TENAGA IMTN 3.550% 10.08.2040	10-Aug-2040	1,500	3.550	AAA
VX210443	TENAGA IMTN 4.670% 25.11.2041	25-Nov-2041	1,200	4.670	AAA
202100003	TNB RM2.0 BILLION ICP SUKUK WAKALAH	10-Feb-2028	550		
SE210019	TENAGA ICP 365D 10.02.2022	10-Feb-2022	250	0.000	P1
SE210174	TENAGA ICP 365D 05.10.2022	05-Oct-2022	300	0.000	P1

REGISTRATION CODE	201901033302 (1342632K)				
ISSUER NAME	<b>TG Excellence Berhad</b>				
INDUSTRY	INDUSTRIAL PRODUCTS				
PROFILE	TG Excellence Berhad was incorporated on 18 September 2019 and is a special purpose vehicle set up to raise funds for Top Glove Corporation Berhad's ("Top Glove") group of companies. Top Glove is a listed entity on the Main Market of Bursa Malaysia and is principally involved in rubber glove manufacturing. Top Glove also specializes in face masks, condoms, dental dams and household products.				
FACILITY/BOND CODE	FACILITY/BOND NAME	MATURITY DATE	O/S AMT (MYR Mil)	CPN RATE (%)	RATING
202000008	TG EXCELLENCE RM3.0 BILLION PERPETUAL SUKUK PROGRAMME	27-Feb-2120	1,300		
PZ200004	TG EXCELLENCE SUKUK WAKALAH (TRANCHE 1)	27-Feb-2120	1,300	3.950	AA- IS (CG)

REGISTRATION CODE	197801004960 (419456K)				
ISSUER NAME	<b>THP Suria Mekar Sdn Berhad</b>				
INDUSTRY	PLANTATION AND AGRICULTURE				
PROFILE	THP Suria Mekar Sdn Berhad ("TSM") was incorporated on 6 February 1997 and is the funding vehicle for TH Plantations Berhad ("THP"). THP, an entity listed on the Main Market of Bursa Malaysia, is principally engaged in investment holding, cultivation of oil palm, processing of fresh fruit bunches ("FFB"), marketing of crude palm oil, palm kernel and FFB, and provision of management services.				
FACILITY/BOND CODE	FACILITY/BOND NAME	MATURITY DATE	O/S AMT (MYR Mii)	CPN RATE (%)	RATING
201500023	TSM RM1.2 BILLION SUKUK MURABAHAH PROGRAMME	26-May-2028	1,080		
VJ160025	TSM IMTN 5.710% 24.02.2022	24-Feb-2022	25	5.710	NR(LT)
VK150100	TSM IMTN 5.800% 25.02.2022	25-Feb-2022	75	5.800	NR(LT)
VE210267	TSM IMTN 4.500% 08.07.2022 (Series 28)	08-Jul-2022	300	4.500	NR(LT)
VL150099	TSM IMTN 5.930% 24.02.2023	24-Feb-2023	75	5.930	NR(LT)
VL150144	TSM IMTN 5.810% 28.06.2023	28-Jun-2023	30	5.810	NR(LT)
VM150143	TSM IMTN 5.920% 28.06.2024	28-Jun-2024	30	5.920	NR(LT)
VN150093	TSM IMTN 6.120% 29.11.2024	29-Nov-2024	50	6.120	NR(LT)
VN150097	TSM IMTN 5.930% 10.12.2024	10-Dec-2024	30	5.930	NR(LT)
VM160024	TSM IMTN 6.020% 24.02.2025	24-Feb-2025	10	6.020	NR(LT)
VN150098	TSM IMTN 6.160% 15.04.2025	15-Apr-2025	60	6.160	NR(LT)
VN150142	TSM IMTN 6.040% 26.06.2025	26-Jun-2025	30	6.040	NR(LT)
VO150096	TSM IMTN 6.030% 10.12.2025	10-Dec-2025	20	6.030	NR(LT)
VN160023	TSM IMTN 6.100% 24.02.2026	24-Feb-2026	25	6.100	NR(LT)
VP150094	TSM IMTN 6.150% 10.06.2026	10-Jun-2026	40	6.150	NR(LT)
VO150134	TSM IMTN 6.210% 11.06.2026	11-Jun-2026	50	6.210	NR(LT)
VP150095	TSM IMTN 6.140% 10.12.2026	10-Dec-2026	30	6.140	NR(LT)
VQ150084	TSM IMTN 6.650% 29.10.2027	29-Oct-2027	200	6.650	NR(LT)

REGISTRATION CODE	201201024624 (1009114M)				
ISSUER NAME	<b>Titijaya Land Berhad</b>				
INDUSTRY	PROPERTY AND REAL ESTATE				
PROFILE	Titijaya Land Berhad ("Titijaya") was established on 29 July 2012 and is a listed company on the Main Market of Bursa Malaysia since 2013. Titijaya is one of the leading property developers in Malaysia. Its development includes Riveria City at KL Sentral, H2O Residences in Ara Damansara, Park Residency in Cheras, and Taman Seri Residensi in Klang.				
FACILITY/BOND CODE	FACILITY/BOND NAME	MATURITY DATE	O/S AMT (MYR Mii)	CPN RATE (%)	RATING
201700078	TITIJAYA LAND RM150.0 MILLION ICP PROGRAMME	08-Nov-2024	60		
SC210192	TITIJAYA ICP Series 21 92D 17.02.2022	17-Feb-2022	60	0.000	MARC-2 IS

REGISTRATION CODE	201201040318 (1024796X)				
ISSUER NAME	<b>TNB Northern Energy Berhad</b>				
INDUSTRY	INFRASTRUCTURES AND UTILITIES				
PROFILE	Incorporated in November 2012, TNB Northern Energy Berhad ("TNB NE") is principally involved in the construction of a new power plant in Seberang Perai Tengah, Pulau Pinang via a turnkey contract awarded by its holding company, TNB Prai Sdn Bhd ("TNB Prai"). TNB Prai had, on 30 November 2012, inked a Power Purchase Agreement with Tenaga Nasional Berhad ("TNB") to design, construct, own, operate and maintain the new 1,071.43-MW combined-cycle gas turbine power plant located next to Malakoff Corporation Berhad's 350-MW Prai power plant for a period of 21 years. TNB Prai is a wholly-owned subsidiary of TNB.				
FACILITY/BOND CODE	FACILITY/BOND NAME	MATURITY DATE	O/S AMT (MYR Mil)	CPN RATE (%)	RATING
201300043	SUKUK TNB NE OF UP TO RM2.0 BILLION	29-May-2036	1,320		
PM130022	TNB NE 3.950% 30.05.2022	30-May-2022	30	3.950	AAA IS
PN130021	TNB NE 3.990% 29.11.2022	29-Nov-2022	35	3.990	AAA IS
PN130020	TNB NE 4.030% 29.05.2023	29-May-2023	35	4.030	AAA IS
PO130019	TNB NE 4.055% 29.11.2023	29-Nov-2023	35	4.055	AAA IS
PO130018	TNB NE 4.080% 29.05.2024	29-May-2024	35	4.080	AAA IS
PP130026	TNB NE 4.105% 29.11.2024	29-Nov-2024	35	4.105	AAA IS
PP130025	TNB NE 4.130% 29.05.2025	29-May-2025	35	4.130	AAA IS
PQ130024	TNB NE 4.155% 28.11.2025	28-Nov-2025	35	4.155	AAA IS
PQ130023	TNB NE 4.180% 29.05.2026	29-May-2026	35	4.180	AAA IS
PR130036	TNB NE 4.205% 30.11.2026	30-Nov-2026	45	4.205	AAA IS
PR130035	TNB NE 4.230% 31.05.2027	31-May-2027	40	4.230	AAA IS
PS130034	TNB NE 4.255% 29.11.2027	29-Nov-2027	45	4.255	AAA IS
PS130033	TNB NE 4.280% 29.05.2028	29-May-2028	45	4.280	AAA IS
PT130032	TNB NE 4.315% 29.11.2028	29-Nov-2028	50	4.315	AAA IS
PT130031	TNB NE 4.350% 29.05.2029	29-May-2029	50	4.350	AAA IS
PU130030	TNB NE 4.385% 29.11.2029	29-Nov-2029	50	4.385	AAA IS
PU130029	TNB NE 4.420% 29.05.2030	29-May-2030	50	4.420	AAA IS
PV130028	TNB NE 4.455% 29.11.2030	29-Nov-2030	50	4.455	AAA IS
PV130027	TNB NE 4.480% 29.05.2031	29-May-2031	50	4.480	AAA IS
PW130046	TNB NE 4.515% 28.11.2031	28-Nov-2031	55	4.515	AAA IS
PW130045	TNB NE 4.550% 31.05.2032	31-May-2032	50	4.550	AAA IS
PX130044	TNB NE 4.585% 29.11.2032	29-Nov-2032	55	4.585	AAA IS
PX130043	TNB NE 4.620% 30.05.2033	30-May-2033	55	4.620	AAA IS
PY130042	TNB NE 4.655% 29.11.2033	29-Nov-2033	55	4.655	AAA IS
PY130041	TNB NE 4.690% 29.05.2034	29-May-2034	50	4.690	AAA IS
PZ130040	TNB NE 4.725% 29.11.2034	29-Nov-2034	55	4.725	AAA IS
PZ130039	TNB NE 4.760% 29.05.2035	29-May-2035	50	4.760	AAA IS
PZ130038	TNB NE 4.795% 29.11.2035	29-Nov-2035	55	4.795	AAA IS
PZ130037	TNB NE 4.830% 29.05.2036	29-May-2036	55	4.830	AAA IS



REGISTRATION CODE	201301026703 (1056533H)				
ISSUER NAME	<b>TNB Western Energy Berhad</b>				
INDUSTRY	INFRASTRUCTURES AND UTILITIES				
PROFILE	TNB Western Energy Berhad is a wholly-owned funding vehicle of TNB Manjung Five Sdn Bhd, which was established to raise funds for the development of a new 1,000-megawatt ultra-supercritical coal-fired electricity generating power plant in the coastal area of Manjung, Perak. The project company, TNB Manjung Five Sdn Bhd, is wholly owned by Malaysia's largest electricity utility, Tenaga Nasional Berhad ("TNB"). Under the Power Purchase Agreement with TNB, TNB Manjung Five Sdn Bhd will sell electricity generated to TNB for a period of 25 year commencing from its commercial operation date.				
FACILITY/BOND CODE	FACILITY/BOND NAME	MATURITY DATE	O/S AMT (MYR Mil)	CPN RATE (%)	RATING
201400004	TNB WE RM4.0B SUKUK FACILITY	30-Jan-2034	3,655		
PO140001	TNB WE 5.060% 30.07.2024 - Tranche 1	30-Jul-2024	100	5.060	AAA IS
PO140002	TNB WE 5.100% 30.01.2025 - Tranche 2	30-Jan-2025	105	5.100	AAA IS
PP140003	TNB WE 5.140% 30.07.2025 - Tranche 3	30-Jul-2025	105	5.140	AAA IS
PP140004	TNB WE 5.180% 30.01.2026 - Tranche 4	30-Jan-2026	110	5.180	AAA IS
PQ140005	TNB WE 5.210% 30.07.2026 - Tranche 5	30-Jul-2026	110	5.210	AAA IS
PQ140006	TNB WE 5.230% 29.01.2027 - Tranche 6	29-Jan-2027	115	5.230	AAA IS
PR140007	TNB WE 5.260% 30.07.2027 - Tranche 7	30-Jul-2027	115	5.260	AAA IS
PR140008	TNB WE 5.290% 28.01.2028 - Tranche 8	28-Jan-2028	120	5.290	AAA IS
PS140009	TNB WE 5.320% 28.07.2028 - Tranche 9	28-Jul-2028	120	5.320	AAA IS
PS140010	TNB WE 5.350% 30.01.2029 - Tranche 10	30-Jan-2029	120	5.350	AAA IS
PT140011	TNB WE 5.370% 30.07.2029 - Tranche 11	30-Jul-2029	120	5.370	AAA IS
PT140012	TNB WE 5.440% 30.01.2030 - Tranche 12	30-Jan-2030	130	5.440	AAA IS
PU140013	TNB WE 5.460% 30.07.2030 - Tranche 13	30-Jul-2030	130	5.460	AAA IS
PU140014	TNB WE 5.480% 30.01.2031 - Tranche 14	30-Jan-2031	135	5.480	AAA IS
PV140015	TNB WE 5.500% 30.07.2031 - Tranche 15	30-Jul-2031	135	5.500	AAA IS
PV140016	TNB WE 5.520% 30.01.2032 - Tranche 16	30-Jan-2032	140	5.520	AAA IS
PW140017	TNB WE 5.540% 30.07.2032 - Tranche 17	30-Jul-2032	140	5.540	AAA IS
PW140018	TNB WE 5.760% 28.01.2033 - Tranche 18	28-Jan-2033	145	5.760	AAA IS
PX140019	TNB WE 5.780% 29.07.2033 - Tranche 19	29-Jul-2033	145	5.780	AAA IS
PX140020	TNB WE 5.800% 30.01.2034 - Tranche 20	30-Jan-2034	1,315	5.800	AAA IS



REGISTRATION CODE	197101001187 (011547M)				
ISSUER NAME	<b>Toyota Capital Malaysia Sdn Berhad</b>				
INDUSTRY	FINANCIAL SERVICES				
PROFILE	Established in November 2011, Toyota Capital Malaysia Sdn Bhd (“Toyota Capital”) is a strategic joint venture between Toyota Financial Services Corporation and UMW Corporation Sdn Bhd (“UMW Corporation”). Similar to its holding company, Toyota Capital Malaysia Sdn Bhd (“Toyota Capital”) provides leasing and hire-purchase financing for Toyota vehicles in Malaysia and its primary aim is to complement and support vehicle sales under the Toyota and Lexus brands. Toyota Capital has also expanded its auto-financing business to support the sales of the national car brand, Perodua as well as commercial vehicles such as Hino and Daihatsu. Toyota Financial Services is a wholly-owned subsidiary and financing-services arm of Toyota Motor Corporation of Japan (“Toyota Motor”), one of the world’s largest vehicle manufacturers. UMW Corporation on the other hand is a wholly-owned subsidiary of UMW Holdings Berhad, a local conglomerate listed on the Main Market of Bursa Malaysia with businesses in automotive, equipment, oil and gas services, manufacturing and engineering. UMW Corporation also has a 51%-stake in UMW Toyota Sdn Bhd, the sole assembler and distributor of Toyota vehicles in Malaysia.				
FACILITY/BOND CODE	FACILITY/BOND NAME	MATURITY DATE	O/S AMT (MYR Mil)	CPN RATE (%)	RATING
201600003	TOYOTA CAPITAL RM2.5B IMTN PROGRAMME	31-Jan-2031	250		
VF210444	TOYOTA CAP IMTN 3.150% 29.11.2023 - IMTN 4	29-Nov-2023	100	3.150	AAA (S)
VI210043	TOYOTA CAP IMTN 3.400% 13.02.2026 - IMTN 2	13-Feb-2026	105	3.400	AAA (S)
VI210147	TOYOTA CAP IMTN 3.600% 13.02.2026 - IMTN 3	13-Feb-2026	45	3.600	AAA (S)
201700026	TOYOTA CAPITAL RM2.5B MTN PROGRAMME	16-Apr-2032	800		
UI180018	TOYOTA CAP MTN 1826D 24.1.2023 - MTN 2	24-Jan-2023	100	4.650	AAA (S)
UH200007	TOYOTA CAP MTN 1127D 23.2.2023 - MTN 4	23-Feb-2023	100	3.700	AAA (S)
UI190237	TOYOTA CAP MTN 1827D 22.7.2024 - MTN 3	22-Jul-2024	150	4.150	AAA (S)
UH210099	TOYOTA CAP MTN 1310D 17.10.2024 - MTN 9	17-Oct-2024	50	3.300	AAA (S)
UH210181	TOYOTA CAP MTN 1249D 18.10.2024 - MTN10	18-Oct-2024	50	3.500	AAA (S)
UI200031	TOYOTA CAP MTN 1827D 30.1.2025 - MTN 5	30-Jan-2025	100	3.800	AAA (S)
UI200053	TOYOTA CAP MTN 1827D 27.2.2025 - MTN 6	27-Feb-2025	100	3.600	AAA (S)
UI200149	TOYOTA CAP MTN 1824D 25.7.2025 - MTN 7	25-Jul-2025	100	3.100	AAA (S)
UI200244	TOYOTA CAP MTN 1794D 26.9.2025 - MTN 8	26-Sep-2025	50	3.100	AAA (S)

REGISTRATION CODE	199801013325 (469454V)				
ISSUER NAME	<b>Tradewinds Hotels &amp; Resorts Sdn Berhad</b>				
INDUSTRY	PROPERTY AND REAL ESTATE				
PROFILE	Tradewinds Hotels & Resorts Sdn Berhad ("THRSB") is an investment holding company incorporated on 25 September 1998. THRSB owns and operates a chain of hotels and resorts, and is a subsidiary of Tradewinds Corporation Berhad ("Tradewinds"), a diversified conglomerate primarily involved in property development and hospitality.				
FACILITY/BOND CODE	FACILITY/BOND NAME	MATURITY DATE	O/S AMT (MYR Mil)	CPN RATE (%)	RATING
201900023	THRSB RM1.0B MEDIUM TERM NOTES PROGRAMME	29-Mar-2039	590		
UG200112	THRSB Tranche 1 Series 46 MTN 1095D 29.5.2023	29-May-2023	2	4.720	NR(LT)
UI190073	THRSB MTN 1553D 29.6.2023 (Tranche 2 Series 14)	29-Jun-2023	0	4.720	NR(LT)
UI190071	THRSB Tranche 1 Series 14 MTN 1553D 29.6.2023	29-Jun-2023	12	4.720	NR(LT)
UI190072	THRSB MTN 1645D 29.9.2023 (Tranche 2 Series 15)	29-Sep-2023	0	4.720	NR(LT)
UI190146	THRSB Tranche 1 Series 15 MTN 29.09.23	29-Sep-2023	12	4.720	NR(LT)
UI190070	THRSB MTN 1736D 29.12.2023 (Tranche 2 Series 16)	29-Dec-2023	0	4.720	NR(LT)
UI190064	THRSB Tranche 1 Series 16 MTN 1736D 29.12.2023	29-Dec-2023	12	4.720	NR(LT)
UI190063	THRSB Tranche 1 Series 17 MTN 1827D 29.3.2024	29-Mar-2024	12	4.720	NR(LT)
UI190068	THRSB MTN 1827D 29.3.2024 (Tranche 2 Series 17)	29-Mar-2024	0	4.720	NR(LT)
UH200111	THRSB MTN Tranche 1 Series 47 1461D 29.5.2024	29-May-2024	2	4.720	NR(LT)
UJ190066	THRSB MTN 1918D 28.6.2024 (Tranche 2 Series 18)	28-Jun-2024	0	4.720	NR(LT)
UJ190059	THRSB Tranche 1 Series 18 MTN 1918D 28.6.2024	28-Jun-2024	12	4.720	NR(LT)
UJ190095	THRSB Tranche 1 Series 19 MTN 2012D 30.9.2024	30-Sep-2024	12	4.720	NR(LT)
UJ190065	THRSB MTN 2012D 30.9.2024 (Tranche 2 Series 19)	30-Sep-2024	0	4.720	NR(LT)
UJ190062	THRSB MTN 2103D 30.12.2024 (Tranche 2 Series 20)	30-Dec-2024	0	4.720	NR(LT)
UJ190104	THRSB Tranche 1 Series 20 MTN 2103D 30.12.2024	30-Dec-2024	12	4.720	NR(LT)
UJ190102	THRSB Tranche 1 Series 21 MTN 2194D 31.3.2025	31-Mar-2025	12	4.720	NR(LT)
UJ190061	THRSB MTN 2194D 31.3.2025 (Tranche 2 Series 21)	31-Mar-2025	0	4.720	NR(LT)
UI200145	THRSB MTN Tranche 1 Series 48 1795D 29.5.2025	29-May-2025	2	4.720	NR(LT)
UK190100	THRSB Tranche 1 Series 22 MTN 2285D 30.6.2025	30-Jun-2025	12	4.720	NR(LT)

FACILITY/BOND CODE	FACILITY/BOND NAME	MATURITY DATE	O/S AMT (MYR Mil)	CPN RATE (%)	RATING
UK190060	THRSB MTN 2285D 30.6.2025 (Tranche 2 Series 22)	30-Jun-2025	0	4.720	NR(LT)
UK190098	THRSB Tranche 1 Series 23 MTN 2376D 29.9.2025	29-Sep-2025	12	4.720	NR(LT)
UK190094	THRSB MTN 2376D 29.9.2025 (Tranche 2 Series 23)	29-Sep-2025	0	4.720	NR(LT)
UK190096	THRSB MTN 2467D 29.12.2025 (Tranche 2 Series 24)	29-Dec-2025	0	4.720	NR(LT)
UK190106	THRSB Tranche 1 Series 24 MTN 2467D 29.12.2025	29-Dec-2025	12	4.720	NR(LT)
UK190110	THRSB Tranche 1 Series 25 MTN 2558D 30.3.2026	30-Mar-2026	12	4.720	NR(LT)
UK190105	THRSB MTN 2558D 30.3.2026 (Tranche 2 Series 25)	30-Mar-2026	0	4.720	NR(LT)
UJ200152	THRSB Tranche 1 Series 49 MTN 2130D 29.5.2026	29-May-2026	2	4.720	NR(LT)
UL190103	THRSB MTN 2649D 29.6.2026 (Tranche 2 Series 26)	29-Jun-2026	0	4.720	NR(LT)
UL190107	THRSB Tranche 1 Series 26 MTN 2649D 29.6.2026	29-Jun-2026	12	4.720	NR(LT)
UL190114	THRSB Tranche 1 Series 27 MTN 2741D 29.9.2026	29-Sep-2026	12	4.720	NR(LT)
UL190101	THRSB MTN 2741D 29.9.2026 (Tranche 2 Series 27)	29-Sep-2026	0	4.720	NR(LT)
UL190112	THRSB Tranche 1 Series 28 MTN 2832D 29.12.2026	29-Dec-2026	12	4.720	NR(LT)
UL190099	THRSB MTN 2832D 29.12.2026 (Tranche 2 Series 28)	29-Dec-2026	0	4.720	NR(LT)
UL190118	THRSB Tranche 1 Series 29 MTN 2922D 29.3.2027	29-Mar-2027	12	4.720	NR(LT)
UL190097	THRSB MTN 2922D 29.3.2027 (Tranche 2 Series 29)	29-Mar-2027	0	4.720	NR(LT)
UK200179	THRSB Tranche 1 Series 50 MTN 2464D 28.5.2027	28-May-2027	2	4.720	NR(LT)
UM190111	THRSB MTN 3014D 29.6.2027 (Tranche 2 Series 30)	29-Jun-2027	0	4.720	NR(LT)
UM190117	THRSB Tranche 1 Series 30 MTN 3014D 29.6.2027	29-Jun-2027	19	4.720	NR(LT)
UM190138	THRSB Tranche 1 Series 31 MTN 3106D 29.9.2027	29-Sep-2027	19	4.720	NR(LT)
UM190109	THRSB MTN 3106D 29.9.2027 (Tranche 2 Series 31)	29-Sep-2027	0	4.720	NR(LT)
UM190122	THRSB Tranche 1 Series 32 MTN 3197D 29.12.2027	29-Dec-2027	19	4.720	NR(LT)
UM190108	THRSB MTN 3197D 29.12.2027 (Tranche 2 Series 32)	29-Dec-2027	0	4.720	NR(LT)
UM190119	THRSB Tranche 1 Series 33 MTN 3288D 29.3.2028	29-Mar-2028	19	4.720	NR(LT)

FACILITY/BOND CODE	FACILITY/BOND NAME	MATURITY DATE	O/S AMT (MYR Mil)	CPN RATE (%)	RATING
UM190115	THRSB MTN 3288D 29.3.2028 (Tranche 2 Series 33)	29-Mar-2028	0	4.720	NR(LT)
UL200203	THRSB Tranche 1 Series 51 MTN 2799D 29.5.2028	29-May-2028	2	4.720	NR(LT)
UN190113	THRSB MTN 3380D 29.6.2028 (Tranche 2 Series 34)	29-Jun-2028	0	4.720	NR(LT)
UN190126	THRSB Tranche 1 Series 34 MTN 3380D 29.6.2028	29-Jun-2028	19	4.720	NR(LT)
UN190131	THRSB Tranche 1 Series 35 MTN 3472D 29.9.2028	29-Sep-2028	19	4.720	NR(LT)
UN190116	THRSB MTN 3472D 29.9.2028 (Tranche 2 Series 35)	29-Sep-2028	0	4.720	NR(LT)
UN190128	THRSB Tranche 1 Series 36 MTN 3563D 29.12.2028	29-Dec-2028	19	4.720	NR(LT)
UN190139	THRSB MTN 3563D 29.12.2028 (Tranche 2 Series 36)	29-Dec-2028	0	4.720	NR(LT)
UN190125	THRSB MTN 3653D 29.3.2029 (Tranche 2 Series 37)	29-Mar-2029	0	4.720	NR(LT)
UN190137	THRSB Tranche 1 Series 37 MTN 3653D 29.3.2029	29-Mar-2029	19	4.720	NR(LT)
UM200252	THRSB Tranche 1 Series 52 MTN 3133D 29.5.2029	29-May-2029	2	4.720	NR(LT)
UO190135	THRSB Tranche 1 Series 38 MTN 3745D 29.6.2029	29-Jun-2029	19	4.720	NR(LT)
UO190123	THRSB MTN 3745D 29.6.2029 (Tranche 2 Series 38)	29-Jun-2029	0	4.720	NR(LT)
UO190121	THRSB MTN 3836D 28.9.2029 (Tranche 2 Series 39)	28-Sep-2029	0	4.720	NR(LT)
UO190133	THRSB Tranche 1 Series 39 MTN 3836D 28.9.2029	28-Sep-2029	19	4.720	NR(LT)
UO190141	THRSB Tranche 1 Series 40 MTN 3930D 31.12.2029	31-Dec-2029	19	4.720	NR(LT)
UO190120	THRSB MTN 3930D 31.12.2029 (Tranche 2 Series 40)	31-Dec-2029	0	4.720	NR(LT)
UO190140	THRSB Tanche 1 Series 41 MTN 4018D 29.3.2030	29-Mar-2030	19	4.720	NR(LT)
UO190127	THRSB MTN 4018D 29.3.2030 (Tranche 2 Series 41)	29-Mar-2030	0	4.720	NR(LT)
UN200251	THRSB Tranche 1 Series 53 MTN 3498D 29.5.2030	29-May-2030	0	4.720	NR(LT)
UP190124	THRSB MTN 4109D 28.6.2030 (Tranche 2 Series 42)	28-Jun-2030	0	4.720	NR(LT)
UP190142	THRSB Tranche 1 Series 42 MTN 4109D 28.6.2030	28-Jun-2030	21	4.720	NR(LT)
UP190143	THRSB Tranche 1 Series 43 MTN 4203D 30.9.2030	30-Sep-2030	21	4.720	NR(LT)
UP190130	THRSB MTN 4203D 30.9.2030 (Tranche 2 Series 43)	30-Sep-2030	0	4.720	NR(LT)

FACILITY/BOND CODE	FACILITY/BOND NAME	MATURITY DATE	O/S AMT (MYR Mil)	CPN RATE (%)	RATING
UP190129	THRSB MTN 4294D 30.12.2030 (Tranche 2 Series 44)	30-Dec-2030	0	4.720	NR(LT)
UP190144	THRSB Tranche 1 Series 44 MTN 4294D 30.12.2030	30-Dec-2030	21	4.720	NR(LT)
UP190145	THRSB Tranche 1 Series 45 MTN 4382D 28.3.2031	28-Mar-2031	21	4.720	NR(LT)
UP190136	THRSB MTN 4382D 28.3.2031 (Tranche 2 Series 45)	28-Mar-2031	0	4.720	NR(LT)
UF190056	THRSB Tranche 1 Series 2 MTN 458D 29.6.2020	27-Jun-2031	6	4.720	NR(LT)
UQ190134	THRSB MTN 4473D 27.6.2031 (Tranche 2 Series 46)	27-Jun-2031	0	4.720	NR(LT)
UF190058	THRSB Tranche 1 Series 3 MTN 550D 29.9.2020	29-Sep-2031	6	4.720	NR(LT)
UF190057	THRSB MTN 485D 29.06.20 (Tranche 2 Series 2)	29-Sep-2031	0	4.720	NR(LT)
UF190093	THRSB MTN 550D 29.09.2020 (Tranche 2 Series 3)	29-Dec-2031	0	4.720	NR(LT)
UF190069	THRSB Tranche 1 Series 4 MTN 641D 29.12.2020	29-Dec-2031	6	4.720	NR(LT)
UF190092	THRSB Tranche 1 Series 5 MTN 731D 29.3.2021	29-Mar-2032	6	4.720	NR(LT)
UF190091	THRSB MTN 641D 29.12.20 (Tranche 2 Series 4)	29-Mar-2032	0	4.720	NR(LT)
UG190087	THRSB Tranche 1 Serie 7 MTN 915D 29.9.2021	29-Jun-2032	6	4.720	NR(LT)
UG190090	THRSB Tranche 1 Series 6 MTN 823D 29.6.2021	29-Jun-2032	6	4.720	NR(LT)
UF190089	THRSB MTN 731D 29.03.2021 (Tranche 2 Series 5)	29-Jun-2032	0	4.720	NR(LT)
UG190085	THRSB Tranche 1 Series 8 MTN 1006D 29.12.2021	29-Sep-2032	6	4.720	NR(LT)
UG190086	THRSB MTN 915D 29.09.2021 (Tranche 2 Series 7)	29-Sep-2032	0	4.720	NR(LT)
UG190088	THRSB MTN 823D 29.06.21 (Tranche 2 Series 6)	29-Sep-2032	0	4.720	NR(LT)
UG190083	THRSB Tranche 1 Series 9 MTN 1096D 29.3.2022	29-Sep-2032	6	4.720	NR(LT)
UG190084	THRSB MTN 1006D 27.12.2021 (Tranche 2 Series 8)	29-Dec-2032	0	4.720	NR(LT)
UH190078	THRSB Tranche 1 Series 11 MTN 1280D 29.09.2022	29-Dec-2032	6	4.720	NR(LT)
UH190081	THRSB Tranche 1 Series 10 MTN 1188D 29.6.2022	29-Dec-2032	6	4.720	NR(LT)
UG190082	THRSB MTN 1096D 27.06.2022 (Tranche 2 Series 9)	29-Dec-2032	0	4.720	NR(LT)
UH190079	THRSB MTN 1280D 29.9.2022 (Tranche 2 Series 11)	29-Mar-2033	0	4.720	NR(LT)

FACILITY/BOND CODE	FACILITY/BOND NAME	MATURITY DATE	O/S AMT (MYR Mil)	CPN RATE (%)	RATING
UH190074	THRSB Tranche 1 Series 13 MTN 1461D 29.3.2023	29-Mar-2033	6	4.720	NR(LT)
UH190076	THRSB Tranche 1 Series 12 MTN 1371D 29.12.2022	29-Mar-2033	6	4.720	NR(LT)
UH190080	THRSB MTN 1187D 29/06/2022 (Tranche 2 Series 10)	29-Mar-2033	0	4.720	NR(LT)
UH190077	THRSB MTN 1371D 29.12.2022 (Tranche 2 Series 12)	29-Jun-2033	0	4.720	NR(LT)
UH190075	THRSB MTN 1461D 29.3.2023 (Tranche 2 Series 13)	29-Jun-2033	0	4.720	NR(LT)

REGISTRATION CODE	200701028961 (786984X)				
ISSUER NAME	<b>Tradewinds Plantation Capital Sdn Berhad</b>				
INDUSTRY	PLANTATION AND AGRICULTURE				
PROFILE	Tradewinds Plantation Capital Sdn Bhd ("TPCSB") is a wholly-owned funding conduit of Tradewinds Plantation Berhad ("Tradewinds"), incorporated for the purpose of facilitating a sale-and-leaseback transaction backed by 12 oil palm estates and three palm oil mills located in Johor, Terengganu and Sarawak. Tradewinds is mainly involved in the plantation of oil palm and rubber as well as palm oil milling operations. Tradewinds' oil palm estates are located mainly in Sarawak, Johor, Terengganu, Kedah and Sabah while its rubber plantation estates are located in Kedah and Kelantan. Tradewinds has also ventured downstream into the manufacturing and trading of rubber products.				
FACILITY/BOND CODE	FACILITY/BOND NAME	MATURITY DATE	O/S AMT (MYR Mil)	CPN RATE (%)	RATING
202100002	TPCSB RM1.90B MEDIUM TERM NOTES PROGRAMME	27-Jan-2033	1,270		
UG210008	TPCSB Tranche 1 Series 1 MTN 820D 27.4.2023	27-Apr-2023	8	4.610	NR(LT)
UG210018	TPCSB Tranche 1 Series 2 MTN 911D 27.7.2023	27-Jul-2023	8	4.610	NR(LT)
UG210017	TPCSB Tranche 1 Series 3 MTN 1003D 27.10.2023	27-Oct-2023	8	4.610	NR(LT)
UG210016	TPCSB Tranche 1 Series 4 MTN 1094D 26.1.2024	26-Jan-2024	8	4.610	NR(LT)
UH210015	TPCSB Tranche 1 Series 5 MTN 1185D 26.4.2024	26-Apr-2024	8	4.610	NR(LT)
UH210014	TPCSB Tranche 1 Series 6 MTN 1276D 26.7.2024	26-Jul-2024	8	4.610	NR(LT)
UH210013	TPCSB Tranche 1 Series 7 MTN 1367D 25.10.2024	25-Oct-2024	8	4.610	NR(LT)
UH210012	TPCSB Tranche 1 Series 8 MTN 1461D 27.1.2025	27-Jan-2025	8	4.610	NR(LT)
UI210011	TPCSB Tranche 1 Series 9 MTN 1549D 25.4.2025	25-Apr-2025	16	4.610	NR(LT)
UI210010	TPCSB Tranche 1 Series 10 MTN 1640D 25.7.2025	25-Jul-2025	16	4.610	NR(LT)
UI210009	TPCSB Tranche 1 Series 11 MTN 1734D 27.10.2025	27-Oct-2025	16	4.610	NR(LT)
UI210028	TPCSB Tranche 1 Series 12 MTN 1826D 27.1.2026	27-Jan-2026	16	4.610	NR(LT)
UJ210027	TPCSB Tranche 1 Series 13 MTN 1916D 27.4.2026	27-Apr-2026	16	4.610	NR(LT)

FACILITY/BOND CODE	FACILITY/BOND NAME	MATURITY DATE	O/S AMT (MYR Mil)	CPN RATE (%)	RATING
UJ210026	TPCSB Tranche 1 Series 14 MTN 2007D 27.7.2026	27-Jul-2026	16	4.610	NR(LT)
UJ210025	TPCSB Tranche 1 Series 15 MTN 2099D 27.10.2026	27-Oct-2026	16	4.610	NR(LT)
UJ210024	TPCSB Tranche 1 Series 16 MTN 2191D 27.1.2027	27-Jan-2027	16	4.610	NR(LT)
UK210023	TPCSB Tranche 1 Series 17 MTN 2281D 27.4.2027	27-Apr-2027	33	4.610	NR(LT)
UK210022	TPCSB Tranche 1 Series 18 MTN 2372D 27.7.2027	27-Jul-2027	33	4.610	NR(LT)
UK210021	TPCSB Tranche 1 Series 19 MTN 2464D 27.10.2027	27-Oct-2027	33	4.610	NR(LT)
UK210020	TPCSB Tranche 1 Series 20 MTN 2556D 27.1.2028	27-Jan-2028	33	4.610	NR(LT)
UL210140	TPCSB Tranche 1 Series 21b MTN 2586D 27.4.2028	27-Apr-2028	23	4.610	NR(LT)
UL210019	TPCSB Tranche 1 Series 21a MTN 2647D 27.4.2028	27-Apr-2028	9	4.610	NR(LT)
UL210139	TPCSB Tranche 1 Series 22 MTN 2677D 27.7.2028	27-Jul-2028	33	4.610	NR(LT)
UL210138	TPCSB Tranche 1 Series 23 MTN 2769D 27.10.2028	27-Oct-2028	33	4.610	NR(LT)
UL210137	TPCSB Tranche 1 Series 24 MTN 2860D 26.1.2029	26-Jan-2029	33	4.610	NR(LT)
UM210136	TPCSB Tranche 1 Series 25 MTN 2951D 27.4.2029	27-Apr-2029	41	4.610	NR(LT)
UM210135	TPCSB Tranche 1 Series 26 MTN 3042D 27.7.2029	27-Jul-2029	41	4.610	NR(LT)
UM210134	TPCSB Tranche 1 Series 27 MTN 3133D 26.10.2029	26-Oct-2029	41	4.610	NR(LT)
UM210133	TPCSB Tranche 1 Series 28 MTN 3224D 25.1.2030	25-Jan-2030	41	4.610	NR(LT)
UN210132	TPCSB Tranche 1 Series 29 MTN 3315D 26.4.2030	26-Apr-2030	49	4.610	NR(LT)
UN210131	TPCSB Tranche 1 Series 30 MTN 3406D 26.7.2030	26-Jul-2030	49	4.610	NR(LT)
UN210130	TPCSB Tranche 1 Series 31 MTN 3497D 25.10.2030	25-Oct-2030	49	4.610	NR(LT)
UN210143	TPCSB Tranche 1 Series 32 MTN 3591D 27.1.2031	27-Jan-2031	49	4.610	NR(LT)
UO210128	TPCSB Tranche 1 Serie 33 MTN 3679D 25.4.2031	25-Apr-2031	57	4.610	NR(LT)
UO210142	TPCSB Tranche 1 Series 34 MTN 3770D 25.7.2031	25-Jul-2031	57	4.610	NR(LT)
UO210126	TPCSB Tranche 1 Series 35 MTN 3864D 27.10.2031	27-Oct-2031	57	4.610	NR(LT)
UO210125	TPCSB Tranche 1 Series 36 MTN 3956D 27.1.2032	27-Jan-2032	57	4.610	NR(LT)

FACILITY/BOND CODE	FACILITY/BOND NAME	MATURITY DATE	O/S AMT (MYR Mil)	CPN RATE (%)	RATING
UP210123	TPCSB Tranche 1 Series 37 MTN 4047D 27.4.2032	27-Apr-2032	65	4.610	NR(LT)
UP210124	TPCSB Tranche 1 Series 38 MTN 4138D 27.7.2032	27-Jul-2032	65	4.610	NR(LT)
UP210122	TPCSB Tranche 1 Series 39 MTN 4230D 27.10.2032	27-Oct-2032	65	4.610	NR(LT)
UP210121	TPCSB Tranche 1 Series 40a MTN 4322D 27.1.2033	27-Jan-2033	35	4.610	NR(LT)

<b>REGISTRATION CODE</b>	201401009215 (1085293K)				
<b>ISSUER NAME</b>	<b>TRIpIc Medical Sdn Berhad</b>				
<b>INDUSTRY</b>	TRADING & SERVICES				
<b>PROFILE</b>	TRIpIc Medical Sdn Berhad ("TMSB") was incorporated on 18 March 2014 and is a wholly-owned subsidiary of TRIpIc Berhad. TMSB had entered into a 25-year concession agreement with Universiti Teknologi MARA and the Government of Malaysia to construct a teaching hospital and medical academic complex in Puncak Alam, Selangor ("the Project"), and thereafter to undertake asset management services for the Project.				
FACILITY/BOND CODE	FACILITY/BOND NAME	MATURITY DATE	O/S AMT (MYR Mil)	CPN RATE (%)	RATING
201700070	TMSB RM639.0M SENIOR SUKUK MURABAHAH	23-Oct-2035	639		
PI170011	TMSB Senior Sukuk Murabahah 21.10.2022 (Tranche 1)	21-Oct-2022	40	4.750	AA1
PJ170012	TMSB Senior Sukuk Murabahah 23.10.2023 (Tranche 2)	23-Oct-2023	40	4.800	AA1
PK170013	TMSB Senior Sukuk Murabahah 23.10.2024 (Tranche 3)	23-Oct-2024	40	4.850	AA1
PL170014	TMSB Senior Sukuk Murabahah 23.10.2025 (Tranche 4)	23-Oct-2025	40	4.950	AA1
PM170015	TMSB Senior Sukuk Murabahah 23.10.2026 (Tranche 5)	23-Oct-2026	40	5.000	AA1
PN170016	TMSB Senior Sukuk Murabahah 22.10.2027 (Tranche 6)	22-Oct-2027	44	5.050	AA1
PO170017	TMSB Senior Sukuk Murabahah 23.10.2028 (Tranche 7)	23-Oct-2028	45	5.150	AA1
PP170018	TMSB Senior Sukuk Murabahah 23.10.2029 (Tranche 8)	23-Oct-2029	50	5.250	AA1
PQ170019	TMSB Senior Sukuk Murabahah 23.10.2030 (Tranche 9)	23-Oct-2030	50	5.300	AA1
PR170020	TMSB Senior Sukuk Murabahah 23.10.2031(Tranche 10)	23-Oct-2031	50	5.400	AA1
PS170021	TMSB Senior Sukuk Murabahah 22.10.2032(Tranche 11)	22-Oct-2032	50	5.500	AA1
PT170022	TMSB Senior Sukuk Murabahah 21.10.2033(Tranche 12)	21-Oct-2033	50	5.600	AA1
PU170023	TMSB Senior Sukuk Murabahah 23.10.2034(Tranche 13)	23-Oct-2034	50	5.750	AA1
PV170024	TMSB Senior Sukuk Murabahah 23.10.2035(Tranche 14)	23-Oct-2035	50	5.900	AA1



FACILITY/BOND CODE	FACILITY/BOND NAME	MATURITY DATE	O/S AMT (MYR Mil)	CPN RATE (%)	RATING
201700071	TMSB RM150.0M JUNIOR SUKUK MURABAHAH PROGRAMME	23-Oct-2040	150		
VW170339	TMSB Junior Sukuk Murabahah 23.10.2036 (Series 1)	23-Oct-2036	27	3.000	NR(LT)
VW180245	TMSB Junior Sukuk Murabahah 21.08.2037 (Series 2)	21-Aug-2037	40	3.000	NR(LT)
VV190228	TMSB Junior Sukuk Murabahah 21.10.2039 (Series 3)	21-Oct-2039	84	3.000	NR(LT)

<b>REGISTRATION CODE</b>	199401005755 (291434D)				
<b>ISSUER NAME</b>	<b>TRIpIc Ventures Sdn Berhad</b>				
<b>INDUSTRY</b>	CONSTRUCTION AND ENGINEERING				
<b>PROFILE</b>	TRIpIc Ventures Sdn Bhd ("TVSB") was incorporated on 5 March 1994 as a single purpose vehicle for the funding of the construction of Zone 1 Phase 2 of the Universiti Teknologi MARA ("UiTM") campus located in Puncak Alam, Selangor ("UiTM Project") via the Private Finance Initiative. TVSB was awarded the rights to construct and maintain the facilities and infrastructure of the UiTM Project under a Concession Agreement signed between the Government of Malaysia, via the Ministry of Higher Education of Malaysia, and UiTM on 4 May 2010. TVSB's holding company, TRIpIc Berhad, is involved in the construction, property development and project management service industries.				
FACILITY/BOND CODE	FACILITY/BOND NAME	MATURITY DATE	O/S AMT (MYR Mil)	CPN RATE (%)	RATING
201100064	TVSB RM240M MTN	09-Oct-2026	120		
UO110076	TVSB MTN 4018D 10.10.2022 (Series 7)	10-Oct-2022	25	3.000	AAA (FG)
UP110075	TVSB MTN 4383D 10.10.2023 (Series 8)	10-Oct-2023	25	3.000	AAA (FG)
UQ110077	TVSB MTN 4749D 10.10.2024 (Series 9)	10-Oct-2024	25	3.000	AAA (FG)
UR110078	TVSB MTN 5114D 10.10.2025 (Series 10)	10-Oct-2025	25	3.000	AAA (FG)
US110079	TVSB MTN 5478D 09.10.2026 (Series 11)	09-Oct-2026	20	3.000	AAA (FG)
201200025	TVSB RM85M JUNIOR NOTES	01-Dec-2027	35		
PT120048	TVSB Junior Notes 0% 01.12.2027 (Tranche 1)	01-Dec-2027	35	0.000	NR(LT)

REGISTRATION CODE	197901003695 (047908K)				
ISSUER NAME	<b>Tropicana Corporation Berhad</b>				
INDUSTRY	PROPERTY AND REAL ESTATE				
PROFILE	Incorporated on 2 June 1979, Tropicana Corporation Berhad ("Tropicana") is involved in property development with a strong reputation in resort-style home concepts. The company's flagship projects include Tropicana Golf and Country Resort, Tropicana Indah Resort Homes and Tropicana City. Currently, the largest shareholder of the company is YBhg Tan Sri Dato' Danny Tan Chee Sing, who is also the Group Chief Executive Officer.				
FACILITY/BOND CODE	FACILITY/BOND NAME	MATURITY DATE	O/S AMT (MYR Mil)	CPN RATE (%)	RATING
201900053	TROPICANA RM2.0B PERPETUAL SUKUK PROGRAMME	25-Sep-2119	518		
PZ190011	TROPICANA 7.000% PERPETUAL SUKUK MUSHARAKAH - T1	25-Sep-2119	248	7.000	A IS
PZ210006	TROPICANA 6.600% PERPETUAL SUKUK MUSHARAKAH - T2	25-Sep-2119	270	6.600	A IS
202000017	TROPICANA RM1.5B SUKUK WAKALAH PROGRAMME	14-May-2040	1,500		
VG200107	TROPICANA IMTN 5.500% 30.06.2023 - SEC. SUKUK T2S1	30-Jun-2023	466	5.500	A+ IS
VG200217	TROPICANA IMTN 5.450% 06.10.2023 - SEC. SUKUK T4S1	06-Oct-2023	179	5.450	A+ IS
VG210217	TROPICANA IMTN 5.450% 07.06.2024 - SEC. SUKUK T6S1	07-Jun-2024	110	5.450	A+ IS
VI200108	TROPICANA IMTN 5.650% 30.06.2025 - SEC. SUKUK T2S2	30-Jun-2025	124	5.650	A+ IS
VI200186	TROPICANA IMTN 5.650% 03.09.2025 - SECURED SUKUK T3	03-Sep-2025	100	5.650	A+ IS
VI200218	TROPICANA IMTN 5.650% 08.10.2025 - SEC. SUKUK T4S2	08-Oct-2025	139	5.650	A+ IS
VI210143	TROPICANA IMTN 5.650% 15.04.2026 - SEC. SUKUK T5S1	15-Apr-2026	133	5.650	A+ IS
VK200071	TROPICANA IMTN 5.800% 14.05.2027 - SECURED SUKUK T1	14-May-2027	200	5.800	A+ IS
VK210144	TROPICANA IMTN 5.800% 14.04.2028 - SEC. SUKUK T5S2	14-Apr-2028	50	5.800	A+ IS

REGISTRATION CODE	201701018686 (1232851P)				
ISSUER NAME	<b>True Ascend Sdn Berhad</b>				
INDUSTRY	FINANCIAL SERVICES				
PROFILE	True Ascend Sdn Berhad ("True Ascend"), which was incorporated on 29 May 2017, is an investment holding company wholly owned by Tan Sri Dato' Seri Vincent Tan Chee Yiuon. Tan Sri Dato' Seri Vincent Tan Chee Yiuon is a Malaysian businessman and the founder of Berjaya Corporation Berhad, a conglomerate listed on the Main Market of Bursa Malaysia.				
FACILITY/BOND CODE	FACILITY/BOND NAME	MATURITY DATE	O/S AMT (MYR Mil)	CPN RATE (%)	RATING
201700068	TRUE ASCEND RM1.0 BILLION CP/MTN PROGRAMME	18-Oct-2024	100		
UE210096	TRUE ASCEND MTN 10/T1/2021 367D 14.3.2022	14-Mar-2022	50	6.000	NR(LT)
UF200271	TRUE ASCEND MTN 09/T1/2020 546D 16.5.2022	16-May-2022	50	6.500	NR(LT)

REGISTRATION CODE	200801011059 (812347P)				
ISSUER NAME	<b>Trusmadi Capital Sdn Berhad</b>				
INDUSTRY	ASSET-BACKED SECURITIES				
PROFILE	Trusmadi Capital Sdn Berhad is a special purpose company incorporated on 3 April 2008 to raise financing on behalf of Sentral REIT (formerly known as MRCB-Quill REIT), through the issuance of medium term notes and commercial papers. Sentral REIT is a Real Estate Investment Trust that is listed on the Main Market of Bursa Malaysia since January 2007.				
FACILITY/BOND CODE	FACILITY/BOND NAME	MATURITY DATE	O/S AMT (MYR Mil)	CPN RATE (%)	RATING
202100060	Trusmadi RM3,000.0 million Perpetual MTN (with sub-limit of RM300.0 million 7-years CP)	17-Dec-2120	260		
RC210124	TRUSMADI 2021-CP-Issue 1-Tranche1-R-3M(a)	17-Mar-2022	205	0.000	36951
RC210125	TRUSMADI 2021-CP-Issue 1-Tranche1-R-3M(b)	17-Mar-2022	35	0.000	36951
UK210419	TRUSMADI 2021-MTN-Issue1-Tranche1-R-5Y	15-Dec-2028	20	3.400	AAA

REGISTRATION CODE	201501007295 (1132628K)				
ISSUER NAME	<b>TSH Sukuk Murabahah Sdn Berhad</b>				
INDUSTRY	PLANTATION AND AGRICULTURE				
PROFILE	TSH Sukuk Murabahah Sdn Berhad ("TSH Murabahah") is a special purpose funding vehicle, incorporated for the purpose of facilitating the issuance of Islamic Medium Term Notes on behalf of TSH Resources Berhad ("TSH"). TSH, formerly known as Tan Soon Hong Enterprise Sdn Bhd, was incorporated in August 1979 and is listed on the Main Market of Bursa Malaysia. TSH is primarily involved in the palm oil plantation and bio-integration businesses with most of its plantations located in Indonesia and only a fraction in Sabah, Malaysia. TSH has also ventured into wood products and cocoa manufacturing and trading businesses. TSH also has downstream operations in the palm oil refinery business through a joint-venture with Wilmar Edible Oils Sdn Bhd.				
FACILITY/BOND CODE	FACILITY/BOND NAME	MATURITY DATE	O/S AMT (MYR Mil)	CPN RATE (%)	RATING
201600004	TSHSMSB RM50.0 MILLION ICP PROGRAMME	03-Feb-2023	50		
SE210135	TSHSMSB ICP 364D 11.08.2022	11-Aug-2022	50	0.000	MARC-1 IS
201600026	TSHSMSB RM150.0 MILLION IMTN PROGRAMME	17-Jun-2031	150		
VK160175	TSHSMSB IMTN 5.300% 16.06.2023	16-Jun-2023	90	5.300	A+ IS
VI210316	TSHSMSB IMTN 5.600% 06.08.2026	06-Aug-2026	60	5.600	A+ IS

REGISTRATION CODE	200801003317 (804601U)				
ISSUER NAME	<b>TTDI KL Metropolis Sdn Berhad</b>				
INDUSTRY	PROPERTY AND REAL ESTATE				
PROFILE	Incorporated on 29 January 2008 as a property investment company, TTDI KL Metropolis Sdn Bhd ("TKLM") is wholly-owned by Naza TTDI Sdn Berhad, which is a property developer.				
FACILITY/BOND CODE	FACILITY/BOND NAME	MATURITY DATE	O/S AMT (MYR Mil)	CPN RATE (%)	RATING
201900046	TTDI KL METROPOLIS SDN BHD UNRATED ISLAMIC MEDIUM TERM NOTES	30-Jul-2027	82		
VG200003	TKLM IMTN 4.83% 24.05.2022	24-May-2022	2	4.830	NR(LT)
VK190138	TKLM IMTN 4.83% 31.07.2026	31-Jul-2026	80	4.830	NR(LT)

REGISTRATION CODE	201001022269 (906039W)				
ISSUER NAME	<b>TTM Sukuk Berhad</b>				
INDUSTRY	MINING & PETROLEUM				
PROFILE	TTM Sukuk Berhad ("TTM SPV") was established on 28 June 2010 to raise capital through the issuance of Shariah compliant securities and to on-lend the proceeds from the issuance to its parent company, Trans Thai-Malaysia (Thailand) Limited ("TTMT"). The proceeds will then be used for the capital costs and working capital requirements for the second phase of the Trans Thailand-Malaysia gas pipeline and separation project ("TTM Project"). The TTM Project was implemented to allow the transportation and processing of natural gas from the gas basin reserve in the Joint Development Area, near the lower part of Gulf of Thailand, which is approximately 150km from Kota Bharu, Kelantan and 260km from Songkhla, Thailand.				
FACILITY/BOND CODE	FACILITY/BOND NAME	MATURITY DATE	O/S AMT (MYR Mil)	CPN RATE (%)	RATING
201000051	TTM SPV RM600M SECURED SUKUK DUE 2015 TO 2025	14-Nov-2025	240		
PP100049	TTM SPV 4.720% 15.11.2022 - Series No 8	15-Nov-2022	60	4.720	AAA IS
PQ100050	TTM SPV 4.830% 15.11.2023 - Series No 9	15-Nov-2023	60	4.830	AAA IS
PR100051	TTM SPV 4.940% 15.11.2024 - Series No 10	15-Nov-2024	60	4.940	AAA IS
PS100052	TTM SPV 5.050% 14.11.2025 - Series No 11	14-Nov-2025	60	5.050	AAA IS

REGISTRATION CODE	201401045661 (1121845A)				
ISSUER NAME	<b>Tumpuan Azam Sdn Berhad</b>				
INDUSTRY	PROPERTY AND REAL ESTATE				
PROFILE	Tumpuan Azam Sdn Berhad ("TASB") was incorporated on 08 December 2014. It is a wholly-owned subsidiary of IJM Perennial Development Sdn Bhd ("IJM Perennial"), which is involved in the development of The Light City, a large-scale integrated mixed-use waterfront development in Gelugor, Penang. IJM Perennial is a 50:50 joint venture between IJM Corporation Berhad and Perennial Real Estate Holdings Limited.				
FACILITY/BOND CODE	FACILITY/BOND NAME	MATURITY DATE	O/S AMT (MYR Mil)	CPN RATE (%)	RATING
202000005	TASB RM1.120 BILLION MTN PROGRAMME	24-Feb-2040	228		
UI210385	TASB MTN 1562D 24.2.2026 INITIAL MTNs T2(xi) - 1A	24-Feb-2026	0	4.200	NR(LT)
UI210386	TASB MTN 1562D 24.2.2026 INITIAL MTNs T2(xi) - 2A	24-Feb-2026	0	4.150	NR(LT)
UI210387	TASB MTN 1562D 24.2.2026 INITIAL MTNs T2(xi) - 3A	24-Feb-2026	0	4.200	NR(LT)
UI210388	TASB MTN 1562D 24.2.2026 INITIAL MTNs T2(xi) - 4A	24-Feb-2026	0	4.250	NR(LT)
UI210410	TASB MTN 1533D 24.2.2026 INITIAL MTNs T2(xii) - 1A	24-Feb-2026	0	4.200	NR(LT)
UI210411	TASB MTN 1533D 24.2.2026 INITIAL MTNs T2(xii) - 2A	24-Feb-2026	0	4.180	NR(LT)
UI210412	TASB MTN 1533D 24.2.2026 INITIAL MTNs T2(xii) - 3A	24-Feb-2026	0	4.200	NR(LT)
UI210413	TASB MTN 1533D 24.2.2026 INITIAL MTNs T2(xii) - 4A	24-Feb-2026	0	4.250	NR(LT)
UJ200045	TASB MTN 2192D 24.2.2026 INITIAL MTNs T1-1A	24-Feb-2026	2	4.200	NR(LT)

FACILITY/BOND CODE	FACILITY/BOND NAME	MATURITY DATE	O/S AMT (MYR Mil)	CPN RATE (%)	RATING
UJ200046	TASB MTN 2192D 24.2.2026 INITIAL MTNs T1-2A	24-Feb-2026	2	4.220	NR(LT)
UJ200047	TASB MTN 2192D 24.2.2026 INITIAL MTNs T1-3A	24-Feb-2026	2	4.200	NR(LT)
UJ200048	TASB MTN 2192D 24.2.2026 INITIAL MTNs T1-4A	24-Feb-2026	2	4.250	NR(LT)
UJ200313	TASB MTN 1891D 24.2.2026 INITIAL MTNs T2(i)-4A	24-Feb-2026	0	4.250	NR(LT)
UJ200314	TASB MTN 1891D 24.2.2026 INITIAL MTNs T2(i)-3A	24-Feb-2026	0	4.200	NR(LT)
UJ200315	TASB MTN 1891D 24.2.2026 INITIAL MTNs T2(i)-2A	24-Feb-2026	0	4.160	NR(LT)
UJ200316	TASB MTN 1891D 24.2.2026 INITIAL MTNs T2(i)-1A	24-Feb-2026	0	4.200	NR(LT)
UI210043	TASB MTN 1828D 24.2.2026 INITIAL MTNs T2(ii)-1A	24-Feb-2026	0	4.200	NR(LT)
UI210044	TASB MTN 1828D 24.2.2026 INITIAL MTNs T2(ii)-2A	24-Feb-2026	0	4.160	NR(LT)
UI210045	TASB MTN 1828D 24.2.2026 INITIAL MTNs T2(ii)-3A	24-Feb-2026	0	4.200	NR(LT)
UI210046	TASB MTN 1828D 24.2.2026 INITIAL MTNs T2(ii)-4A	24-Feb-2026	0	4.250	NR(LT)
UI210079	TASB MTN 1812D 24.2.2026 INITIAL MTNs T2(iii)-1A	24-Feb-2026	0	4.200	NR(LT)
UI210080	TASB MTN 1812D 24.2.2026 INITIAL MTNs T2(iii)-2A	24-Feb-2026	0	4.160	NR(LT)
UI210081	TASB MTN 1812D 24.2.2026 INITIAL MTNs T2(iii)-3A	24-Feb-2026	0	4.200	NR(LT)
UI210082	TASB MTN 1812D 24.2.2026 INITIAL MTNs T2(iii)-4A	24-Feb-2026	0	4.250	NR(LT)
UI210145	TASB MTN 1784D 24.2.2026 INITIAL MTNs T2(iv)-1A	24-Feb-2026	0	4.200	NR(LT)
UI210146	TASB MTN 1784D 24.2.2026 INITIAL MTNs T2(iv)-2A	24-Feb-2026	0	4.160	NR(LT)
UI210147	TASB MTN 1784D 24.2.2026 INITIAL MTNs T2(iv)-3A	24-Feb-2026	0	4.200	NR(LT)
UI210148	TASB MTN 1784D 24.2.2026 INITIAL MTNs T2(iv)-4A	24-Feb-2026	0	4.250	NR(LT)
UI210172	TASB MTN 1754D 24.2.2026 INITIAL MTNs T2(v)-1A	24-Feb-2026	0	4.200	NR(LT)
UI210173	TASB MTN 1754D 24.2.2026 INITIAL MTNs T2(v)-2A	24-Feb-2026	0	4.160	NR(LT)
UI210174	TASB MTN 1754D 24.2.2026 INITIAL MTNs T2(v)-3A	24-Feb-2026	0	4.200	NR(LT)
UI210175	TASB MTN 1754D 24.2.2026 INITIAL MTNs T2(v)-4A	24-Feb-2026	0	4.250	NR(LT)
UI210226	TASB MTN 1720D 24.2.2026 INITIAL MTNs T2(vi)-1A	24-Feb-2026	0	4.200	NR(LT)

FACILITY/BOND CODE	FACILITY/BOND NAME	MATURITY DATE	O/S AMT (MYR Mii)	CPN RATE (%)	RATING
UI210227	TASB MTN 1720D 24.2.2026 INITIAL MTNs T2(vi)-2A	24-Feb-2026	0	4.170	NR(LT)
UI210228	TASB MTN 1720D 24.2.2026 INITIAL MTNs T2(vi)-3A	24-Feb-2026	0	4.200	NR(LT)
UI210229	TASB MTN 1720D 24.2.2026 INITIAL MTNs T2(vi)-4A	24-Feb-2026	0	4.250	NR(LT)
UI210243	TASB MTN 1692D 24.2.2026 INITIAL MTNs T2(vii)-1A	24-Feb-2026	0	4.200	NR(LT)
UI210244	TASB MTN 1692D 24.2.2026 INITIAL MTNs T2(vii)-2A	24-Feb-2026	0	4.170	NR(LT)
UI210245	TASB MTN 1692D 24.2.2026 INITIAL MTNs T2(vii)-3A	24-Feb-2026	0	4.200	NR(LT)
UI210246	TASB MTN 1692D 24.2.2026 INITIAL MTNs T2(vii)-4A	24-Feb-2026	0	4.250	NR(LT)
UI210275	TASB MTN 1664D 24.2.2026 INITIAL MTNs T2(viii)-1A	24-Feb-2026	0	4.200	NR(LT)
UI210276	TASB MTN 1664D 24.2.2026 INITIAL MTNs T2(viii)-2A	24-Feb-2026	0	4.170	NR(LT)
UI210277	TASB MTN 1664D 24.2.2026 INITIAL MTNs T2(viii)-3A	24-Feb-2026	0	4.200	NR(LT)
UI210278	TASB MTN 1664D 24.2.2026 INITIAL MTNs T2(viii)-4A	24-Feb-2026	0	4.250	NR(LT)
UI210291	TASB MTN 1636D 24.2.2026 INITIAL MTNs T2(ix)-1A	24-Feb-2026	0	4.200	NR(LT)
UI210292	TASB MTN 1636D 24.2.2026 INITIAL MTNs T2(ix)-2A	24-Feb-2026	0	4.150	NR(LT)
UI210293	TASB MTN 1636D 24.2.2026 INITIAL MTNs T2(ix)-3A	24-Feb-2026	0	4.200	NR(LT)
UI210294	TASB MTN 1636D 24.2.2026 INITIAL MTNs T2(ix)-4A	24-Feb-2026	0	4.250	NR(LT)
UI210351	TASB MTN 1597D 24.2.2026 INITIAL MTNs T2(x) - 1A	24-Feb-2026	0	4.200	NR(LT)
UI210352	TASB MTN 1597D 24.2.2026 INITIAL MTNs T2(x) - 2A	24-Feb-2026	0	4.150	NR(LT)
UI210357	TASB MTN 1597D 24.2.2026 INITIAL MTNs T2(x) - 3A	24-Feb-2026	0	4.200	NR(LT)
UI210358	TASB MTN 1597D 24.2.2026 INITIAL MTNs T2(x) - 4A	24-Feb-2026	0	4.250	NR(LT)
UJ210047	TASB MTN 2193D 24.2.2027 INITIAL MTNs T2(ii)-1B	24-Feb-2027	2	4.210	NR(LT)
UK200312	TASB MTN 2256D 24.2.2027 INITIAL MTNs T2(i)-1B	24-Feb-2027	1	4.210	NR(LT)
UJ210049	TASB MTN 2193D 24.2.2027 INITIAL MTNs T2(ii)-3B	24-Feb-2027	2	4.200	NR(LT)
UJ210050	TASB MTN 2193D 24.2.2027 INITIAL MTNs T2(ii)-4B	24-Feb-2027	2	4.250	NR(LT)
UJ210083	TASB MTN 2177D 24.2.2027 INITIAL MTNs T2(iii)-1B	24-Feb-2027	1	4.210	NR(LT)

FACILITY/BOND CODE	FACILITY/BOND NAME	MATURITY DATE	O/S AMT (MYR Mii)	CPN RATE (%)	RATING
UJ210084	TASB MTN 2177D 24.2.2027 INITIAL MTNs T2(iii)-2B	24-Feb-2027	1	4.180	NR(LT)
UJ210085	TASB MTN 2177D 24.2.2027 INITIAL MTNs T2(iii)-3B	24-Feb-2027	1	4.200	NR(LT)
UJ210086	TASB MTN 2177D 24.2.2027 INITIAL MTNs T2(iii)-4B	24-Feb-2027	1	4.250	NR(LT)
UJ210149	TASB MTN 2149D 24.2.2027 INITIAL MTNs T2(iv)-1B	24-Feb-2027	4	4.210	NR(LT)
UJ210150	TASB MTN 2149D 24.2.2027 INITIAL MTNs T2(iv)-2B	24-Feb-2027	4	4.180	NR(LT)
UJ210151	TASB MTN 2149D 24.2.2027 INITIAL MTNs T2(iv)-3B	24-Feb-2027	4	4.200	NR(LT)
UJ210152	TASB MTN 2149D 24.2.2027 INITIAL MTNs T2(iv)-4B	24-Feb-2027	4	4.250	NR(LT)
UJ210176	TASB MTN 2119D 24.2.2027 INITIAL MTNs T2(v)-1B	24-Feb-2027	2	4.210	NR(LT)
UJ210177	TASB MTN 2119D 24.2.2027 INITIAL MTNs T2(v)-2B	24-Feb-2027	2	4.180	NR(LT)
UJ210178	TASB MTN 2119D 24.2.2027 INITIAL MTNs T2(v)-3B	24-Feb-2027	2	4.200	NR(LT)
UJ210179	TASB MTN 2119D 24.2.2027 INITIAL MTNs T2(v)-4B	24-Feb-2027	2	4.250	NR(LT)
UJ210230	TASB MTN 2085D 24.2.2027 INITIAL MTNs T2(vi)-1B	24-Feb-2027	2	4.210	NR(LT)
UJ210231	TASB MTN 2085D 24.2.2027 INITIAL MTNs T2(vi)-2B	24-Feb-2027	2	4.190	NR(LT)
UJ210048	TASB MTN 2193D 24.2.2027 INITIAL MTNs T2(ii)-2B	24-Feb-2027	2	4.180	NR(LT)
UK200311	TASB MTN 2256D 24.2.2027 INITIAL MTNs T2(i)-2B	24-Feb-2027	1	4.180	NR(LT)
UK200310	TASB MTN 2256D 24.2.2027 INITIAL MTNs T2(i)-3B	24-Feb-2027	1	4.200	NR(LT)
UK200309	TASB MTN 2256D 24.2.2027 INITIAL MTNs T2(i)-4B	24-Feb-2027	1	4.250	NR(LT)
UK200052	TASB MTN 2557D 24.2.2027 INITIAL MTNs T1-4B	24-Feb-2027	32	4.250	NR(LT)
UK200051	TASB MTN 2557D 24.2.2027 INITIAL MTNs T1-3B	24-Feb-2027	32	4.200	NR(LT)
UK200050	TASB MTN 2557D 24.2.2027 INITIAL MTNs T1-2B	24-Feb-2027	32	4.240	NR(LT)
UK200049	TASB MTN 2557D 24.2.2027 INITIAL MTNs T1-1B	24-Feb-2027	32	4.210	NR(LT)
UJ210417	TASB MTN 1898D 24.2.2027 INITIAL MTNs T2(xii) - 4B	24-Feb-2027	2	4.250	NR(LT)
UJ210416	TASB MTN 1898D 24.2.2027 INITIAL MTNs T2(xii) - 3B	24-Feb-2027	2	4.200	NR(LT)
UJ210415	TASB MTN 1898D 24.2.2027 INITIAL MTNs T2(xii) - 2B	24-Feb-2027	2	4.200	NR(LT)

FACILITY/BOND CODE	FACILITY/BOND NAME	MATURITY DATE	O/S AMT (MYR Mii)	CPN RATE (%)	RATING
UJ210232	TASB MTN 2085D 24.2.2027 INITIAL MTNs T2(vi)-3B	24-Feb-2027	2	4.200	NR(LT)
UJ210233	TASB MTN 2085D 24.2.2027 INITIAL MTNs T2(vi)-4B	24-Feb-2027	2	4.250	NR(LT)
UJ210247	TASB MTN 2057D 24.2.2027 INITIAL MTNs T2(vii)-1B	24-Feb-2027	1	4.210	NR(LT)
UJ210248	TASB MTN 2057D 24.2.2027 INITIAL MTNs T2(vii)-2B	24-Feb-2027	1	4.190	NR(LT)
UJ210249	TASB MTN 2057D 24.2.2027 INITIAL MTNs T2(vii)-3B	24-Feb-2027	1	4.200	NR(LT)
UJ210250	TASB MTN 2057D 24.2.2027 INITIAL MTNs T2(vii)-4B	24-Feb-2027	1	4.250	NR(LT)
UJ210279	TASB MTN 2029D 24.2.2027 INITIAL MTNs T2(viii)-1B	24-Feb-2027	2	4.210	NR(LT)
UJ210280	TASB MTN 2029D 24.2.2027 INITIAL MTNs T2(viii)-2B	24-Feb-2027	2	4.190	NR(LT)
UJ210281	TASB MTN 2029D 24.2.2027 INITIAL MTNs T2(viii)-3B	24-Feb-2027	2	4.200	NR(LT)
UJ210282	TASB MTN 2029D 24.2.2027 INITIAL MTNs T2(viii)-4B	24-Feb-2027	2	4.250	NR(LT)
UJ210295	TASB MTN 2001D 24.2.2027 INITIAL MTNs T2(ix)-1B	24-Feb-2027	1	4.210	NR(LT)
UJ210296	TASB MTN 2001D 24.2.2027 INITIAL MTNs T2(ix)-2B	24-Feb-2027	1	4.170	NR(LT)
UJ210297	TASB MTN 2001D 24.2.2027 INITIAL MTNs T2(ix)-3B	24-Feb-2027	1	4.200	NR(LT)
UJ210298	TASB MTN 2001D 24.2.2027 INITIAL MTNs T2(ix)-4B	24-Feb-2027	1	4.250	NR(LT)
UJ210353	TASB MTN 1962D 24.2.2027 INITIAL MTNs T2(x) - 1B	24-Feb-2027	2	4.220	NR(LT)
UJ210354	TASB MTN 1962D 24.2.2027 INITIAL MTNs T2(x) - 2B	24-Feb-2027	2	4.170	NR(LT)
UJ210355	TASB MTN 1962D 24.2.2027 INITIAL MTNs T2(x) - 3B	24-Feb-2027	2	4.200	NR(LT)
UJ210356	TASB MTN 1962D 24.2.2027 INITIAL MTNs T2(x) - 4B	24-Feb-2027	2	4.250	NR(LT)
UJ210389	TASB MTN 1927D 24.2.2027 INITIAL MTNs T2(xi) - 1B	24-Feb-2027	2	4.210	NR(LT)
UJ210390	TASB MTN 1927D 24.2.2027 INITIAL MTNs T2(xi) - 2B	24-Feb-2027	2	4.170	NR(LT)
UJ210391	TASB MTN 1927D 24.2.2027 INITIAL MTNs T2(xi) - 3B	24-Feb-2027	2	4.200	NR(LT)
UJ210392	TASB MTN 1927D 24.2.2027 INITIAL MTNs T2(xi) - 4B	24-Feb-2027	2	4.250	NR(LT)
UJ210414	TASB MTN 1898D 24.2.2027 INITIAL MTNs T2(xii) - 1B	24-Feb-2027	2	4.210	NR(LT)



REGISTRATION CODE	201201022781 (1007273K)				
ISSUER NAME	<b>Turus Pesawat Sdn Berhad</b>				
INDUSTRY	FINANCIAL SERVICES				
PROFILE	Turus Pesawat Sdn Bhd ("TPSB") is a special purpose company set up to issue securities and thereafter, provide Shariah-compliant financing to Malaysian Airline System Berhad ("MAS") for the financing or the refinancing of any bridging or credit facilities undertaken in connection with the purchase of aircrafts identified by MAS. MAS is the national airline of Malaysia and is headquartered on the grounds of the Sultan Abdul Aziz Shah Airport in Subang, Selangor. MAS is also involved in other businesses which include aircraft maintenance, repair and overhaul and aircraft handling. Meanwhile, the two airline subsidiaries of MAS, Firefly and MASwings focus on serving tertiary cities and inter-Borneo flights respectively.				
FACILITY/BOND CODE	FACILITY/BOND NAME	MATURITY DATE	O/S AMT (MYR Mil)	CPN RATE (%)	RATING
201200079	TPSB RM5.311B SUKUK PROGRAMME	19-Nov-2032	5,310		
VN120393	TPSB IMTN 3.740% 18.11.2022 - Tranche No 1	18-Nov-2022	500	3.740	NR(LT)
VN130068	TPSB IMTN 3.770% 03.02.2023 - Tranche No 5	03-Feb-2023	500	3.770	NR(LT)
VN130098	TPSB IMTN 3.830% 10.03.2023 - Tranche No 8	10-Mar-2023	125	3.830	NR(LT)
VP120394	TPSB IMTN 3.930% 19.11.2024 - Tranche No 2	19-Nov-2024	500	3.930	NR(LT)
VP130069	TPSB IMTN 3.970% 05.02.2025 - Tranche No 6	05-Feb-2025	325	3.970	NR(LT)
VS120395	TPSB IMTN 4.120% 19.11.2027 - Tranche No 3	19-Nov-2027	750	4.120	NR(LT)
VS130070	TPSB IMTN 4.160% 04.02.2028 - Tranche No 7	04-Feb-2028	370	4.160	NR(LT)
VS130099	TPSB IMTN 4.220% 10.03.2028 - Tranche No 9	10-Mar-2028	240	4.220	NR(LT)
VV130100	TPSB IMTN 4.370% 11.03.2031 - Tranche No 10	11-Mar-2031	350	4.370	NR(LT)
VX120396	TPSB IMTN 4.360% 19.11.2032 - Tranche No 4	19-Nov-2032	1,650	4.360	NR(LT)

REGISTRATION CODE	196301000166 (005067M)				
ISSUER NAME	<b>UEM Edgenta Berhad</b>				
INDUSTRY	PROPERTY AND REAL ESTATE				
PROFILE	UEM Edgenta Berhad ("UEM Edgenta"), formerly known as Faber Group Berhad, was incorporated in 2014 through a merger between Faber Group Berhad, Edgenta PROPEL Berhad and Opus Group Berhad. UEM Edgenta is currently listed on the Main Market of Bursa Malaysia and is a subsidiary of UEM Group Berhad, a wholly-owned subsidiary of Khazanah Nasional Berhad. UEM Edgenta is involved in diversified businesses with three major business segments, namely infrastructure services, asset consultancy and integrated facilities management.				
FACILITY/BOND CODE	FACILITY/BOND NAME	MATURITY DATE	O/S AMT (MYR Mil)	CPN RATE (%)	RATING
201700031	UEMED RM1.0 BILLION 7 YEARS ICP & 30 YEARS IMTN PROGRAMMES	26-Apr-2047	250		
VI170151	UEMED IMTN 4.850% 26.04.2022	26-Apr-2022	250	4.850	AA- IS

REGISTRATION CODE	200801028815 (830144W)				
ISSUER NAME	<b>UEM Sunrise Berhad</b>				
INDUSTRY	PROPERTY AND REAL ESTATE				
PROFILE	Incorporated in August 2008, UEM Sunrise Berhad ("UEM Sunrise") is an investment holding company listed on the Main Market of Bursa Malaysia. The major shareholder of UEM Sunrise is UEM Group Berhad ("UEM Group"), which is in turn a wholly-owned subsidiary of Khazanah Nasional Berhad. UEM Sunrise's key subsidiaries are UEM Land Berhad ("UEM Land") and Sunrise Berhad ("Sunrise"). UEM Land is the master developer of Nusajaya in the Iskandar Development Region in Johor, while Sunrise is a property developer in the high-end property segment in Klang Valley such as Mont' Kiara.				
FACILITY/BOND CODE	FACILITY/BOND NAME	MATURITY DATE	O/S AMT (MYR Mil)	CPN RATE (%)	RATING
201200093	UEMS RM2.0B IMTN PROGRAMME	19-Dec-2042	1,960		
VK150053	UEMS IMTN 4.80% 08.04.2022 - Issue No. 6	08-Apr-2022	150	4.800	AA- IS
VG200086	UEMS IMTN 4.00% 09.06.2023 - Issue No. 10	09-Jun-2023	270	4.000	AA- IS
VG200087	UEMS IMTN 4.00% 12.06.2023 - Issue No. 11	12-Jun-2023	150	4.000	AA- IS
VG200194	UEMS IMTN 3.900% 21.09.2023 - Issue No. 12	21-Sep-2023	350	3.900	AA- IS
VI190058	UEMS IMTN 4.75% 22.03.2024 - Issue No. 7	22-Mar-2024	300	4.750	AA- IS
VH210351	UEMS IMTN 4.250% 19.09.2025 - Issue No. 15	19-Sep-2025	150	4.250	AA- IS
VI210193	UEMS IMTN 4.600% 20.05.2026 - Series No. 13	20-May-2026	300	4.600	AA- IS
VI210344	UEMS IMTN 4.400% 08.09.2026 - Issue No. 14	08-Sep-2026	290	4.400	AA- IS
201600020	UEMS RM2.0 BILLION 7 YEARS ICP & 30 YEARS IMTN PROGRAMMES	18-May-2046	1,650		
VI170391	UEMS IMTN 5.060% 09.12.2022	09-Dec-2022	300	5.060	AA- IS
VK160146	UEMS IMTN 5.000% 19.05.2023	19-May-2023	500	5.000	AA- IS
VI180304	UEMS IMTN 4.980% 31.10.2023	31-Oct-2023	100	4.980	AA- IS
VG210012	UEMS IMTN 4.000% 16.02.2024	16-Feb-2024	230	4.000	AA- IS
VK170390	UEMS IMTN 5.320% 11.12.2024	11-Dec-2024	100	5.320	AA- IS
VK180303	UEMS IMTN 5.150% 31.10.2025	31-Oct-2025	250	5.150	AA- IS
VI210013	UEMS IMTN 4.300% 16.02.2026	16-Feb-2026	170	4.300	AA- IS

REGISTRATION CODE	200401011592 (650095W)				
ISSUER NAME	<b>UiTM Solar Power Dua Sdn Berhad</b>				
INDUSTRY	INFRASTRUCTURES AND UTILITIES				
PROFILE	UiTM Solar Power Dua Sdn Bhd ("UiTM Solar 2") was incorporated on 22 April 2004 to develop and operate the photovoltaic solar power plant with a capacity of 25 MWac in Pasir Gudang, Johor. UiTM Solar 2 is a wholly-owned subsidiary of UiTM Energy & Facilities Sdn Bhd, which in turn, is a wholly-owned subsidiary of UiTM Holdings Sdn Bhd, an investment holding company of Universiti Teknologi MARA.				
FACILITY/BOND CODE	FACILITY/BOND NAME	MATURITY DATE	O/S AMT (MYR Mil)	CPN RATE (%)	RATING
202100005	UITM SOLAR DUA RM100.0 MILLION GREEN SRI SUKUK	05-Mar-2035	100		
VE210038	UITM SOLAR 2 IMTN1 3.300% 04.03.2022	04-Mar-2022	3	3.300	AA- IS
VF210037	UITM SOLAR 2 IMTN2 3.500% 03.03.2023	03-Mar-2023	5	3.500	AA- IS
VG210036	UITM SOLAR 2 IMTN3 3.700% 05.03.2024	05-Mar-2024	5	3.700	AA- IS
VH210035	UITM SOLAR 2 IMTN4 3.850% 05.03.2025	05-Mar-2025	5	3.850	AA- IS
VI210034	UITM SOLAR 2 IMTN5 3.950% 05.03.2026	05-Mar-2026	5	3.950	AA- IS
VJ210033	UITM SOLAR 2 IMTN6 4.050% 05.03.2027	05-Mar-2027	5	4.050	AA- IS
VK210032	UITM SOLAR 2 IMTN7 4.250% 03.03.2028	03-Mar-2028	5	4.250	AA- IS
VL210031	UITM SOLAR 2 IMTN8 4.350% 05.03.2029	05-Mar-2029	7	4.350	AA- IS
VM210030	UITM SOLAR 2 IMTN9 4.450% 05.03.2030	05-Mar-2030	10	4.450	AA- IS
VN210029	UITM SOLAR 2 IMTN10 4.600% 05.03.2031	05-Mar-2031	10	4.600	AA- IS
VO210028	UITM SOLAR 2 IMTN11 4.700% 05.03.2032	05-Mar-2032	10	4.700	AA- IS
VP210027	UITM SOLAR 2 IMTN12 4.800% 04.03.2033	04-Mar-2033	10	4.800	AA- IS
VQ210026	UITM SOLAR 2 IMTN13 4.900% 03.03.2034	03-Mar-2034	10	4.900	AA- IS
VR210025	UITM SOLAR 2 IMTN14 5.000% 05.03.2035	05-Mar-2035	10	5.000	AA- IS

REGISTRATION CODE	201601040672 (1211613P)				
ISSUER NAME	<b>UiTM Solar Power Sdn Berhad</b>				
INDUSTRY	INFRASTRUCTURES AND UTILITIES				
PROFILE	UiTM Solar Power Sdn Bhd ("USPSB") was incorporated on 7 December 2016. USPSB is 98% owned by UiTM Energy & Facilities Sdn Bhd, a wholly-owned subsidiary of UiTM Holdings Sdn Bhd which in turn is wholly owned by Universiti Teknologi Mara, a higher learning institution under the purview of the Ministry of Higher Education. USPSB is a project company set up to develop and operate a greenfield solar power plant with a capacity of 50.0MWac in Gambang, Pahang.				
FACILITY/BOND CODE	FACILITY/BOND NAME	MATURITY DATE	O/S AMT (MYR Mil)	CPN RATE (%)	RATING
201800020	UITM SOLAR RM240.0 MILLION GREEN SRI SUKUK	25-Apr-2036	202		
VH180175	UITM SOLAR IMTN 5.200% 27.04.2022	27-Apr-2022	10	5.200	AA- IS
VI180174	UITM SOLAR IMTN 5.300% 27.04.2023	27-Apr-2023	10	5.300	AA- IS
VJ180173	UITM SOLAR IMTN 5.400% 26.04.2024	26-Apr-2024	10	5.400	AA- IS
VK180172	UITM SOLAR IMTN 5.500% 25.04.2025	25-Apr-2025	10	5.500	AA- IS
VL180171	UITM SOLAR IMTN 5.600% 27.04.2026	27-Apr-2026	15	5.600	AA- IS
VM180170	UITM SOLAR IMTN 5.700% 27.04.2027	27-Apr-2027	15	5.700	AA- IS
VN180169	UITM SOLAR IMTN 5.800% 27.04.2028	27-Apr-2028	15	5.800	AA- IS
VO180168	UITM SOLAR IMTN 5.900% 27.04.2029	27-Apr-2029	15	5.900	AA- IS
VP180167	UITM SOLAR IMTN 6.000% 26.04.2030	26-Apr-2030	15	6.000	AA- IS
VQ180166	UITM SOLAR IMTN 6.100% 25.04.2031	25-Apr-2031	15	6.100	AA- IS
VR180165	UITM SOLAR IMTN 6.200% 27.04.2032	27-Apr-2032	15	6.200	AA- IS
VS180164	UITM SOLAR IMTN 6.300% 27.04.2033	27-Apr-2033	15	6.300	AA- IS
VT180163	UITM SOLAR IMTN 6.400% 27.04.2034	27-Apr-2034	10	6.400	AA- IS
VU180162	UITM SOLAR IMTN 6.500% 27.04.2035	27-Apr-2035	15	6.500	AA- IS
VV180161	UITM SOLAR IMTN 6.600% 25.04.2036	25-Apr-2036	17	6.600	AA- IS

REGISTRATION CODE	198201010554 (090278P)				
ISSUER NAME	<b>UMW Holdings Berhad</b>				
INDUSTRY	DIVERSIFIED HOLDINGS				
PROFILE	UMW Holdings Berhad ("UMW Holdings") is a local conglomerate listed on the Main Market of Bursa Malaysia with businesses segregated into four divisions – automotive, equipment, oil and gas services, manufacturing and engineering. UMW Holdings started off as United Motor Works, an automotive-repair shop based in Singapore, back in 1917. It subsequently ventured into Malaysia in the 1950s and currently, Permodalan Nasional Berhad (via Skim Amanah Saham Bumiputera), is the largest shareholder of UMW Holdings. The automotive-related business segment contributes majority of the revenue of UMW Holdings group through its subsidiary UMW Toyota Sdn Bhd, the sole assembler and distributor of Toyota vehicles in Malaysia.				
FACILITY/BOND CODE	FACILITY/BOND NAME	MATURITY DATE	O/S AMT (MYR Mil)	CPN RATE (%)	RATING
201300016	UMWH RM2.0 BILLION PERPETUAL IMTN SUKUK MUSHARAKAH	08-Feb-2113	2,000		
VI170180	UMWH IMTN 4.830% 22.06.2022	22-Jun-2022	400	4.830	AA+ IS
VI180259	UMWH IMTN 4.650% 13.09.2023	13-Sep-2023	200	4.650	AA+ IS
VK160294	UMWH IMTN 5.120% 04.10.2023	04-Oct-2023	150	5.120	AA+ IS
VI200292	UMWH IMTN 3.030% 05.11.2025	05-Nov-2025	400	3.030	AA+ IS
VN160295	UMWH IMTN 5.220% 02.10.2026	02-Oct-2026	200	5.220	AA+ IS
VI210433	UMWH IMTN 3.880% 24.11.2026	24-Nov-2026	650	3.880	AA+ IS
201800016	UMWH RM2 BILLION PERPETUAL SUKUK MUSHARAKAH	20-Apr-2118	1,100		
VZ180148	UMWH Perpetual Sukuk Musharakah 6.35% - Tranche 1	20-Apr-2118	1,100	6.350	AA- IS

REGISTRATION CODE	200901003738 (846665X)				
ISSUER NAME	UniTapah Sdn Berhad				
INDUSTRY	CONSTRUCTION AND ENGINEERING				
PROFILE	UniTapah Sdn Berhad ("UniTapah") had entered into a 23-year Concession Agreement with the Government of Malaysia and Universiti Teknologi MARA ("UiTM"), which assigns UniTapah the concession to design, construct and maintain the new campus for UiTM in Perak. The construction of the campus had already successfully been completed on 9 January 2014 with the issuance of a Certificate of Acceptance dated 18 January 2014 by UiTM.				
FACILITY/BOND CODE	FACILITY/BOND NAME	MATURITY DATE	O/S AMT (MYR Mil)	CPN RATE (%)	RATING
201400063	UNITAPAH RM600.0 MILLION SUKUK MURABAHAH	12-Dec-2035	350		
DL140036	UNITAPAH 5.34% Series 13 10.06.2022	10-Jun-2022	10	5.340	AA1
DL140035	UNITAPAH 5.39% Series 14 12.12.2022	12-Dec-2022	15	5.390	AA1
DM140034	UNITAPAH 5.44% Series 15 12.06.2023	12-Jun-2023	10	5.440	AA1
DM140033	UNITAPAH 5.49% Series 16 12.12.2023	12-Dec-2023	15	5.490	AA1
DN140032	UNITAPAH 5.54% Series 17 12.06.2024	12-Jun-2024	10	5.540	AA1
DN140031	UNITAPAH 5.59% Series 18 12.12.2024	12-Dec-2024	15	5.590	AA1
DO140030	UNITAPAH 5.64% Series 19 12.06.2025	12-Jun-2025	10	5.640	AA1
DO140029	UNITAPAH 5.69% Series 20 12.12.2025	12-Dec-2025	15	5.690	AA1
DP140028	UNITAPAH 5.73% Series 21 12.06.2026	12-Jun-2026	15	5.730	AA1
DP140005	UNITAPAH 5.78% Series 22 11.12.2026	11-Dec-2026	15	5.780	AA1
DQ140004	UNITAPAH 5.82% Series 23 11.06.2027	11-Jun-2027	15	5.820	AA1
DQ140027	UNITAPAH 5.87% Series 24 10.12.2027	10-Dec-2027	10	5.870	AA1
DR140026	UNITAPAH 5.92% Series 25 12.06.2028	12-Jun-2028	15	5.920	AA1
DR140025	UNITAPAH 5.96% Series 26 12.12.2028	12-Dec-2028	15	5.960	AA1
DS140024	UNITAPAH 6.01% Series 27 12.06.2029	12-Jun-2029	15	6.010	AA1
DS140023	UNITAPAH 6.05% Series 28 12.12.2029	12-Dec-2029	15	6.050	AA1
DT140022	UNITAPAH 6.10% Series 29 12.06.2030	12-Jun-2030	15	6.100	AA1
DT140021	UNITAPAH 6.15% Series 30 12.12.2030	12-Dec-2030	15	6.150	AA1
DU140012	UNITAPAH 6.19% Series 31 12.06.2031	12-Jun-2031	15	6.190	AA1
DU140011	UNITAPAH 6.24% Series 32 12.12.2031	12-Dec-2031	15	6.240	AA1
DV140010	UNITAPAH 6.28% Series 33 11.06.2032	11-Jun-2032	15	6.280	AA1
DV140009	UNITAPAH 6.33% Series 34 10.12.2032	10-Dec-2032	15	6.330	AA1
DW140008	UNITAPAH 6.38% Series 35 10.06.2033	10-Jun-2033	15	6.380	AA1
DW140007	UNITAPAH 6.42% Series 36 12.12.2033	12-Dec-2033	15	6.420	AA1
DX140006	UNITAPAH 6.47% Series 37 12.06.2034	12-Jun-2034	15	6.470	AA1

REGISTRATION CODE	200601019895 (739648W)				
ISSUER NAME	<b>United Growth Berhad</b>				
INDUSTRY	DIVERSIFIED HOLDINGS				
PROFILE	United Growth Berhad, a wholly-owned subsidiary of UEM Group Berhad ("UEM"), is a special purpose vehicle set up for the purpose of issuing Islamic Medium Term Notes. Starting out as United Engineers (Malaysia) Limited in 1966, UEM has grown over the years to become an engineering-based conglomerate with businesses in expressways, engineering and construction, township and property development as well as asset and facility management. UEM is currently a wholly-owned subsidiary of Khazanah Nasional Berhad, the investment arm of the Government of Malaysia.				
FACILITY/BOND CODE	FACILITY/BOND NAME	MATURITY DATE	O/S AMT (MYR Mil)	CPN RATE (%)	RATING
201200031	UNITED GROWTH RM2.2 BILLION IMTN PROGRAMME	20-Jun-2042	100		
VN120219	UGB IMTN 4.73% 21.06.2022 - Issue No. 1	21-Jun-2022	100	4.730	AA2

REGISTRATION CODE	196101000080 (004131M)				
ISSUER NAME	<b>United Malayan Land Berhad</b>				
INDUSTRY	PROPERTY AND REAL ESTATE				
PROFILE	United Malayan Land Berhad ("UMLB") is an investment holding company incorporated in March 1961. It is principally engaged in property development, lifestyle, hospitality and construction businesses, with property development as its core business. UMLB operates two development divisions, namely the Township and Niche Divisions through its subsidiaries and jointly controlled entities. The Township Division has several mixed township developments located in Johor and Selangor, while the Niche Division has completed a number of residential developments in Kuala Lumpur and Johor.				
FACILITY/BOND CODE	FACILITY/BOND NAME	MATURITY DATE	O/S AMT (MYR Mil)	CPN RATE (%)	RATING
202000001	UMLB RM1.0B MEDIUM TERM NOTES PROGRAMME	21-Jan-2050	485		
UF200017	UMLB MTN 730D 21.1.2022 Tranche 2 Series 2	21-Jan-2022	3	4.320	NR(LT)
UF200027	UMLB MTN 730D 21.1.2022 Tranche 1 Series 2	21-Jan-2022	12	4.320	NR(LT)
UG200015	UMLB MTN 1094D 20.1.2023 Tranche 2 Series 3	20-Jan-2023	6	4.320	NR(LT)
UG200026	UMLB MTN 1094D 20.1.2023 Tranche 1 Series 3	20-Jan-2023	24	4.320	NR(LT)
UH200024	UMLB MTN 1461D 22.1.2024 Tranche 1 Series 4	22-Jan-2024	24	4.320	NR(LT)
UH200014	UMLB MTN 1461D 22.1.2024 Tranche 2 Series 4	22-Jan-2024	6	4.320	NR(LT)
UI200013	UMLB MTN 1827D 22.1.2025 Tranche 2 Series 5	22-Jan-2025	8	4.320	NR(LT)
UI200023	UMLB MTN 1827D 22.1.2025 Tranche 1 Series 5	22-Jan-2025	32	4.320	NR(LT)
UJ200012	UMLB MTN 2192D 22.1.2026 Tranche 2 Series 6	22-Jan-2026	8	4.320	NR(LT)
UJ200022	UMLB MTN 2192D 22.1.2026 Tranche 1 Series 6	22-Jan-2026	32	4.320	NR(LT)
UK200011	UMLB MTN 2557D 22.1.2027 Tranche 2 Series 7	22-Jan-2027	10	4.320	NR(LT)
UK200021	UMLB MTN 2557D 22.1.2027 Tranche 1 Series 7	22-Jan-2027	40	4.320	NR(LT)

FACILITY/BOND CODE	FACILITY/BOND NAME	MATURITY DATE	O/S AMT (MYR Mil)	CPN RATE (%)	RATING
UL200019	UMLB MTN 2921D 21.1.2028 Tranche 1 Series 8	21-Jan-2028	40	4.320	NR(LT)
UL200010	UMLB MTN 2921D 21.1.2028 Tranche 2 Series 8	21-Jan-2028	10	4.320	NR(LT)
UM200009	UMLB MTN 3288D 22.1.2029 Tranche 2 Series 9	22-Jan-2029	10	4.320	NR(LT)
UM200018	UMLB MTN 3288D 22.1.2029 Tranche 1 Series 9	22-Jan-2029	40	4.320	NR(LT)
UN200008	UMLB MTN 3653D 22.1.2030 Tranche 2 Series 10	22-Jan-2030	36	4.320	NR(LT)
UN200016	UMLB MTN 3653D 22.1.2030 Tranche 1 Series 10	22-Jan-2030	144	4.320	NR(LT)

<b>REGISTRATION CODE</b>	199301017069 (271809K)				
<b>ISSUER NAME</b>	<b>United Overseas Bank (Malaysia) Berhad</b>				
<b>INDUSTRY</b>	FINANCIAL SERVICES				
<b>PROFILE</b>	United Overseas Bank (Malaysia) Berhad ("UOBM") provides an array of commercial and personal financial services which covers commercial lending, investment banking, treasury, trade services, cash management, wealth management and insurance. UOBM is a wholly-owned subsidiary of United Overseas Bank Limited, Singapore ("UOB Singapore"). UOB Singapore is the third largest commercial bank in Singapore by asset size and has operations in Malaysia, Indonesia, Thailand and China.				
FACILITY/BOND CODE	FACILITY/BOND NAME	MATURITY DATE	O/S AMT (MYR Mil)	CPN RATE (%)	RATING
201800037	Medium Term Notes (MTN) Programme of RM8.0 billion in nominal value for the issuance of Subordinated MTNs and /or Senior MTNs	25-Jul-2118	1,350		
UN180089	UOBM 4.80% 25.07.2028	25-Jul-2028	600	4.800	AA1
UN200153	UOBM MTN 3.00% 02.8.2030	02-Aug-2030	750	3.000	AA1

<b>REGISTRATION CODE</b>	201801045610 (1307642V)				
<b>ISSUER NAME</b>	<b>Urusharta Jamaah Sdn Berhad</b>				
<b>INDUSTRY</b>	FINANCIAL SERVICES				
<b>PROFILE</b>	Urusharta Jamaah Sdn Berhad is a special purpose vehicle owned by the Ministry of Finance that was incorporated on 14 December 2018 with the purpose of rehabilitating the assets transferred from Lembaga Tabung Haji and restructuring them.				
FACILITY/BOND CODE	FACILITY/BOND NAME	MATURITY DATE	O/S AMT (MYR Mil)	CPN RATE (%)	RATING
201900031	UJSB RM27.56 Billion Sukuk Murabahah	31-May-2119	27,302		
VK190099	UJSB IMTN 0.000% 29.05.2026 - Series 1	29-May-2026	12,955	0.000	NR(LT)
VN190098	UJSB IMTN 0.000% 30.05.2029 - Series 2	30-May-2029	14,348	0.000	NR(LT)



REGISTRATION CODE	200701011861 (769866V)				
ISSUER NAME	<b>UZMA Berhad</b>				
INDUSTRY	INDUSTRIAL PRODUCTS				
PROFILE	UZMA Berhad ("UZMA") was incorporated on 17 April 2007 and was listed on the Main Market of Bursa Malaysia on 29 July 2008. UZMA is an integrated regional oil and gas service and equipment company that is principally involved in the provision of solutions to the exploration, development and production value chain of the oil and gas upstream sector, as well as operations and maintenance of the oil and gas downstream sector.				
FACILITY/BOND CODE	FACILITY/BOND NAME	MATURITY DATE	O/S AMT (MYR Mil)	CPN RATE (%)	RATING
202100021	UZMA PERPETUAL SUKUK MUSHARAKAH RM300.0 MILLION	30-Apr-2121	42		
VZ210160	UZMA BERHAD IMTN 6.30% 30.04.2121 (Tranche 1)	30-Apr-2121	42	6.300	NR(LT)

REGISTRATION CODE	201801018773 (1280789X)				
ISSUER NAME	<b>Uzma Integrasi Padu Berhad</b>				
INDUSTRY	INDUSTRIAL PRODUCTS				
PROFILE	Uzma Integrasi Padu Berhad was incorporated on 21 May 2018 for the purpose of raising funds for its parent company, Uzma Berhad ("Uzma"). Uzma, a listed entity on the Main Market of Bursa Malaysia, is primarily involved in the provision of oil and gas services to the upstream sectors (exploration, development and production process) and downstream sectors (facilities/plant construction, operations and maintenance process).				
FACILITY/BOND CODE	FACILITY/BOND NAME	MATURITY DATE	O/S AMT (MYR Mil)	CPN RATE (%)	RATING
201800046	UZMA INTEGRASI PADU RM1.0 BILLION UNRATED IMTN SUKUK WAKALAH	26-Sep-2033	200		
VH180269	UIPB IMTN Floating Rate 28.03.2022	28-Mar-2022	25	4.100	NR(LT)
VH180268	UIPB IMTN Floating Rate 26.09.2022	26-Sep-2022	25	4.100	NR(LT)
VI180267	UIPB IMTN Floating Rate 24.03.2023	24-Mar-2023	25	4.100	NR(LT)
VI180266	UIPB IMTN Floating Rate 26.09.2023	26-Sep-2023	25	4.100	NR(LT)
VJ180265	UIPB IMTN Floating Rate 26.03.2024	26-Mar-2024	25	4.200	NR(LT)
VJ180264	UIPB IMTN Floating Rate 26.09.2024	26-Sep-2024	25	4.200	NR(LT)
VK180263	UIPB IMTN Floating Rate 26.03.2025	26-Mar-2025	25	4.200	NR(LT)
VK180262	UIPB IMTN Floating Rate 26.09.2025	26-Sep-2025	25	4.200	NR(LT)

REGISTRATION CODE	201801000047 (1262059M)				
ISSUER NAME	<b>Viva Solar Sdn Berhad</b>				
INDUSTRY	TRADING & SERVICES				
PROFILE	Viva Solar Sdn Bhd ("Viva Solar") was incorporated on 2 January 2018 and is a project company set up to operate and maintain the ground-mounted solar photovoltaic power plant in Sik, Kedah. Cypark Ref Sdn Bhd, a wholly-owned indirect subsidiary of Cypark Resources Berhad, is the appointed turnkey contractor and special-purpose vehicle set up to raise financing for Viva Solar.				
FACILITY/BOND CODE	FACILITY/BOND NAME	MATURITY DATE	O/S AMT (MYR Mil)	CPN RATE (%)	RATING
202100044	VIVA SOLAR RM8.0 MILLION RCUIDS 22 YRS	12-Aug-2043	8		
FZ210001	VIVA SOLAR RCUIDS 12.08.2043	12-Aug-2043	8	0.000	NR(LT)

REGISTRATION CODE	201101002327 (930464M)				
ISSUER NAME	<b>WCT Holdings Berhad</b>				
INDUSTRY	CONSTRUCTION AND ENGINEERING				
PROFILE	Pursuant to an internal reorganisation exercise within WCT Berhad Group ("the Group") in 2013 to separate its construction activities and property-related activities, WCT Holdings Berhad ("WCT Holdings"), which was incorporated on 21 January 2011, acquired 100% equity in WCT Sdn Bhd and WCT Land Sdn Bhd, the construction arm and property arm of the Group respectively. WCT Holdings Berhad had then assumed all rights and obligations of WCT Berhad as well as its listing status on the Main Market of Bursa Malaysia. WCT Holdings provides management services to its subsidiaries and associated companies while its subsidiaries are mainly involved in civil engineering works specialising in earthworks, highway construction, building and related infrastructure works, investment and property holding as well as management activities. Headquartered in Glenmarie, Shah Alam, WCT Holdings has presence in seven countries which include, among others, India, United Arab Emirates and Vietnam.				
FACILITY/BOND CODE	FACILITY/BOND NAME	MATURITY DATE	O/S AMT (MYR Mil)	CPN RATE (%)	RATING
201400052	WCT HOLDINGS BHD - RM1.5 BILLION SUKUK MURABAHAH PROGRAMME	23-Oct-2029	1,210		
VI170157	WCT IMTN 5.320% 11.05.2022	11-May-2022	200	5.320	AA- IS
VL140351	WCT IMTN 5.050% 21.10.2022	21-Oct-2022	200	5.050	AA- IS
VM140350	WCT IMTN 5.170% 23.10.2023	23-Oct-2023	300	5.170	AA- IS
VK180001	WCT IMTN 5.550% 03.01.2025	03-Jan-2025	100	5.550	AA- IS
VK180075	WCT IMTN 5.550% 21.02.2025	21-Feb-2025	100	5.550	AA- IS
VL180149	WCT IMTN 5.650% 20.04.2026	20-Apr-2026	310	5.650	AA- IS
201900056	WCT HOLDINGS BERHAD RM1.0 BILLION PERPETUAL SUKUK MUSHARAKAH	27-Sep-2119	822		
VZ200021	WCT IMTN 5.700% 03.03.2119 (Series 2)	03-Mar-2119	205	5.700	A IS
VZ190191	WCT IMTN 6.000% 27.09.2119(Series 1 Tranche 2)	27-Sep-2119	335	6.000	A IS
VZ190190	WCT IMTN 5.800% 27.09.2119 (Series 1 Tranche 1)	27-Sep-2119	282	5.800	A IS

REGISTRATION CODE	200201003726 (571389H)				
ISSUER NAME	<b>Webe Digital Sdn Berhad</b>				
INDUSTRY	INFRASTRUCTURES AND UTILITIES				
PROFILE	Formerly known as Packet One Networks (Malaysia) Sdn Berhad, WEBE Digital Sdn Berhad ("WEBE") is a provider of last-mile broadband network infrastructure facilities and services in Malaysia. In 2016, Packet One was renamed to WEBE and rebranded as a community-driven digital mobility service provider. WEBE's shareholders consist of Telekom Malaysia ("TM"), Green Packet and SK Telecom with TM being the majority shareholder in the company. TM is Malaysia's national telecommunications company and is listed on the Main Market of Bursa Malaysia since 1990.				
FACILITY/BOND CODE	FACILITY/BOND NAME	MATURITY DATE	O/S AMT (MYR Mil)	CPN RATE (%)	RATING
201500040	WEBE DIGITAL RM1.65 BILLION CONVERTIBLE MTNS PROGRAMME	15-Sep-2031	1,240		
UL150071	WEBE DIGITAL MTN 2922D 15.9.2023 - MTN 1	15-Sep-2023	250	1.000	NR(LT)
UL160110	WEBE DIGITAL MTN 1.00% 06.9.2024 - MTN 2	06-Sep-2024	495	1.000	NR(LT)
UL170147	WEBE DIGITAL MTN 1.00% 26.9.2025 - MTN 3	26-Sep-2025	495	1.000	NR(LT)

REGISTRATION CODE	199501010689 (339890P)				
ISSUER NAME	<b>West Coast Expressway Sdn Berhad</b>				
INDUSTRY	INFRASTRUCTURES AND UTILITIES				
PROFILE	West Coast Expressway Sdn Bhd ("WCESB") was awarded the right to undertake the design, construction, operation and maintenance of the West Coast Expressway ("WCE") via a 50-year Concession Agreement that was inked between WCESB and the Government of Malaysia in 2013. The 315.8km WCE, which links the west coast of Peninsular Malaysia from Banting, Selangor to Changkat Jering in Taiping, Perak, is the second longest inter-state tolled expressway after the North-South Expressway. WCESB's ultimate shareholder, IJM Corporation Berhad holds a 40.6% effective ownership in WCESB through Kumpulan Europlus Berhad and Road Builder (M) Holdings Berhad.				
FACILITY/BOND CODE	FACILITY/BOND NAME	MATURITY DATE	O/S AMT (MYR Mil)	CPN RATE (%)	RATING
201500037	RM1.0 BILLION SUKUK MURABAHAH PROGRAMME	28-Aug-2036	650		
VP150181	WCE IMTN 4.950% 27.08.2027	27-Aug-2027	40	4.950	AAA (BG)
VQ150184	WCE IMTN 5.000% 28.08.2028	28-Aug-2028	50	5.000	AAA (BG)
VR150183	WCE IMTN 5.040% 28.08.2029	28-Aug-2029	45	5.040	AAA (BG)
VS150182	WCE IMTN 5.080% 28.08.2030	28-Aug-2030	45	5.080	AAA (BG)
VT150190	WCE IMTN 5.120% 28.08.2031	28-Aug-2031	55	5.120	AAA (BG)
VU150189	WCE IMTN 5.160% 27.08.2032	27-Aug-2032	65	5.160	AAA (BG)
VV150188	WCE IMTN 5.200% 26.08.2033	26-Aug-2033	65	5.200	AAA (BG)
VW150187	WCE IMTN 5.240% 28.08.2034	28-Aug-2034	95	5.240	AAA (BG)
VX150186	WCE IMTN 5.290% 28.08.2035	28-Aug-2035	95	5.290	AAA (BG)
VY150185	WCE IMTN 5.330% 28.08.2036	28-Aug-2036	95	5.330	AAA (BG)
201600034	WCE RM1.98 BILLION MURABAHAH STOCKS PROGRAMME	12-Jul-2056	1,250		
PZ210009	WCE 10.000% 12.07.2056 (Issue No. 20)	12-Jul-2056	7	10.000	NR(LT)
PZ210010	WCE 10.000% 12.07.2056 (Issue No. 21)	12-Jul-2056	10	10.000	NR(LT)
PZ210007	WCE 10.000% 12.07.2056 (Issue No. 19)	12-Jul-2056	5	10.000	NR(LT)
PZ210005	WCE 10.000% 12.07.2056 (Issue No. 18)	12-Jul-2056	16	10.000	NR(LT)
PZ210004	WCE 10.000% 12.07.2056 (Issue No. 17)	12-Jul-2056	13	10.000	NR(LT)
PZ170010	WCE 10.000% 12.07.2056	12-Jul-2056	8	10.000	NR(LT)
PZ170001	WCE 10.000% 12.07.2056	12-Jul-2056	80	10.000	NR(LT)
PZ160010	WCE 10.000% 12.07.2056	12-Jul-2056	1	10.000	NR(LT)
DZ210004	WCE 10.000% 12.07.2056 (Issue No.16)	12-Jul-2056	12	10.000	NR(LT)
DZ210003	WCE 10.000% 12.07.2056	12-Jul-2056	14	10.000	NR(LT)
DZ210002	WCE 10.000% 12.07.2056	12-Jul-2056	7	10.000	NR(LT)
DZ210001	WCE 10.000% 12.07.2056	12-Jul-2056	11	10.000	NR(LT)
DZ200006	WCE 10.000% 12.07.2056	12-Jul-2056	21	10.000	NR(LT)
DZ200005	WCE 10.000% 12.07.2056	12-Jul-2056	8	10.000	NR(LT)

FACILITY/BOND CODE	FACILITY/BOND NAME	MATURITY DATE	O/S AMT (MYR Mil)	CPN RATE (%)	RATING
DZ200004	WCE 10.000% 12.07.2056	12-Jul-2056	138	10.000	NR(LT)
DZ190010	WCE 10.000% 12.07.2056	12-Jul-2056	304	10.000	NR(LT)
DZ190002	WCE 10.000% 12.07.2056	12-Jul-2056	44	10.000	NR(LT)
DZ180008	WCE 10.000% 12.07.2056	12-Jul-2056	5	10.000	NR(LT)
DZ180006	WCE 10.000% 12.07.2056	12-Jul-2056	498	10.000	NR(LT)
DZ180001	WCE 10.000% 12.07.2056	12-Jul-2056	27	10.000	NR(LT)
DZ170003	WCE 10.000% 12.07.2056	12-Jul-2056	23	10.000	NR(LT)
201500037_1	RM1.0 BILLION SUKUK MURABAHAH PROGRAMME	28-Aug-2036	350		
VP150180	WCE IMTN 5.000% 27.08.2027	27-Aug-2027	25	5.000	AAA (FG)
VQ150179	WCE IMTN 5.050% 28.08.2028	28-Aug-2028	20	5.050	AAA (FG)
VR150178	WCE IMTN 5.090% 28.08.2029	28-Aug-2029	25	5.090	AAA (FG)
VS150177	WCE IMTN 5.130% 28.08.2030	28-Aug-2030	30	5.130	AAA (FG)
VT150176	WCE IMTN 5.170% 28.08.2031	28-Aug-2031	30	5.170	AAA (FG)
VU150175	WCE IMTN 5.210% 27.08.2032	27-Aug-2032	30	5.210	AAA (FG)
VV150174	WCE IMTN 5.250% 26.08.2033	26-Aug-2033	40	5.250	AAA (FG)
VW150173	WCE IMTN 5.290% 28.08.2034	28-Aug-2034	50	5.290	AAA (FG)
VX150172	WCE IMTN 5.340% 28.08.2035	28-Aug-2035	50	5.340	AAA (FG)
VY150171	WCE IMTN 5.380% 28.08.2036	28-Aug-2036	50	5.380	AAA (FG)

REGISTRATION CODE	199001001164 (192725V)				
ISSUER NAME	<b>Westports Malaysia Sdn Berhad</b>				
INDUSTRY	INFRASTRUCTURES AND UTILITIES				
PROFILE	Formerly known as Kelang Multi Terminal Sdn Bhd, Westports Malaysia Sdn Berhad ("Westports") was incorporated in January 1990 and was awarded a 30-year concession/lease agreement to operate one of two terminals in Port Klang. The initial expiry date of the Concession Agreement was July 2024 but was subsequently extended by another 30 years subjected to certain conditions in relation to land reclamation and incidental works as well as construction works for its Container Terminal No. 6 to Container Terminal No. 9. Situated in Pulau Indah, Klang and fronting the natural deep waters of the Straits of Malacca, Westports operates five container terminals and five conventional terminals, which handle all types of cargoes in containers, break bulk, dry bulk, liquid bulk and roll-on-roll-off cargoes. The major shareholders of Westports are Pembinaan Redzai Sdn Bhd, a privately-owned Malaysian company which has been involved in major infrastructure and property development projects, and South Port Investment Holdings Ltd, a wholly-owned subsidiary of Hong Kong-based Hutchison Port Holdings Ltd, the largest port operator in the world.				
FACILITY/BOND CODE	FACILITY/BOND NAME	MATURITY DATE	O/S AMT (MYR Mil)	CPN RATE (%)	RATING
201100025	WESTPORTS 20YRS RM2.0B SUKUK MUSYARAKAH	02-May-2031	1,150		
VL140093	WESTPORTS IMTN 4.68% 01.04.2022	01-Apr-2022	75	4.680	AAA
VO110051	WESTPORTS IMTN 5.1% 03.05.2022	29-Apr-2022	50	5.100	AAA
VI170394	WESTPORTS IMTN 4.580% 13.12.2022	13-Dec-2022	50	4.580	AAA
VM140092	WESTPORTS IMTN 4.750% 03.04.2023	03-Apr-2023	75	4.750	AAA
VP110052	WESTPORTS IMTN 5.15% 03.05.2023	03-May-2023	50	5.150	AAA
VN140091	WESTPORTS IMTN 4.85% 03.04.2024	03-Apr-2024	50	4.850	AAA
VQ110053	WESTPORTS IMTN 5.250% 03.05.2024	03-May-2024	50	5.250	AAA
VO130252	WESTPORTS IMTN 4.580% 23.10.2024	23-Oct-2024	25	4.580	AAA
VP130115	WESTPORTS IMTN 4.430% 01.04.2025	01-Apr-2025	25	4.430	AAA
VR110054	WESTPORTS IMTN 5.320% 02.05.2025	02-May-2025	100	5.320	AAA
VP130251	WESTPORTS IMTN 4.680% 23.10.2025	23-Oct-2025	50	4.680	AAA
VQ130116	WESTPORTS IMTN 4.480% 01.04.2026	01-Apr-2026	25	4.480	AAA
VS110055	WESTPORTS IMTN 5.380% 30.04.2026	30-Apr-2026	150	5.380	AAA
VQ130250	WESTPORTS IMTN 4.760% 23.10.2026	23-Oct-2026	50	4.760	AAA
VR130117	WESTPORTS IMTN 4.530% 01.04.2027	01-Apr-2027	50	4.530	AAA
VR130249	WESTPORTS IMTN 4.840% 22.10.2027	22-Oct-2027	50	4.840	AAA
VN170395	WESTPORTS IMTN 4.900% 13.12.2027	13-Dec-2027	50	4.900	AAA
VS130118	WESTPORTS IMTN 4.580% 31.03.2028	31-Mar-2028	150	4.580	AAA
VS130248	WESTPORTS IMTN 4.900% 23.10.2028	23-Oct-2028	25	4.900	AAA

REGISTRATION CODE	199301004410 (259147A)				
ISSUER NAME	<b>Yinson Holdings Berhad</b>				
INDUSTRY	INDUSTRIAL PRODUCTS				
PROFILE	Yinson Holdings Berhad ("YHB") was incorporated on 9 March 1993 and it is a listed entity on the Main Market of Bursa Malaysia. YHB is a leading Floating, Production, Storage and Offloading service provider to the global offshore oil and gas sector and offshore marine business. The group has further ventured into renewable energy and green technologies segments in 2019 and 2020 respectively, aiming to become a clean energy provider and to enable the global transition to a carbon free environment.				
FACILITY/BOND CODE	FACILITY/BOND NAME	MATURITY DATE	O/S AMT (MYR Mil)	CPN RATE (%)	RATING
202100059	YINSON HOLDINGS BERHAD RM1.0 BILLION PERPETUAL SUKUK WAKALAH PROGRAMME	05-Dec-2121	1,000		
VI210461	YHB SUKUK WAKALAH 5.55% 07.12.2026	07-Dec-2026	1,000	5.550	A+ IS

REGISTRATION CODE	201401027169 (1103259V)				
ISSUER NAME	<b>Yinson TMC Sdn Berhad</b>				
INDUSTRY	INDUSTRIAL PRODUCTS				
PROFILE	Yinson TMC Sdn Berhad ("Yinson TMC") is a wholly-owned subsidiary of Yinson Holdings Berhad ("Yinson") and was established to provide cash financing, debt management, investment services and financial risk management within the Yinson Group. Yinson is a public limited liability company that is listed on the Main Market of Bursa Malaysia. Starting as a transport agency partnership business in Johor Bahru in 1983, Yinson's businesses have expanded to include offshore support services as well as commodity trading.				
FACILITY/BOND CODE	FACILITY/BOND NAME	MATURITY DATE	O/S AMT (MYR Mil)	CPN RATE (%)	RATING
201800024	YINSON TMC RM1.5B PERPETUAL SUKUK PROGRAMME	06-May-2118	950		
VZ180189	YINSON TMC Perpetual (Senior)	06-May-2118	950	6.800	NR(LT)

REGISTRATION CODE	200101026228 (561986V)				
ISSUER NAME	<b>YNH Property Berhad</b>				
INDUSTRY	PROPERTY AND REAL ESTATE				
PROFILE	YNH Property Berhad ("YNH") was incorporated on 18 October 2001 as an investment holding company. Listed on the Main Market of Bursa Malaysia, the two segments that YNH operates in are property development, and hotel and hospitality.				
FACILITY/BOND CODE	FACILITY/BOND NAME	MATURITY DATE	O/S AMT (MYR Mil)	CPN RATE (%)	RATING
201900047	YNHP RM750.0M PERPETUAL SECURITIES PROGRAMME	07-Aug-2119	350		
PZ200008	YNHP 6.850% PERPETUAL SECURITIES - TRANCHE NO 2	07-Aug-2119	87	6.850	NR(LT)
PZ190009	YNHP 6.850% PERPETUAL SECURITIES - TRANCHE NO 1	07-Aug-2119	263	6.850	NR(LT)

REGISTRATION CODE	198201012898 (092647H)				
ISSUER NAME	<b>YTL Corporation Berhad</b>				
INDUSTRY	DIVERSIFIED HOLDINGS				
PROFILE	YTL Corporation Berhad ("YTL Corp") was incorporated in November 1982 and was listed on the Main Market of Bursa Malaysia in April 1985, and subsequently, the Tokyo Stock Exchange in February 1996. YTL Corp has diversified interests in power generation and transmission, water and sewerage services, cement manufacturing, property investment and development, construction, hotels, telecommunications and information technology. YTL Corp's major shareholders are Yeoh Tiong Lay & Sons Holdings Sdn Bhd and the Employees Provident Fund.				
FACILITY/BOND CODE	FACILITY/BOND NAME	MATURITY DATE	O/S AMT (MYR Mil)	CPN RATE (%)	RATING
201300034	YTL CORPORATION BHD RM2.0 BILLION 25-YRS MTN	23-Apr-2038	2,000		
UN130048	YTL CORP MTN 3652D 25.4.2023	25-Apr-2023	1,000	4.380	AA1
UN160125	YTL CORP MTN 3652D 11.11.2026	11-Nov-2026	500	4.630	AA1
UX160124	YTL CORP MTN 7305D 11.11.2036	11-Nov-2036	500	5.150	AA1
201900034	YTL CORP RM5.0 BILLION 25-YRS MTN & 7-YRS CP PROGRAMME	24-Jun-2044	1,240		
UG200180	YTL CORP MTN 1095D 04.9.2023	04-Sep-2023	240	3.100	AA1
UN200150	YTL CORP MTN 3652D 24.7.2030	24-Jul-2030	500	3.650	AA1
US190226	YTL CORP MTN 5477D 23.6.2034	23-Jun-2034	500	4.600	AA1

REGISTRATION CODE	199601034332 (406684H)				
ISSUER NAME	<b>YTL Power International Berhad</b>				
INDUSTRY	INFRASTRUCTURES AND UTILITIES				
PROFILE	YTL Power International Berhad ("YTLPI") is the investment holding company and utilities arm of YTL Corporation Berhad, which holds a 51.35%-stake in YTLPI. YTLPI, through its group of subsidiaries, is involved in businesses spanning across Malaysia, the United Kingdom, Indonesia, Australia as well as Singapore. YTLPI's subsidiaries are involved in power generation and transmission, water and sewerage services as well as telecommunications.				
FACILITY/BOND CODE	FACILITY/BOND NAME	MATURITY DATE	O/S AMT (MYR Mil)	CPN RATE (%)	RATING
201100058	YTL POWER INTL RM5.0 BILLION 25-YRS MTN	25-Aug-2036	3,270		
UN120032	YTL POWER MTN 3651D 10.6.2022	10-Jun-2022	470	4.550	AA1
UN130032	YTL POWER MTN 3651D 24.3.2023	24-Mar-2023	1,000	4.490	AA1
UI180163	YTL POWER MTN 1826D 24.8.2023	24-Aug-2023	500	4.650	AA1
UN140148	YTL POWER MTN 3651D 11.10.2024	11-Oct-2024	700	4.950	AA1
US130057	YTL POWER MTN 5479D 14.6.2028	14-Jun-2028	100	4.618	AA1
UN180162	YTL POWER MTN 3653D 24.8.2028	24-Aug-2028	500	4.990	AA1
201700032	YTLPI RM2.5 BILLION 10-YEARS SUKUK MURABAHAH	03-May-2027	2,500		
VN170154	YTL POWER IMTN 5.050% 03.05.2027	03-May-2027	2,500	5.050	AA1



<b>REGISTRATION CODE</b>	201401007497 (1083575K)				
<b>ISSUER NAME</b>	<b>YTL REIT MTN Sdn Berhad</b>				
<b>INDUSTRY</b>	PROPERTY AND REAL ESTATE				
<b>PROFILE</b>	YTL REIT MTN Sdn Berhad is a special purpose company incorporated for the purpose of raising funding on behalf of YTL Hospitality REIT ("YTL Hospitality" or "the REIT"), a real estate investment trust listed on the Main Market of Bursa Malaysia since 16 December 2005. YTL Hospitality's principal business is to own and invest in real estate and real estate-related assets, whether directly or indirectly. The REIT's Malaysian properties include the JW Marriott Kuala Lumpur, The Ritz-Carlton Kuala Lumpur, The Residences at The Ritz-Carlton Kuala Lumpur, Pangkor Laut Resort, Tanjong Jara Resort, Cameron Highlands Resort, as well as the Vistana chain of hotels in Kuala Lumpur, Penang and Kuantan. Its international portfolio comprises Hilton Niseko Village in Japan as well as the Sydney Harbour, Brisbane and Melbourne Marriott hotels in Australia.				
<b>FACILITY/BOND CODE</b>	<b>FACILITY/BOND NAME</b>	<b>MATURITY DATE</b>	<b>O/S AMT (MYR Mil)</b>	<b>CPN RATE (%)</b>	<b>RATING</b>
201600023	YTLREITMTN 25 YRS 1,650 Million MTN	24-May-2041	810		
UG190193	YTL REIT MTN MTN 1095D 23.5.2022	23-May-2022	10	4.780	NR(LT)
UI170084	YTL REIT MTN MTN 1826D 23.5.2022	23-May-2022	65	5.050	NR(LT)
UI170174	YTL REIT MTN MTN 1826D 23.11.2022	23-Nov-2022	265	4.950	NR(LT)
UH190235	YTL REIT MTN MTN 1461D 28.6.2023	28-Jun-2023	85	4.700	NR(LT)
UK170172	YTL REIT MTN FLOATING RATE MTN 2555D 01.11.2024	01-Nov-2024	385	3.270	NR(LT)

<b>REGISTRATION CODE</b>	201801021828 (1283847P)				
<b>ISSUER NAME</b>	<b>Zamarad Assets Berhad</b>				
<b>INDUSTRY</b>	FINANCIAL SERVICES				
<b>PROFILE</b>	Zamarad Assets Berhad ("Zamarad") was incorporated on 13 June 2018 as a special purpose vehicle to undertake securitisation of personal-financing originated through the business partners of RCE Marketing Sdn Bhd. The personal-financing facilities, which are extended to civil servants, are repaid via non-discretionary salary deductions processed by the Accountant General's Department and Angkatan Koperasi Kebangsaan Malaysia Berhad.				
<b>FACILITY/BOND CODE</b>	<b>FACILITY/BOND NAME</b>	<b>MATURITY DATE</b>	<b>O/S AMT (MYR Mil)</b>	<b>CPN RATE (%)</b>	<b>RATING</b>
201900017	ZAMARAD SUKUK MURABAHAH PROGRAMME - CLASS A (FIRST TRANCHE)	27-Mar-2119	160		
VG190063	ZAMARAD ABS-IMTN 25.03.2022 (Class A - Series 2)	25-Mar-2022	60	4.700	AAA
VI190064	ZAMARAD ABS-IMTN 27.03.2024 (Class A - Series 3)	27-Mar-2024	50	4.850	AAA
VK190065	ZAMARAD ABS-IMTN 27.03.2026 (Class A - Series 4)	27-Mar-2026	50	5.000	AAA
201900018	ZAMARAD SUKUK MURABAHAH PROGRAMME - CLASS B (FIRST TRANCHE)	27-Mar-2119	45		
VM190066	ZAMARAD ABS-IMTN 27.09.2027 (Class B)	27-Sep-2027	45	5.500	AAA
201900019	ZAMARAD SUKUK MURABAHAH PROGRAMME - CLASS C (FIRST TRANCHE)	27-Mar-2119	25		
VM190067	ZAMARAD ABS-IMTN 27.09.2027 (Class C)	27-Sep-2027	25	33.000	NR(LT)
201900040	ZAMARAD SUKUK MURABAHAH PROGRAMME - CLASS A (SECOND TRANCHE)	26-Jul-2119	70		
VG190123	ZAMARAD ABS-IMTN 26.07.2022 (Class A S2 Tranche 2)	26-Jul-2022	25	4.300	AAA



FACILITY/BOND CODE	FACILITY/BOND NAME	MATURITY DATE	O/S AMT (MYR Mil)	CPN RATE (%)	RATING
VI190124	ZAMARAD ABS-IMTN 26.07.2024 (Class A S3 Tranche 2)	26-Jul-2024	25	4.450	AAA
VK190125	ZAMARAD ABS-IMTN 24.07.2026 (Class A S4 Tranche 2)	24-Jul-2026	20	4.600	AAA
201900041	ZAMARAD SUKUK MURABAHAH PROGRAMME - CLASS B (SECOND TRANCHE)	26-Jul-2119	20		
VM190126	ZAMARAD ABS-IMTN 26.01.2028 (Class B Tranche 2)	26-Jan-2028	20	5.100	AAA
201900042	ZAMARAD SUKUK MURABAHAH PROGRAMME - CLASS C (SECOND TRANCHE)	26-Jul-2119	8		
VM190127	ZAMARAD ABS-IMTN 26.01.2028 (Class C Tranche 2)	26-Jan-2028	8	35.500	NR(LT)
201900067	ZAMARAD SUKUK MURABAHAH PROGRAMME - CLASS A (THIRD TRANCHE)	17-Nov-2119	85		
VG190252	ZAMARAD ABS-IMTN 18.11.2022 (CLASS A S2 TRANCHE 3)	18-Nov-2022	30	4.050	AAA
VI190253	ZAMARAD ABS-IMTN 19.11.2024 (CLASS A S3 TRANCHE 3)	19-Nov-2024	30	4.200	AAA
VK190254	ZAMARAD ABS-IMTN 19.11.2026 (CLASS A S4 TRANCHE 3)	19-Nov-2026	25	4.350	AAA
201900068	ZAMARAD SUKUK MURABAHAH PROGRAMME - CLASS B (THIRD TRANCHE)	17-Nov-2119	20		
VM190255	ZAMARAD ABS-IMTN 19.05.2028 CLASS B TRANCHE 3	19-May-2028	20	4.850	AA1
201900069	ZAMARAD SUKUK MURABAHAH PROGRAMME - CLASS C (THIRD TRANCHE)	17-Nov-2119	8		
VM190256	ZAMARAD ABS-IMTN 19.05.2028 (CLASS C TRANCHE 3)	19-May-2028	8	57.000	NR(LT)
202000031	ZAMARAD SUKUK MURABAHAH PROGRAMME - CLASS A (FOURTH TRANCHE)	06-Sep-2120	80		
VG200188	ZAMARAD ABS-IMTN 07.09.2023 CLASS A S2 TRANCHE 4	07-Sep-2023	30	3.150	AAA
VI200189	ZAMARAD ABS-IMTN 05.09.2025 CLASS A S3 TRANCHE 4	05-Sep-2025	25	3.300	AAA
VK200190	ZAMARAD ABS-IMTN 07.09.2027 CLASS A S4 TRANCHE 4	07-Sep-2027	25	3.450	AAA
202000032	ZAMARAD SUKUK MURABAHAH PROGRAMME - CLASS B (FOURTH TRANCHE)	06-Sep-2120	25		
VM200191	ZAMARAD ABS-IMTN 07.03.2029 CLASS B TRANCHE 4	07-Mar-2029	25	3.950	AA2
202000033	ZAMARAD SUKUK MURABAHAH PROGRAMME - CLASS C (FOURTH TRANCHE)	06-Sep-2120	7		

FACILITY/BOND CODE	FACILITY/BOND NAME	MATURITY DATE	O/S AMT (MYR Mil)	CPN RATE (%)	RATING
VM200192	ZAMARAD ABS-IMTN 07.03.2029 CLASS C TRANCHE 4	07-Mar-2029	7	54.180	NR(LT)
202000051	ZAMARAD SUKUK MURABAHAH PROGRAMME - CLASS A (FIFTH TRANCHE)	25-Nov-2120	70		
VG200320	ZAMARAD ABS-IMTN 24.11.2023 CLASS A S2 TRANCHE 5	24-Nov-2023	20	3.150	AAA
VI200321	ZAMARAD ABS-IMTN 25.11.2025 CLASS A S3 TRANCHE 5	25-Nov-2025	25	3.300	AAA
VK200322	ZAMARAD ABS-IMTN 25.11.2027 CLASS A S4 TRANCHE 5	25-Nov-2027	25	3.450	AAA
202000052	ZAMARAD SUKUK MURABAHAH PROGRAMME - CLASS B (FIFTH TRANCHE)	25-Nov-2120	15		
VM200323	ZAMARAD ABS-IMTN 25.05.2029 CLASS B TRANCHE 5	25-May-2029	15	3.950	AA2
202000053	ZAMARAD SUKUK MURABAHAH PROGRAMME - CLASS C (FIFTH TRANCHE)	25-Nov-2120	7		
VM200324	ZAMARAD ABS-IMTN 25.05.2029 CLASS C TRANCHE 5	25-May-2029	7	55.740	NR(LT)
202100038	ZAMARAD SUKUK MURABAHAH PROGRAMME - CLASS A (SIXTH TRANCHE)	08-Jul-2121	80		
VE210261	ZAMARAD ABS-IMTN 08.07.2022 CLASS A S1 TRANCHE 6	08-Jul-2022	15	3.150	AAA
VG210262	ZAMARAD ABS-IMTN 08.07.2024 CLASS A S2 TRANCHE 6	08-Jul-2024	25	3.600	AAA
VI210263	ZAMARAD ABS-IMTN 08.07.2026 CLASS A S3 TRANCHE 6	08-Jul-2026	25	3.850	AAA
VK210264	ZAMARAD ABS-IMTN 07.07.2028 CLASS A S4 TRANCHE 6	07-Jul-2028	15	4.300	AAA
202100039	ZAMARAD SUKUK MURABAHAH PROGRAMME - CLASS B (SIXTH TRANCHE)	08-Jul-2121	20		
VM210265	ZAMARAD ABS-IMTN 08.01.2030 CLASS B TRANCHE 6	08-Jan-2030	20	4.600	AA2
202100040	ZAMARAD SUKUK MURABAHAH PROGRAMME - CLASS C (SIXTH TRANCHE)	08-Jul-2121	24		
VM210266	ZAMARAD ABS-IMTN 08.01.2030 CLASS C TRANCHE 6	08-Jan-2030	24	19.380	NR(LT)

**MIND THE GAP**

## issuing sukuk?

A significant gap often exists between the primary and secondary market prices of sukuk.

It is this price gap that adds a heavy burden to many sukuk issuers.

**talk to us**



BOND PRICING AGENCY MALAYSIA

BPAM's Reference Pricing Service can help sukuk issuers discover optimal pricing at primary level.

Let us help you bridge the gap.

Integrity – Accuracy – Focus – Innovation

Accredited by Securities Commission of Malaysia  
and serving over 130 institutions locally and abroad

# BPAM LEAGUE TABLES

BPAM League Tables (or League Tables) display bond market rankings based on different criteria. The tables will form an important indicator for the overall performance of the bond market, with information that is valuable to issuers, intermediaries, investors, media, researchers and regulators alike.

The following is a summary of the top market participants for different categories:

<b>Top Issuance</b>	
By Amount Issued - Conventional	Government of Malaysia
By Amount Issued - Conventional (exclude GOM and BNM)	Cagamas Berhad
By Amount Issued - Conventional (exclude GOM and BNM) - Rated	Cagamas Berhad
By Amount Issued - Conventional (exclude GOM and BNM) - Non Rated	CIMB Group Holdings Berhad
By Amount Issued - Islamic	Government of Malaysia
By Amount Issued - Islamic (exclude GOM, BNM and BNM Sukuk)	Maybank Islamic Berhad
By Amount Issued - Islamic (exclude GOM, BNM and BNM Sukuk) - Rated	Maybank Islamic Berhad
By Amount Issued - Islamic (exclude GOM, BNM and BNM Sukuk) - Non Rated	DanaInfra Nasional Berhad
By Amount Issued - All	Government of Malaysia
By Amount Issued - All (exclude GOM, BNM and BNM Sukuk)	Cagamas Berhad
By Amount Issued - All (exclude GOM, BNM and BNM Sukuk) - Rated	Cagamas Berhad
By Amount Issued - All (exclude GOM, BNM and BNM Sukuk) - Non Rated	DanaInfra Nasional Berhad

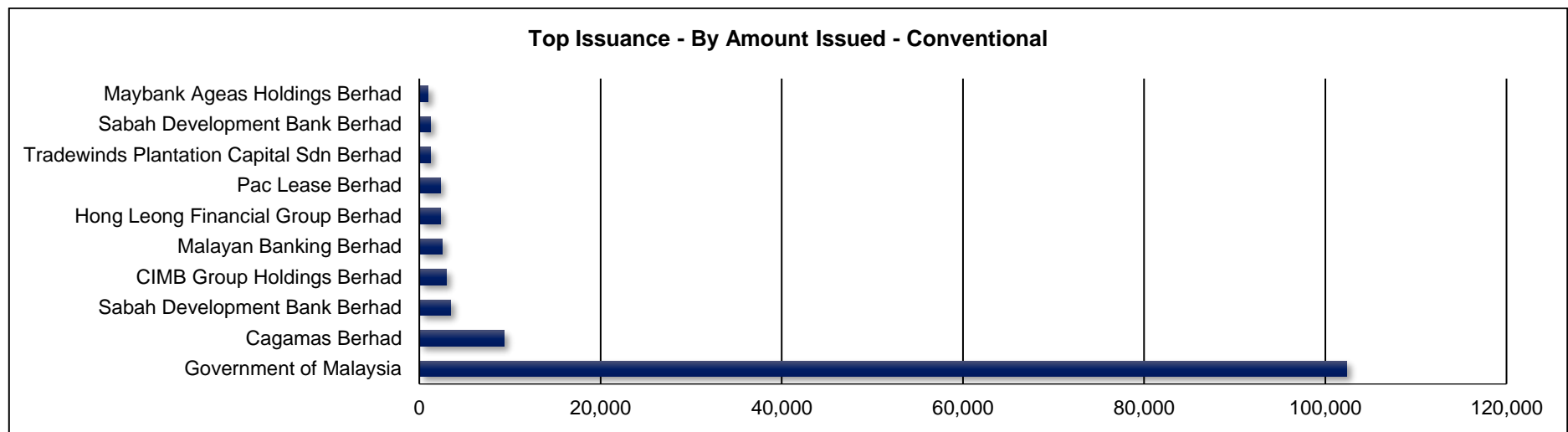
<b>Top Traded Amount</b>	
By Traded Amount - Conventional	Government of Malaysia
By Traded Amount - Conventional (exclude GOM and BNM)	CIMB Group Holdings Berhad
By Traded Amount - Islamic	Government of Malaysia
By Traded Amount - Islamic (exclude GOM, BNM, BNM Sukuk)	DanaInfra Nasional Berhad
By Traded Amount - All	Government of Malaysia
By Traded Amount - All (exclude GOM, BNM, BNM Sukuk)	DanaInfra Nasional Berhad

<b>Top Trustee</b>	
By Amount Issued - Conventional	Malaysian Trustees Berhad
By Number of Issuance - Conventional	Pacific Trustees Berhad
By Amount Issued - Islamic	Malaysian Trustees Berhad
By Number of Issuance - Islamic	Malaysian Trustees Berhad
By Amount Issued - All	Malaysian Trustees Berhad
By Number of Issuance - All	Malaysian Trustees Berhad
By Facility Limit - Conventional	Malaysian Trustees Berhad
By Number of Facility Issued - Conventional	MTrustee Berhad
By Facility Limit - Islamic	Malaysian Trustees Berhad
By Number of Facility Issued - Islamic	Malaysian Trustees Berhad
By Facility Limit - All	Malaysian Trustees Berhad
By Number of Facility Issued - All	Malaysian Trustees Berhad

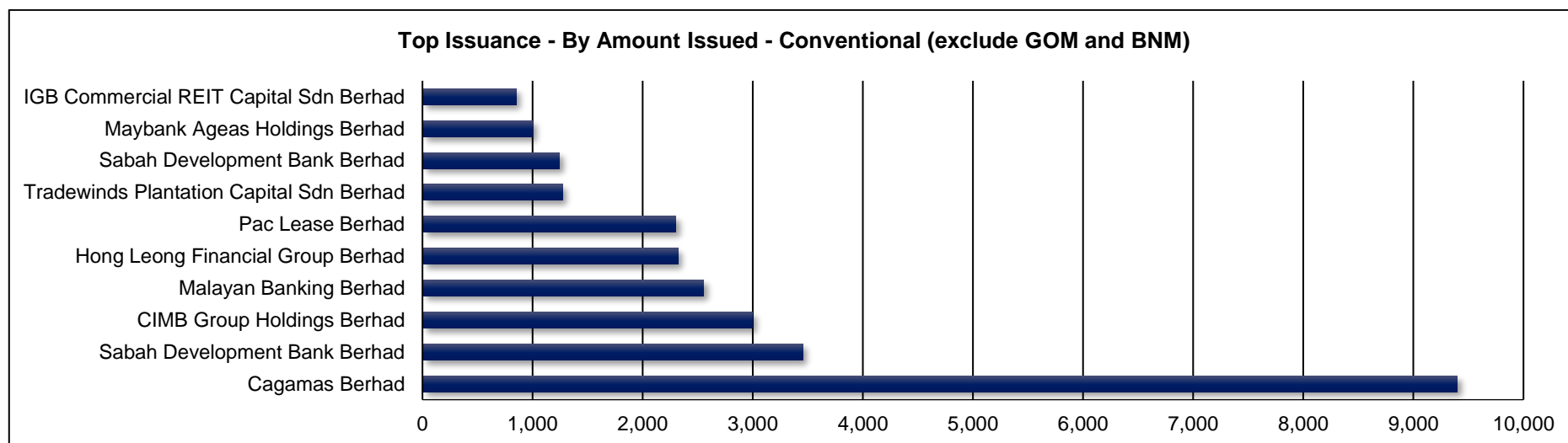
<b>Top Lead Arranger</b>	
By Amount Issued - Conventional (exclude BNM and Cagamas)	CIMB Investment Bank Berhad
By Amount Issued - Conventional (exclude BNM and Cagamas) - Rated	CIMB Investment Bank Berhad
By Amount Issued - Conventional (exclude BNM and Cagamas) - Non Rated	CIMB Investment Bank Berhad
By Number of Issuance - Conventional (exclude BNM and Cagamas)	CIMB Investment Bank Berhad
By Number of Issuance - Conventional (exclude BNM and Cagamas) - Rated	CIMB Investment Bank Berhad
By Number of Issuance - Conventional (exclude BNM and Cagamas) - Non Rated	OCBC Bank (Malaysia) Berhad
By Amount Issued - Islamic (exclude BNM and Cagamas)	Maybank Investment Bank Berhad
By Amount Issued - Islamic (exclude BNM and Cagamas) - Rated	Maybank Investment Bank Berhad
By Amount Issued - Islamic (exclude BNM and Cagamas) - Non Rated	Maybank Investment Bank Berhad
By Number of Issuance - Islamic (exclude BNM and Cagamas)	Maybank Investment Bank Berhad
By Number of Issuance - Islamic (exclude BNM and Cagamas) - Rated	Maybank Investment Bank Berhad
By Number of Issuance - Islamic (exclude BNM and Cagamas) - Non Rated	Maybank Investment Bank Berhad
By Amount Issued - All (exclude BNM and Cagamas)	Maybank Investment Bank Berhad
By Amount Issued - All (exclude BNM and Cagamas) – Rated	Maybank Investment Bank Berhad
By Amount Issued - All (exclude BNM and Cagamas) - Non Rated	Maybank Investment Bank Berhad
By Number of Issuance - All (exclude BNM and Cagamas)	Maybank Investment Bank Berhad
By Number of Issuance - All (exclude BNM and Cagamas) - Rated	CIMB Investment Bank Berhad
By Number of Issuance - All (exclude BNM and Cagamas) - Non Rated	Maybank Investment Bank Berhad
By Facility Limit - Conventional (exclude BNM and Cagamas)	CIMB Investment Bank Berhad
By Number of Facility Issued - Conventional (exclude BNM and Cagamas)	CIMB Investment Bank Berhad
By Facility Limit - Conventional (exclude BNM and Cagamas) - Rated	CIMB Investment Bank Berhad
By Number of Facility Issued - Conventional (exclude BNM and Cagamas) - Rated	CIMB Investment Bank Berhad
By Facility Limit - Conventional (exclude BNM and Cagamas) - Non Rated	Public Investment Bank Berhad
By Number of Facility Issued - Conventional (exclude BNM and Cagamas) - Non Rated	Kenanga Investment Bank Berhad
By Facility Limit - Islamic (exclude BNM and Cagamas)	CIMB Investment Bank Berhad
By Number of Facility Issued - Islamic (exclude BNM and Cagamas)	CIMB Investment Bank Berhad
By Facility Limit - Islamic (exclude BNM and Cagamas) - Rated	CIMB Investment Bank Berhad
By Number of Facility Issued - Islamic (exclude BNM and Cagamas) - Rated	CIMB Investment Bank Berhad
By Facility Limit - Islamic (exclude BNM and Cagamas) - Non Rated	Maybank Investment Bank Berhad
By Number of Facility Issued - Islamic (exclude BNM and Cagamas) - Non Rated	Maybank Investment Bank Berhad
By Facility Limit - All (exclude BNM and Cagamas)	CIMB Investment Bank Berhad
By Number of Facility Issued - All (exclude BNM and Cagamas)	CIMB Investment Bank Berhad
By Facility Limit - All (exclude BNM and Cagamas) – Rated	CIMB Investment Bank Berhad
By Number of Facility Issued - All (exclude BNM and Cagamas) - Rated	CIMB Investment Bank Berhad
By Facility Limit - All (exclude BNM and Cagamas) - Non Rated	Maybank Investment Bank Berhad
By Number of Facility Issued - All (exclude BNM and Cagamas) - Non Rated	Maybank Investment Bank Berhad



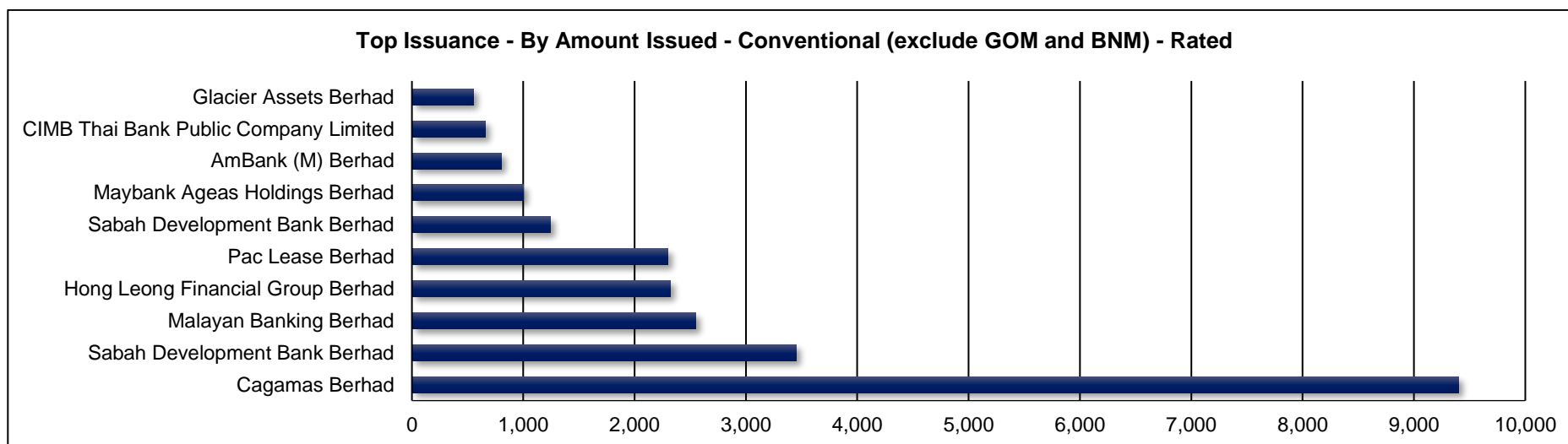
CATEGORY: <b>Top Issuance</b>		Amount: MYR Mil						
CLASSIFICATION: <b>By Amount Issued – Conventional</b>		01 Jan 2021 to 31 Dec 2021				01 Jan 2020 to 31 Dec 2020		
PERIOD	ISSUER	AMOUNT ISSUED	RANK	MARKET SHARE	NO OF STOCK	RANK	MARKET SHARE	AMOUNT ISSUED
	Government of Malaysia	102,360	1	73.1%	31	1	62.4%	89,116
	Cagamas Berhad	9,400	2	6.7%	37	2	5.7%	8,185
	Sabah Development Bank Berhad	3,453	3	2.5%	23	9	1.6%	2,270
	CIMB Group Holdings Berhad	3,000	4	2.1%	3	4	2.9%	4,200
	Malayan Banking Berhad	2,550	5	1.8%	4	7	2.0%	2,830
	Hong Leong Financial Group Berhad	2,319	6	1.7%	16	10	1.5%	2,161
	Pac Lease Berhad	2,300	7	1.6%	48	11	1.3%	1,790
	Tradewinds Plantation Capital Sdn Berhad	1,270	8	0.9%	41			
	Sabah Development Bank Berhad	1,245	9	0.9%	7			
	Maybank Ageas Holdings Berhad	1,000	10	0.7%	1			
<b>TOP 10 TOTAL</b>		<b>128,897</b>		<b>92.1%</b>	<b>211</b>		<b>77.4%</b>	<b>110,551</b>
<b>TOTAL</b>		<b>140,000</b>		<b>100.0%</b>	<b>586</b>		<b>100.0%</b>	<b>142,726</b>



CATEGORY: <b>Top Issuance</b>		Amount: MYR Mil						
CLASSIFICATION: <b>By Amount Issued – Conventional (exclude GOM and BNM)</b>		01 Jan 2021 to 31 Dec 2021				01 Jan 2020 to 31 Dec 2020		
PERIOD								
ISSUER	AMOUNT ISSUED	RANK	MARKET SHARE	NO OF STOCK	RANK	MARKET SHARE	AMOUNT ISSUED	
Cagamas Berhad	9,400	1	25.0%	37	1	17.6%	8,185	
Sabah Development Bank Berhad	3,453	2	9.2%	23	7	4.9%	2,270	
CIMB Group Holdings Berhad	3,000	3	8.0%	3	2	9.0%	4,200	
Malayan Banking Berhad	2,550	4	6.8%	4	5	6.1%	2,830	
Hong Leong Financial Group Berhad	2,319	5	6.2%	16	8	4.6%	2,161	
Pac Lease Berhad	2,300	6	6.1%	48	9	3.8%	1,790	
Tradewinds Plantation Capital Sdn Berhad	1,270	7	3.4%	41				
Sabah Development Bank Berhad	1,245	8	3.3%	7				
Maybank Ageas Holdings Berhad	1,000	9	2.7%	1				
IGB Commercial REIT Capital Sdn Berhad	850	10	2.3%	3				
<b>TOP 10 TOTAL</b>	<b>27,387</b>		<b>72.8%</b>	<b>183</b>		<b>46.0%</b>	<b>21,436</b>	
<b>TOTAL</b>	<b>37,640</b>		<b>100.0%</b>	<b>555</b>		<b>100.0%</b>	<b>46,610</b>	

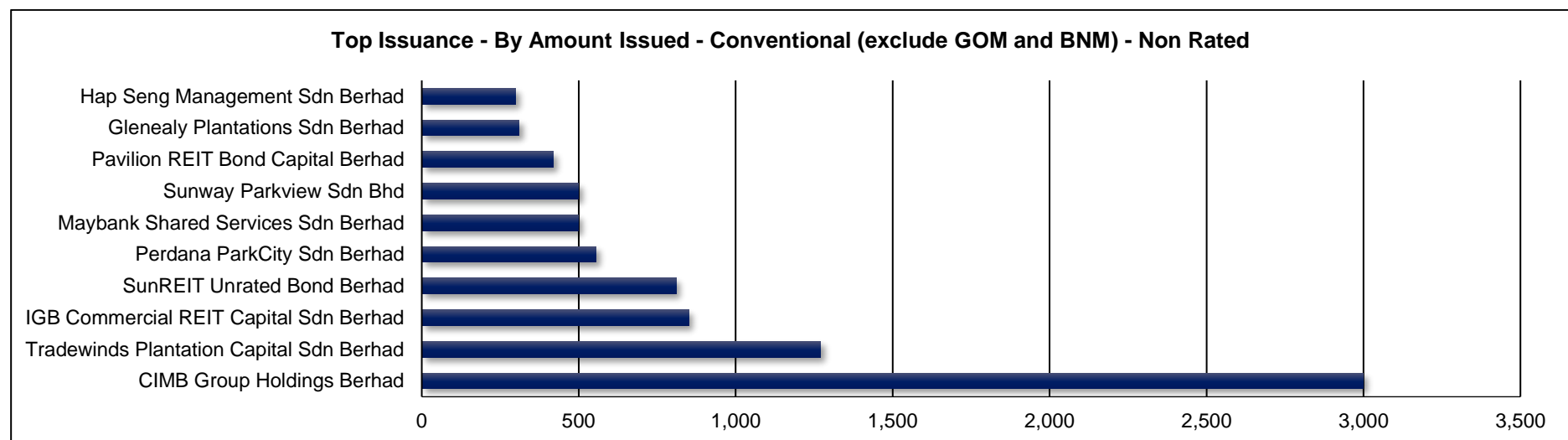


CATEGORY: <b>Top Issuance</b>		Amount: MYR Mil						
CLASSIFICATION: <b>By Amount Issued – Conventional (exclude GOM and BNM) – Rated</b>		01 Jan 2021 to 31 Dec 2021				01 Jan 2020 to 31 Dec 2020		
ISSUER	AMOUNT ISSUED	RANK	MARKET SHARE	NO OF STOCK	RANK	MARKET SHARE	AMOUNT ISSUED	
Cagamas Berhad	9,400	1	34.4%	37	1	23.1%	8,185	
Sabah Development Bank Berhad	3,453	2	12.6%	23	6	6.4%	2,270	
Malayan Banking Berhad	2,550	3	9.3%	4	4	8.0%	2,830	
Hong Leong Financial Group Berhad	2,319	4	8.5%	16	7	6.1%	2,161	
Pac Lease Berhad	2,300	5	8.4%	48	8	5.1%	1,790	
Sabah Development Bank Berhad	1,245	6	4.6%	7				
Maybank Ageas Holdings Berhad	1,000	7	3.7%	1				
AmBank (M) Berhad	800	8	2.9%	3				
CIMB Thai Bank Public Company Limited	660	9	2.4%	1				
Glacier Assets Berhad	555	10	2.0%	7				
<b>TOP 10 TOTAL</b>	<b>24,282</b>		<b>88.8%</b>	<b>147</b>		<b>48.6%</b>	<b>17,236</b>	
<b>TOTAL</b>	<b>27,335</b>		<b>100.0%</b>	<b>187</b>		<b>100.0%</b>	<b>35,438</b>	

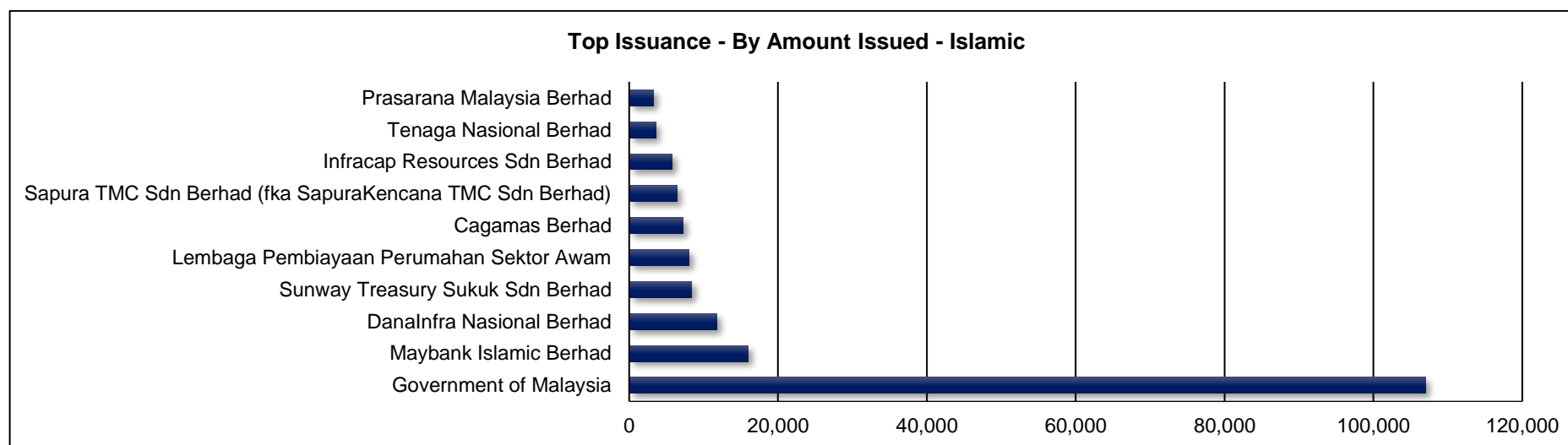




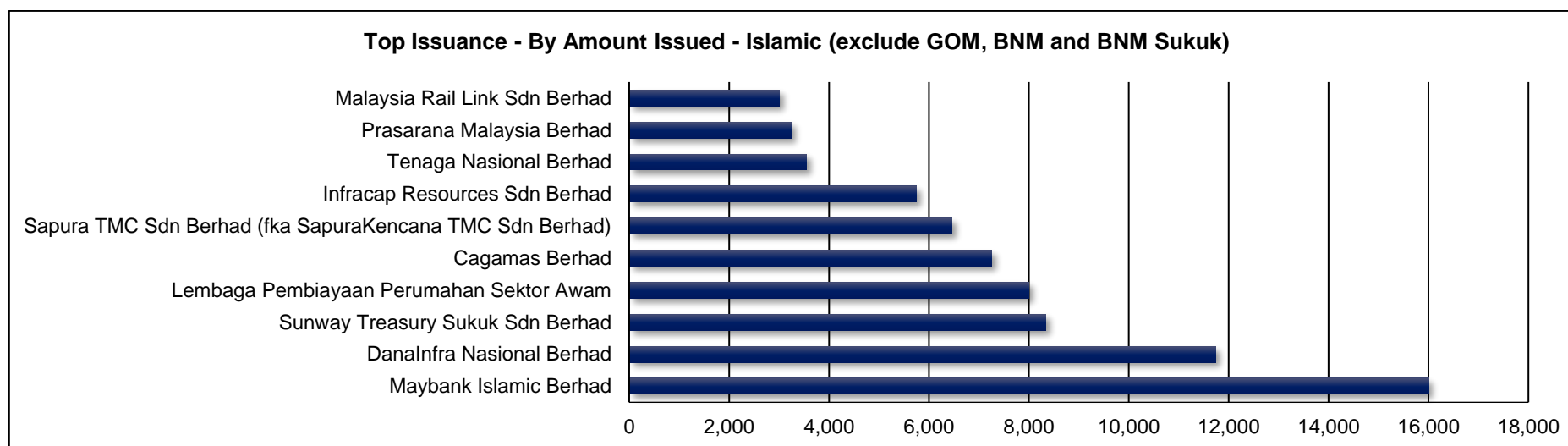
CATEGORY: <b>Top Issuance</b>		Amount: MYR Mil						
CLASSIFICATION: <b>By Amount Issued – Conventional (exclude GOM and BNM) – Non Rated</b>		01 Jan 2021 to 31 Dec 2021				01 Jan 2020 to 31 Dec 2020		
ISSUER	AMOUNT ISSUED	RANK	MARKET SHARE	NO OF STOCK	RANK	MARKET SHARE	AMOUNT ISSUED	
CIMB Group Holdings Berhad	3,000	1	29.1%	3				
Tradewinds Plantation Capital Sdn Berhad	1,270	2	12.3%	41				
IGB Commercial REIT Capital Sdn Berhad	850	3	8.3%	3				
SunREIT Unrated Bond Berhad	810	4	7.9%	4	3	12.5%	1,400	
Perdana ParkCity Sdn Berhad	554	5	5.4%	5	6	4.4%	486	
Maybank Shared Services Sdn Berhad	500	6	4.9%	1				
Sunway Parkview Sdn Bhd	499	7	4.8%	2				
Pavilion REIT Bond Capital Berhad	420	8	4.1%	3				
Glenealy Plantations Sdn Berhad	310	9	3.0%	7				
Hap Seng Management Sdn Berhad	300	10	2.9%	9	2	12.5%	1,400	
<b>TOP 10 TOTAL</b>	<b>8,513</b>		<b>82.6%</b>	<b>78</b>		<b>29.4%</b>	<b>3,286</b>	
<b>TOTAL</b>	<b>10,305</b>		<b>100.0%</b>	<b>368</b>		<b>100.0%</b>	<b>11,172</b>	



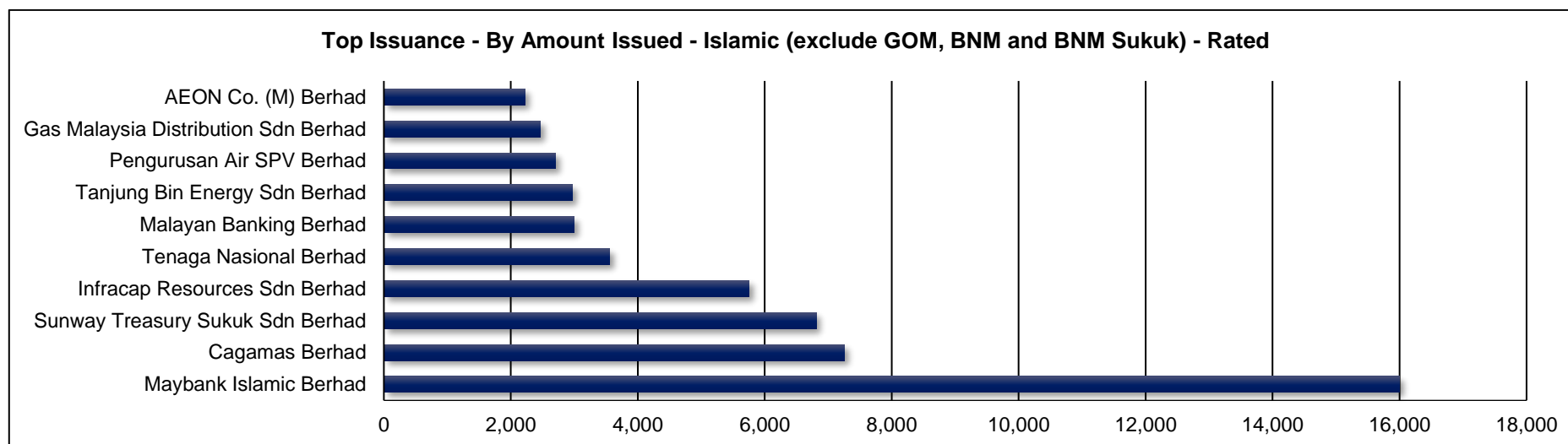
CATEGORY: <b>Top Issuance</b>		Amount: MYR Mil						
CLASSIFICATION: <b>By Amount Issued - Islamic</b>		01 Jan 2021 to 31 Dec 2021				01 Jan 2020 to 31 Dec 2020		
PERIOD								
ISSUER	AMOUNT ISSUED	RANK	MARKET SHARE	NO OF STOCK	RANK	MARKET SHARE	AMOUNT ISSUED	
Government of Malaysia	107,000	1	45.1%	34	1	42.3%	94,800	
Maybank Islamic Berhad	16,000	2	6.7%	32	3	6.8%	15,200	
DanaInfra Nasional Berhad	11,745	3	5.0%	23	4	4.4%	9,800	
Sunway Treasury Sukuk Sdn Berhad	8,335	4	3.5%	116	2	7.3%	16,295	
Lembaga Pembiayaan Perumahan Sektor Awam	8,000	5	3.4%	16	6	3.6%	8,000	
Cagamas Berhad	7,255	6	3.1%	22	9	1.4%	3,085	
Sapura TMC Sdn Berhad (fka SapuraKencana TMC Sdn Berhad)	6,466	7	2.7%	12				
Infracap Resources Sdn Berhad	5,750	8	2.4%	11				
Tenaga Nasional Berhad	3,550	9	1.5%	6	10	1.3%	3,000	
Prasarana Malaysia Berhad	3,250	10	1.4%	11	5	3.7%	8,180	
<b>TOP 10 TOTAL</b>	<b>177,351</b>		<b>74.7%</b>	<b>283</b>		<b>70.7%</b>	<b>158,360</b>	
<b>TOTAL</b>	<b>237,410</b>		<b>100.0%</b>	<b>732</b>		<b>100.0%</b>	<b>223,945</b>	



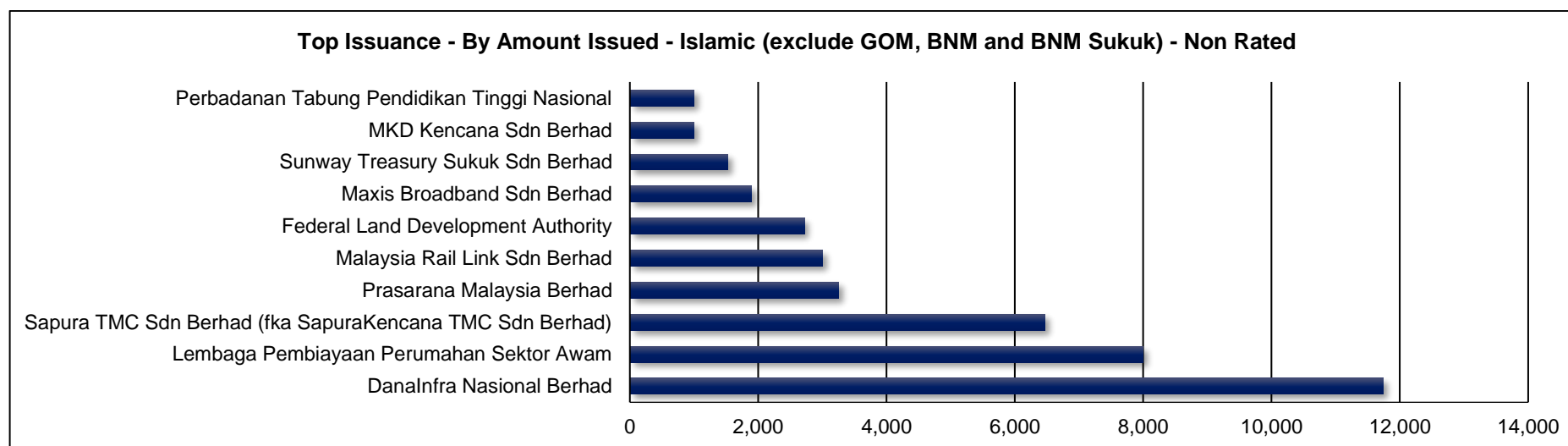
CATEGORY: <b>Top Issuance</b>		Amount: MYR Mil						
CLASSIFICATION: <b>By Amount Issued – Islamic (exclude GOM, BNM and BNM Sukuk)</b>		01 Jan 2021 to 31 Dec 2021				01 Jan 2020 to 31 Dec 2020		
PERIOD								
ISSUER	AMOUNT ISSUED	RANK	MARKET SHARE	NO OF STOCK	RANK	MARKET SHARE	AMOUNT ISSUED	
Maybank Islamic Berhad	16,000	1	12.3%	32	2	12.2%	15,200	
DanaInfra Nasional Berhad	11,745	2	9.0%	23	3	7.8%	9,800	
Sunway Treasury Sukuk Sdn Berhad	8,335	3	6.4%	116	1	13.0%	16,295	
Lembaga Pembiayaan Perumahan Sektor Awam	8,000	4	6.1%	16	5	6.4%	8,000	
Cagamas Berhad	7,255	5	5.6%	22	7	2.5%	3,085	
Sapura TMC Sdn Berhad (fka SapuraKencana TMC Sdn Berhad)	6,466	6	5.0%	12				
Infracap Resources Sdn Berhad	5,750	7	4.4%	11				
Tenaga Nasional Berhad	3,550	8	2.7%	6	8	2.4%	3,000	
Prasarana Malaysia Berhad	3,250	9	2.5%	11	4	6.6%	8,180	
Malaysia Rail Link Sdn Berhad	3,000	10	2.3%	6	11	2.2%	2,800	
<b>TOP 10 TOTAL</b>	<b>73,351</b>		<b>56.2%</b>	<b>255</b>		<b>53.1%</b>	<b>66,360</b>	
<b>TOTAL</b>	<b>130,410</b>		<b>100.0%</b>	<b>698</b>		<b>100.0%</b>	<b>124,945</b>	



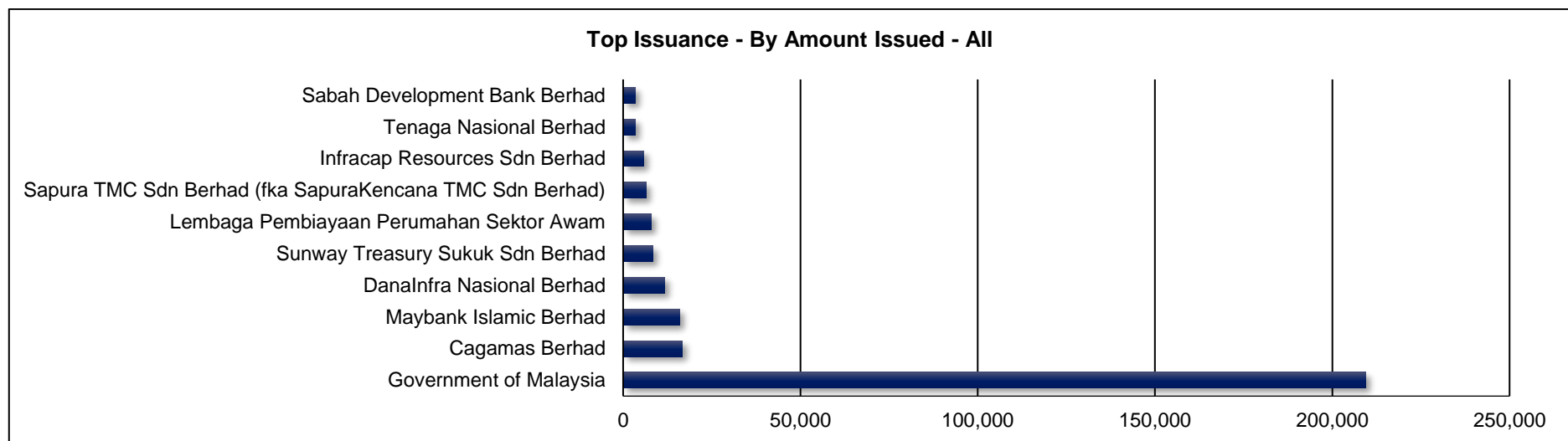
CATEGORY: <b>Top Issuance</b>		Amount: MYR Mil						
CLASSIFICATION: <b>By Amount Issued – Islamic (exclude GOM, BNM and BNM Sukuk) – Rated</b>		01 Jan 2021 to 31 Dec 2021				01 Jan 2020 to 31 Dec 2020		
ISSUER	AMOUNT ISSUED	RANK	MARKET SHARE	NO OF STOCK	RANK	MARKET SHARE	AMOUNT ISSUED	
Maybank Islamic Berhad	16,000	1	19.0%	32	1	18.1%	15,200	
Cagamas Berhad	7,255	2	8.6%	22	4	3.7%	3,085	
Sunway Treasury Sukuk Sdn Berhad	6,810	3	8.1%	91	2	17.7%	14,875	
Infracap Resources Sdn Berhad	5,750	4	6.8%	11				
Tenaga Nasional Berhad	3,550	5	4.2%	6	5	3.6%	3,000	
Malayan Banking Berhad	3,000	6	3.6%	1	6	3.6%	3,000	
Tanjung Bin Energy Sdn Berhad	2,970	7	3.5%	22				
Pengurusan Air SPV Berhad	2,700	8	3.2%	8	9	3.1%	2,570	
Gas Malaysia Distribution Sdn Berhad	2,465	9	2.9%	12	15	1.6%	1,316	
AEON Co. (M) Berhad	2,220	10	2.6%	14	7	3.5%	2,975	
<b>TOP 10 TOTAL</b>	<b>52,720</b>		<b>62.5%</b>	<b>219</b>		<b>54.7%</b>	<b>46,021</b>	
<b>TOTAL</b>	<b>84,305</b>		<b>100.0%</b>	<b>408</b>		<b>100.0%</b>	<b>84,126</b>	



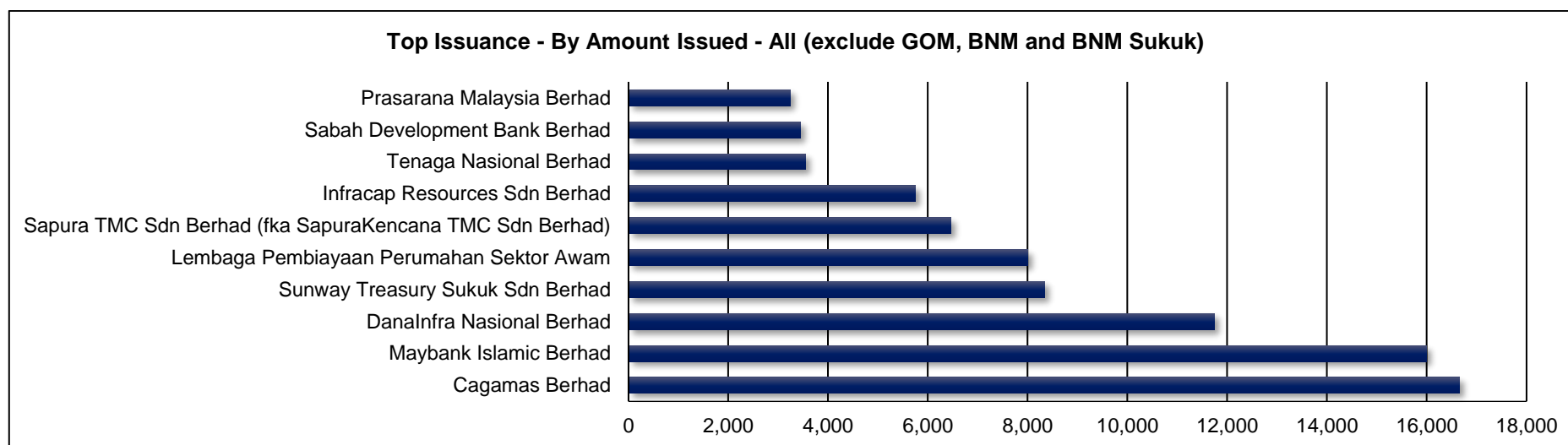
CATEGORY: <b>Top Issuance</b>		Amount: MYR Mil					
CLASSIFICATION: <b>By Amount Issued – Islamic (exclude GOM, BNM and BNM Sukuk) – Non Rated</b>							
PERIOD	01 Jan 2021 to 31 Dec 2021				01 Jan 2020 to 31 Dec 2020		
ISSUER	AMOUNT ISSUED	RANK	MARKET SHARE	NO OF STOCK	RANK	MARKET SHARE	AMOUNT ISSUED
DanaInfra Nasional Berhad	11,745	1	25.5%	23	1	24.0%	9,800
Lembaga Pembiayaan Perumahan Sektor Awam	8,000	2	17.4%	16	3	19.6%	8,000
Sapura TMC Sdn Berhad (fka SapuraKencana TMC Sdn Berhad)	6,466	3	14.0%	12			
Prasarana Malaysia Berhad	3,250	4	7.1%	11	2	20.0%	8,180
Malaysia Rail Link Sdn Berhad	3,000	5	6.5%	6	4	6.9%	2,800
Federal Land Development Authority	2,720	6	5.9%	6			
Maxis Broadband Sdn Berhad	1,900	7	4.1%	5	13	1.2%	500
Sunway Treasury Sukuk Sdn Berhad	1,525	8	3.3%	25	7	3.5%	1,420
MKD Kencana Sdn Berhad	1,000	9	2.2%	3			
Perbadanan Tabung Pendidikan Tinggi Nasional	1,000	9	2.2%	3	5	6.1%	2,500
<b>TOP 10 TOTAL</b>	<b>40,606</b>		<b>88.1%</b>	<b>110</b>		<b>81.3%</b>	<b>33,200</b>
<b>TOTAL</b>	<b>46,105</b>		<b>100.0%</b>	<b>290</b>		<b>100.0%</b>	<b>40,819</b>



CATEGORY: <b>Top Issuance</b>		Amount: MYR Mil						
CLASSIFICATION: <b>By Amount Issued - All</b>		01 Jan 2021 to 31 Dec 2021				01 Jan 2020 to 31 Dec 2020		
PERIOD								
ISSUER	AMOUNT ISSUED	RANK	MARKET SHARE	NO OF STOCK	RANK	MARKET SHARE	AMOUNT ISSUED	
Government of Malaysia	209,360	1	55.5%	65	1	50.2%	183,916	
Cagamas Berhad	16,655	2	4.4%	59	4	3.1%	11,270	
Maybank Islamic Berhad	16,000	3	4.2%	32	3	4.2%	15,200	
DanaInfra Nasional Berhad	11,745	4	3.1%	23	6	2.7%	9,800	
Sunway Treasury Sukuk Sdn Berhad	8,335	5	2.2%	116	2	4.4%	16,295	
Lembaga Pembiayaan Perumahan Sektor Awam	8,000	6	2.1%	16	8	2.2%	8,000	
Sapura TMC Sdn Berhad (fka SapuraKencana TMC Sdn Berhad)	6,466	7	1.7%	12				
Infracap Resources Sdn Berhad	5,750	8	1.5%	11				
Tenaga Nasional Berhad	3,550	9	0.9%	6	13	0.8%	3,000	
Sabah Development Bank Berhad	3,453	10	0.9%	23	23	0.6%	2,270	
<b>TOP 10 TOTAL</b>	<b>289,314</b>		<b>76.6%</b>	<b>363</b>		<b>68.1%</b>	<b>249,751</b>	
<b>TOTAL</b>	<b>377,410</b>		<b>100.0%</b>	<b>1,318</b>		<b>100.0%</b>	<b>366,671</b>	

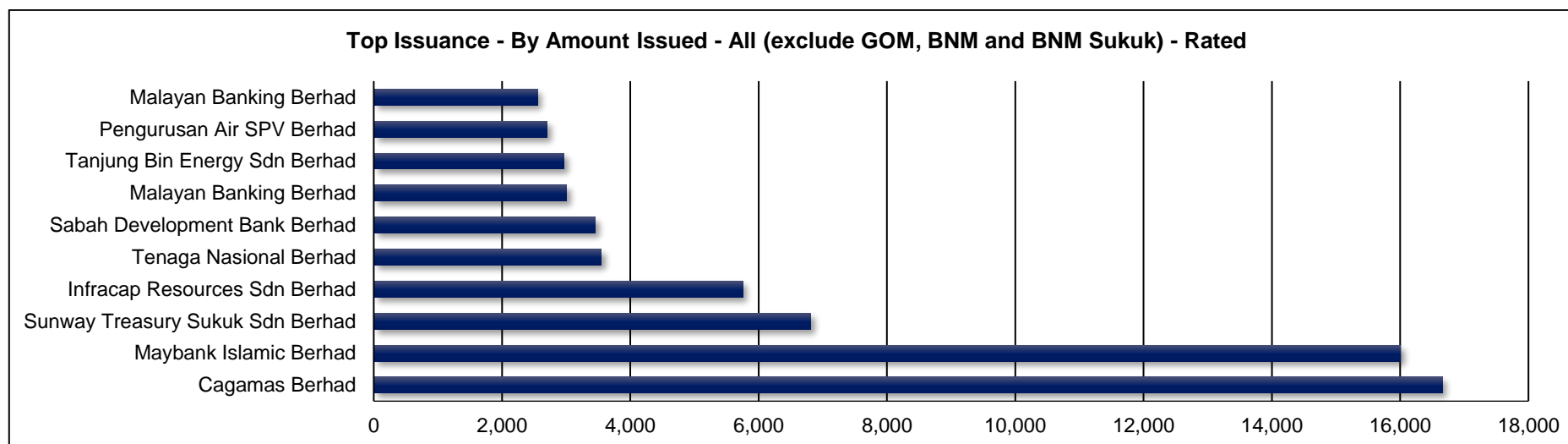


CATEGORY: <b>Top Issuance</b>		Amount: MYR Mil						
CLASSIFICATION: <b>By Amount Issued – All (exclude GOM, BNM and BNM Sukuk)</b>		01 Jan 2021 to 31 Dec 2021				01 Jan 2020 to 31 Dec 2020		
PERIOD								
ISSUER	AMOUNT ISSUED	RANK	MARKET SHARE	NO OF STOCK	RANK	MARKET SHARE	AMOUNT ISSUED	
Cagamas Berhad	16,655	1	9.9%	59	3	6.6%	11,270	
Maybank Islamic Berhad	16,000	2	9.5%	32	2	8.9%	15,200	
DanaInfra Nasional Berhad	11,745	3	7.0%	23	4	5.7%	9,800	
Sunway Treasury Sukuk Sdn Berhad	8,335	4	5.0%	116	1	9.5%	16,295	
Lembaga Pembiayaan Perumahan Sektor Awam	8,000	5	4.8%	16	6	4.7%	8,000	
Sapura TMC Sdn Berhad (fka SapuraKencana TMC Sdn Berhad)	6,466	6	3.9%	12				
Infracap Resources Sdn Berhad	5,750	7	3.4%	11				
Tenaga Nasional Berhad	3,550	8	2.1%	6	11	1.8%	3,000	
Sabah Development Bank Berhad	3,453	9	2.1%	23	21	1.3%	2,270	
Prasarana Malaysia Berhad	3,250	10	1.9%	11	5	4.8%	8,180	
<b>TOP 10 TOTAL</b>	<b>83,204</b>		<b>49.5%</b>	<b>309</b>		<b>43.1%</b>	<b>74,015</b>	
<b>TOTAL</b>	<b>168,050</b>		<b>100.0%</b>	<b>1,253</b>		<b>100.0%</b>	<b>171,555</b>	

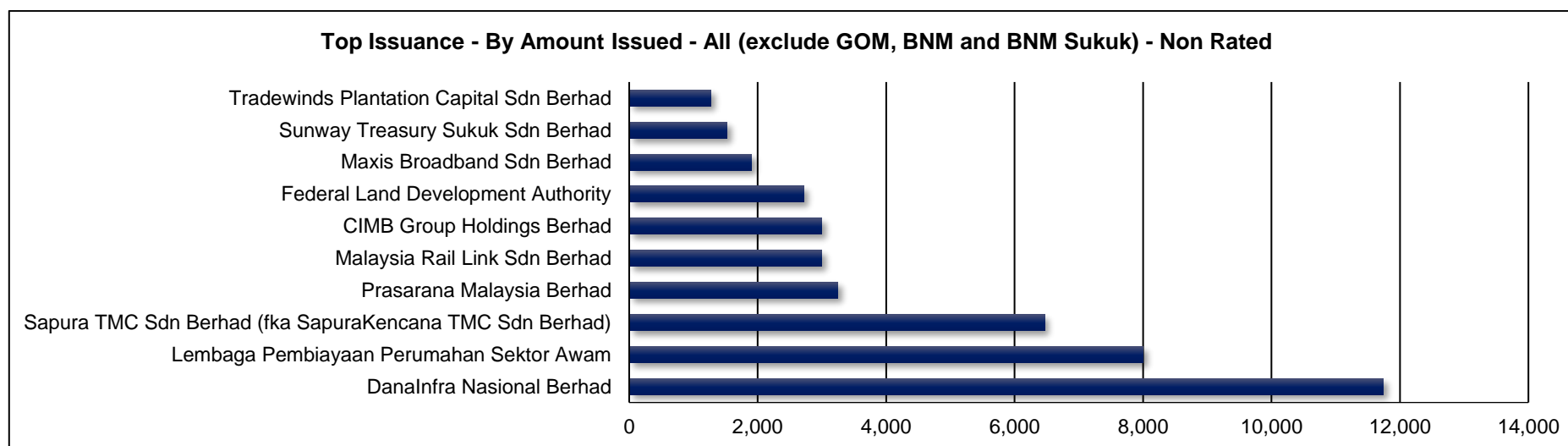




CATEGORY: <b>Top Issuance</b>		Amount: MYR Mil						
CLASSIFICATION: <b>By Amount Issued – All (exclude GOM, BNM and BNM Sukuk) – Rated</b>		01 Jan 2021 to 31 Dec 2021				01 Jan 2020 to 31 Dec 2020		
ISSUER	AMOUNT ISSUED	RANK	MARKET SHARE	NO OF STOCK	RANK	MARKET SHARE	AMOUNT ISSUED	
Cagamas Berhad	16,655	1	14.9%	59	3	9.4%	11,270	
Maybank Islamic Berhad	16,000	2	14.3%	32	1	12.7%	15,200	
Sunway Treasury Sukuk Sdn Berhad	6,810	3	6.1%	91	2	12.4%	14,875	
Infracap Resources Sdn Berhad	5,750	4	5.2%	11				
Tenaga Nasional Berhad	3,550	5	3.2%	6	8	2.5%	3,000	
Sabah Development Bank Berhad	3,453	6	3.1%	23	15	1.9%	2,270	
Malayan Banking Berhad	3,000	7	2.7%	1	7	2.6%	3,050	
Tanjung Bin Energy Sdn Berhad	2,970	8	2.7%	22				
Pengurusan Air SPV Berhad	2,700	9	2.4%	8	12	2.2%	2,570	
Malayan Banking Berhad	2,550	10	2.3%	4	10	2.4%	2,830	
<b>TOP 10 TOTAL</b>	<b>63,438</b>		<b>56.8%</b>	<b>257</b>		<b>46.1%</b>	<b>55,065</b>	
<b>TOTAL</b>	<b>111,640</b>		<b>100.0%</b>	<b>595</b>		<b>100.0%</b>	<b>119,563</b>	



CATEGORY: <b>Top Issuance</b>		Amount: MYR Mil						
CLASSIFICATION: <b>By Amount Issued – All (exclude GOM, BNM and BNM Sukuk) – Non Rated</b>		01 Jan 2021 to 31 Dec 2021				01 Jan 2020 to 31 Dec 2020		
ISSUER	AMOUNT ISSUED	RANK	MARKET SHARE	NO OF STOCK	RANK	MARKET SHARE	AMOUNT ISSUED	
DanaInfra Nasional Berhad	11,745	1	20.8%	23	1	18.9%	9,800	
Lembaga Pembiayaan Perumahan Sektor Awam	8,000	2	14.2%	16	3	15.4%	8,000	
Sapura TMC Sdn Berhad (fka SapuraKencana TMC Sdn Berhad)	6,466	3	11.5%	12				
Prasarana Malaysia Berhad	3,250	4	5.8%	11	2	15.7%	8,180	
Malaysia Rail Link Sdn Berhad	3,000	5	5.3%	6	5	5.4%	2,800	
CIMB Group Holdings Berhad	3,000	6	5.3%	3				
Federal Land Development Authority	2,720	7	4.8%	6				
Maxis Broadband Sdn Berhad	1,900	8	3.4%	5	18	1.0%	500	
Sunway Treasury Sukuk Sdn Berhad	1,525	9	2.7%	25	8	2.7%	1,420	
Tradewinds Plantation Capital Sdn Berhad	1,270	10	2.3%	41				
<b>TOP 10 TOTAL</b>	<b>42,876</b>		<b>76.0%</b>	<b>148</b>		<b>59.1%</b>	<b>30,700</b>	
<b>TOTAL</b>	<b>56,410</b>		<b>100.0%</b>	<b>658</b>		<b>100.0%</b>	<b>51,992</b>	



CATEGORY: Top Traded Amount		Amount: MYR Mil						
CLASSIFICATION: By Traded Amount – Conventional		01 Jan 2021 to 31 Dec 2021				01 Jan 2020 to 31 Dec 2020		
PERIOD								
ISSUER	TRADED AMOUNT	RANK	MARKET SHARE	NO OF TRADES	RANK	MARKET SHARE	TRADED AMOUNT	
Government of Malaysia	507,163	1	97.1%	32,020	1	97.7%	674,510	
CIMB Group Holdings Berhad	1,880	2	0.4%	290	2	0.3%	1,960	
Sabah Development Bank Berhad	1,765	3	0.3%	430	7	0.1%	922	
YTL Power International Berhad	1,736	4	0.3%	115	3	0.2%	1,317	
Cagamas Berhad	1,563	5	0.3%	65	8	0.1%	851	
GENM Capital Berhad	1,047	6	0.2%	340	9	0.1%	676	
Hong Leong Financial Group Berhad	1,016	7	0.2%	138	10	0.1%	659	
Toyota Capital Malaysia Sdn Berhad	688	8	0.1%	49	23	0.0%	188	
CIMB Bank Berhad	530	9	0.1%	44	14	0.1%	452	
RHB Bank Berhad	500	10	0.1%	39	20	0.0%	251	
<b>TOP 10 TOTAL</b>	<b>517,887</b>		<b>99.1%</b>	<b>33,530</b>		<b>98.7%</b>	<b>681,786</b>	
<b>TOTAL</b>	<b>522,439</b>		<b>100.0%</b>	<b>35,033</b>		<b>100.0%</b>	<b>690,667</b>	

CATEGORY: Top Traded Amount		Amount: MYR Mil						
CLASSIFICATION: By Traded Amount – Conventional (exclude GOM and BNM)		01 Jan 2021 to 31 Dec 2021				01 Jan 2020 to 31 Dec 2020		
PERIOD								
ISSUER	TRADED AMOUNT	RANK	MARKET SHARE	NO OF TRADES	RANK	MARKET SHARE	TRADED AMOUNT	
CIMB Group Holdings Berhad	1,880	1	12.3%	290	1	13.0%	1,960	
Sabah Development Bank Berhad	1,765	2	11.6%	430	5	6.1%	922	
YTL Power International Berhad	1,736	3	11.4%	115	2	8.7%	1,317	
Cagamas Berhad	1,563	4	10.2%	65	6	5.7%	851	
GENM Capital Berhad	1,047	5	6.9%	340	7	4.5%	676	
Hong Leong Financial Group Berhad	1,016	6	6.7%	138	8	4.4%	659	
Toyota Capital Malaysia Sdn Berhad	688	7	4.5%	49	21	1.3%	188	
CIMB Bank Berhad	530	8	3.5%	44	12	3.0%	452	
RHB Bank Berhad	500	9	3.3%	39	18	1.7%	251	
Public Bank Berhad	489	10	3.2%	39	9	4.3%	641	
<b>TOP 10 TOTAL</b>	<b>11,212</b>		<b>73.4%</b>	<b>1,549</b>		<b>52.6%</b>	<b>7,917</b>	
<b>TOTAL</b>	<b>15,276</b>		<b>100.0%</b>	<b>3,013</b>		<b>100.0%</b>	<b>15,060</b>	

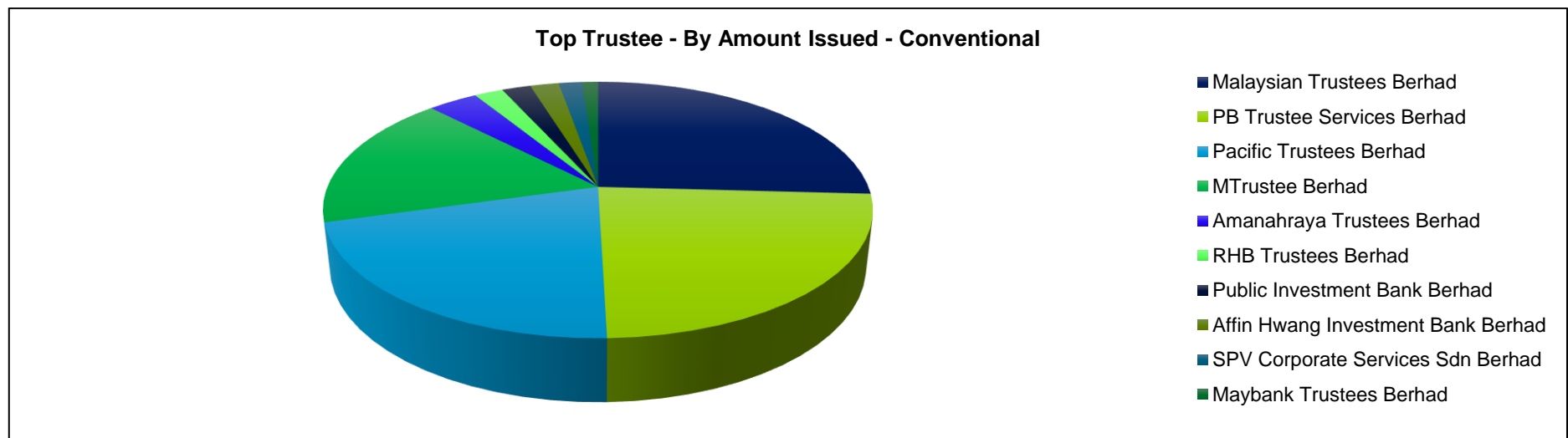
CATEGORY: Top Traded Amount		Amount: MYR Mil						
CLASSIFICATION: By Traded Amount – Islamic		01 Jan 2021 to 31 Dec 2021				01 Jan 2020 to 31 Dec 2020		
PERIOD	ISSUER	TRADED AMOUNT	RANK	MARKET SHARE	NO OF TRADES	RANK	MARKET SHARE	TRADED AMOUNT
	Government of Malaysia	301,071	1	72.8%	15,536	1	73.3%	383,416
	DanaInfra Nasional Berhad	10,305	2	2.5%	726	2	3.7%	19,135
	Sarawak Energy Berhad	6,959	3	1.7%	605	5	1.2%	6,378
	Prasarana Malaysia Berhad	5,923	4	1.4%	371	3	2.1%	10,996
	Perbadanan Tabung Pendidikan Tinggi Nasional	5,017	5	1.2%	205	4	1.3%	6,806
	Edra Energy Sdn Berhad	3,542	6	0.9%	510	16	0.4%	1,950
	Lembaga Pembiayaan Perumahan Sektor Awam	2,951	7	0.7%	211	6	1.2%	6,211
	Projek Lebuhraya Usahasama Berhad	2,729	8	0.7%	293	13	0.4%	2,136
	Cagamas Berhad	2,504	9	0.6%	116	9	0.6%	2,938
	Danum Capital Berhad	2,280	10	0.6%	217	8	0.7%	3,561
	<b>TOP 10 TOTAL</b>	<b>343,280</b>		<b>83.0%</b>	<b>18,790</b>		<b>84.8%</b>	<b>443,526</b>
	<b>TOTAL</b>	<b>413,390</b>		<b>100.0%</b>	<b>27,993</b>		<b>100.0%</b>	<b>523,145</b>

CATEGORY: Top Traded Amount		Amount: MYR Mil						
CLASSIFICATION: By Traded Amount – Islamic (exclude GOM, BNM and BNM Sukuk)		01 Jan 2021 to 31 Dec 2021				01 Jan 2020 to 31 Dec 2020		
PERIOD	ISSUER	TRADED AMOUNT	RANK	MARKET SHARE	NO OF TRADES	RANK	MARKET SHARE	TRADED AMOUNT
	DanaInfra Nasional Berhad	10,305	1	9.2%	726	1	13.8%	19,135
	Sarawak Energy Berhad	6,959	2	6.2%	605	4	4.6%	6,378
	Prasarana Malaysia Berhad	5,923	3	5.3%	371	2	7.9%	10,996
	Perbadanan Tabung Pendidikan Tinggi Nasional	5,017	4	4.5%	205	3	4.9%	6,806
	Edra Energy Sdn Berhad	3,542	5	3.2%	510	15	1.4%	1,950
	Lembaga Pembiayaan Perumahan Sektor Awam	2,951	6	2.6%	211	5	4.5%	6,211
	Projek Lebuhraya Usahasama Berhad	2,729	7	2.4%	293	12	1.5%	2,136
	Cagamas Berhad	2,504	8	2.2%	116	8	2.1%	2,938
	Danum Capital Berhad	2,280	9	2.0%	217	7	2.6%	3,561
	Jimah East Power Sdn Berhad	2,265	10	2.0%	227	28	0.9%	1,291
	<b>TOP 10 TOTAL</b>	<b>44,474</b>		<b>39.6%</b>	<b>3,481</b>		<b>44.1%</b>	<b>61,401</b>
	<b>TOTAL</b>	<b>112,319</b>		<b>100.0%</b>	<b>12,457</b>		<b>100.0%</b>	<b>139,136</b>

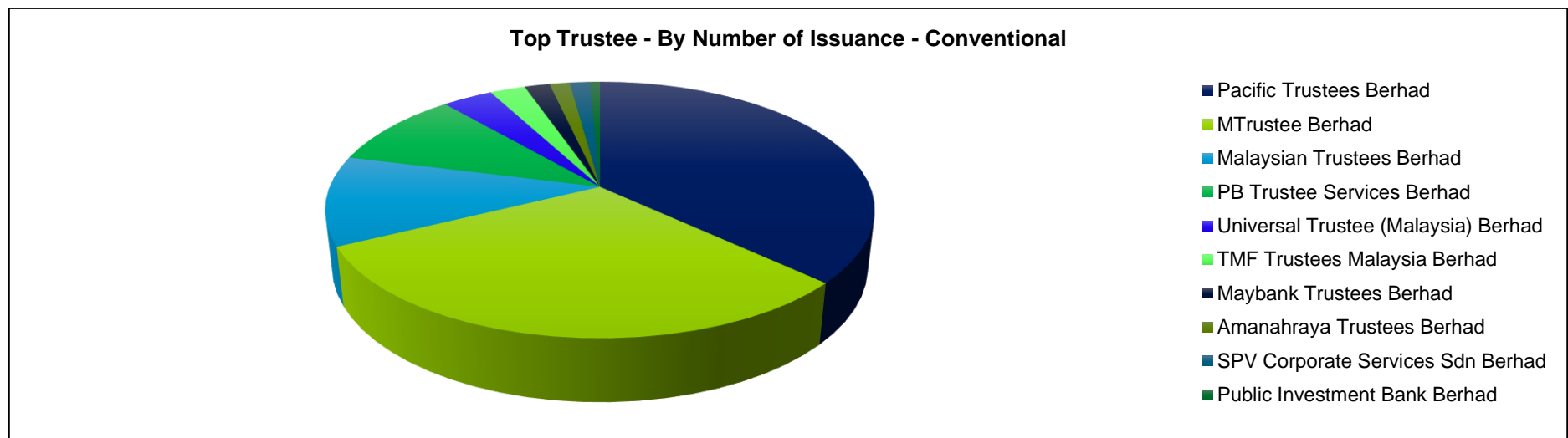
CATEGORY: Top Traded Amount		Amount: MYR Mil						
CLASSIFICATION: By Traded Amount – All		01 Jan 2021 to 31 Dec 2021				01 Jan 2020 to 31 Dec 2020		
ISSUER	TRADED AMOUNT	RANK	MARKET SHARE	NO OF TRADES	RANK	MARKET SHARE	TRADED AMOUNT	
Government of Malaysia	808,234	1	86.4%	47,556	1	87.2%	1,057,926	
DanaInfra Nasional Berhad	10,305	2	1.1%	726	2	1.6%	19,135	
Sarawak Energy Berhad	6,959	3	0.7%	605	5	0.5%	6,378	
Prasarana Malaysia Berhad	5,923	4	0.6%	371	3	0.9%	10,996	
Perbadanan Tabung Pendidikan Tinggi Nasional	5,017	5	0.5%	205	4	0.6%	6,806	
Cagamas Berhad	4,067	6	0.4%	181	8	0.3%	3,789	
Edra Energy Sdn Berhad	3,542	7	0.4%	510	18	0.2%	1,950	
Lembaga Pembiayaan Perumahan Sektor Awam	2,951	8	0.3%	211	6	0.5%	6,211	
Projek Lebuhraya Usahasama Berhad	2,729	9	0.3%	293	13	0.2%	2,136	
YTL Power International Berhad	2,635	10	0.3%	199	14	0.2%	2,115	
<b>TOP 10 TOTAL</b>	<b>852,362</b>		<b>91.1%</b>	<b>50,857</b>		<b>92.1%</b>	<b>1,117,442</b>	
<b>TOTAL</b>	<b>935,829</b>		<b>100.0%</b>	<b>63,026</b>		<b>100.0%</b>	<b>1,213,812</b>	

CATEGORY: Top Traded Amount		Amount: MYR Mil						
CLASSIFICATION: By Traded Amount – All (exclude GOM, BNM and BNM Sukuk)		01 Jan 2021 to 31 Dec 2021				01 Jan 2020 to 31 Dec 2020		
ISSUER	TRADED AMOUNT	RANK	MARKET SHARE	NO OF TRADES	RANK	MARKET SHARE	TRADED AMOUNT	
DanaInfra Nasional Berhad	10,305	1	8.1%	726	1	12.4%	19,135	
Sarawak Energy Berhad	6,959	2	5.5%	605	4	4.1%	6,378	
Prasarana Malaysia Berhad	5,923	3	4.6%	371	2	7.1%	10,996	
Perbadanan Tabung Pendidikan Tinggi Nasional	5,017	4	3.9%	205	3	4.4%	6,806	
Cagamas Berhad	4,067	5	3.2%	181	7	2.5%	3,789	
Edra Energy Sdn Berhad	3,542	6	2.8%	510	17	1.3%	1,950	
Lembaga Pembiayaan Perumahan Sektor Awam	2,951	7	2.3%	211	5	4.0%	6,211	
Projek Lebuhraya Usahasama Berhad	2,729	8	2.1%	293	12	1.4%	2,136	
YTL Power International Berhad	2,635	9	2.1%	199	13	1.4%	2,115	
Danum Capital Berhad	2,280	10	1.8%	217	8	2.3%	3,561	
<b>TOP 10 TOTAL</b>	<b>46,407</b>		<b>36.4%</b>	<b>3,518</b>		<b>40.9%</b>	<b>63,076</b>	
<b>TOTAL</b>	<b>127,595</b>		<b>100.0%</b>	<b>15,470</b>		<b>100.0%</b>	<b>154,197</b>	

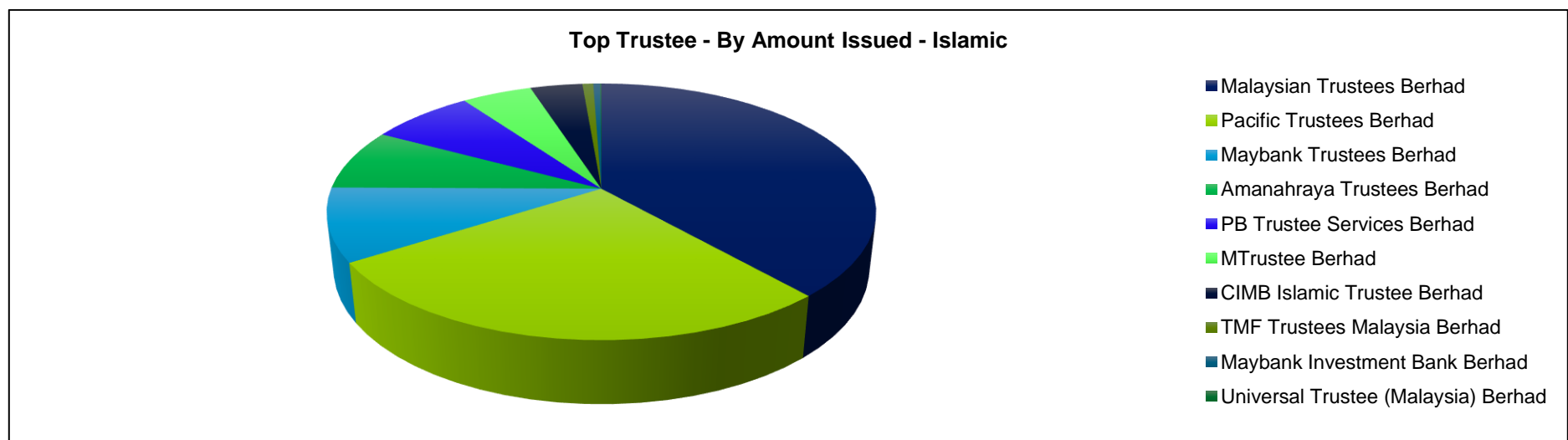
CATEGORY: <b>Top Trustee</b>		Amount: MYR Mil						
CLASSIFICATION: <b>By Amount Issued – Conventional</b>		01 Jan 2021 to 31 Dec 2021				01 Jan 2020 to 31 Dec 2020		
PERIOD								
TRUSTEE	AMOUNT ISSUED	RANK	MARKET SHARE	NO OF STOCK	RANK	MARKET SHARE	AMOUNT ISSUED	
Malaysian Trustees Berhad	10,429	1	25.5%	64	2	25.8%	12,642	
PB Trustee Services Berhad	9,553	2	23.4%	55	3	19.9%	9,734	
Pacific Trustees Berhad	8,484	3	20.8%	209	1	27.3%	13,340	
MTrustee Berhad	6,901	4	16.9%	174	4	7.5%	3,659	
Amanahraya Trustees Berhad	1,409	5	3.5%	8	5	5.5%	2,690	
RHB Trustees Berhad	810	6	2.0%	4	6	2.9%	1,400	
Public Investment Bank Berhad	810	6	2.0%	4	6	2.9%	1,400	
Affin Hwang Investment Bank Berhad	810	6	2.0%	4	6	2.9%	1,400	
SPV Corporate Services Sdn Berhad	662	9	1.6%	8	10	1.3%	624	
Maybank Trustees Berhad	446	10	1.1%	10	9	2.2%	1,080	
<b>TOP 10 TOTAL</b>	<b>40,313</b>		<b>98.6%</b>	<b>540</b>		<b>98.0%</b>	<b>47,969</b>	
<b>TOTAL</b>	<b>40,884</b>		<b>100.0%</b>	<b>576</b>		<b>100.0%</b>	<b>48,944</b>	



CATEGORY: <b>Top Trustee</b>		Amount: MYR Mil						
CLASSIFICATION: <b>By Number of Issuance – Conventional</b>		01 Jan 2021 to 31 Dec 2021				01 Jan 2020 to 31 Dec 2020		
PERIOD								
TRUSTEE	NO OF STOCK	RANK	MARKET SHARE	AMOUNT ISSUED	RANK	MARKET SHARE	NO OF STOCK	
Pacific Trustees Berhad	209	1	20.8%	8,484	2	27.3%	150	
MTrustee Berhad	174	2	16.9%	6,901	1	7.5%	153	
Malaysian Trustees Berhad	64	3	25.5%	10,429	4	25.8%	70	
PB Trustee Services Berhad	55	4	23.4%	9,552	3	19.9%	89	
Universal Trustee (Malaysia) Berhad	20	5	0.5%	200				
TMF Trustees Malaysia Berhad	14	6	0.7%	271	5	0.7%	18	
Maybank Trustees Berhad	10	7	1.1%	446	7	2.2%	14	
Amanahraya Trustees Berhad	8	8	3.5%	1,409	6	5.5%	14	
SPV Corporate Services Sdn Berhad	8	9	1.6%	662	8	1.3%	9	
Public Investment Bank Berhad	4	10	2.0%	810	10	2.9%	7	
<b>TOP 10 TOTAL</b>	<b>566</b>		<b>95.8%</b>	<b>39,164</b>		<b>92.9%</b>	<b>524</b>	
<b>TOTAL</b>	<b>576</b>		<b>100.0%</b>	<b>40,884</b>		<b>100.0%</b>	<b>548</b>	

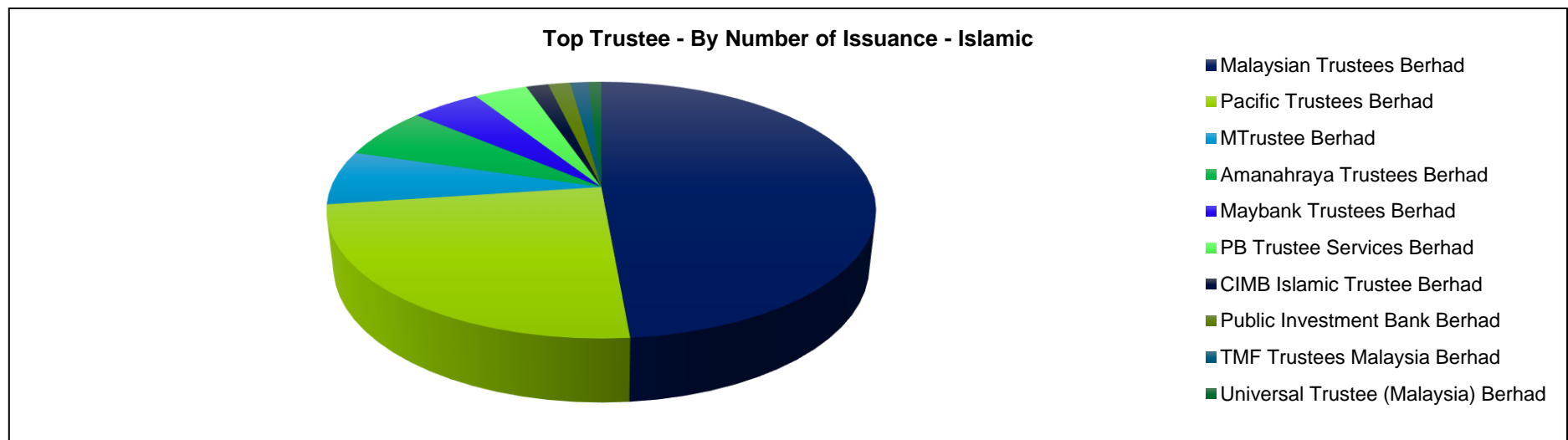


CATEGORY: <b>Top Trustee</b>		Amount: MYR Mil						
CLASSIFICATION: <b>By Amount Issued – Islamic</b>		01 Jan 2021 to 31 Dec 2021				01 Jan 2020 to 31 Dec 2020		
PERIOD								
TRUSTEE	AMOUNT ISSUED	RANK	MARKET SHARE	NO OF STOCK	RANK	MARKET SHARE	AMOUNT ISSUED	
Malaysian Trustees Berhad	39,618	1	38.4%	313	1	33.5%	34,576	
Pacific Trustees Berhad	28,319	2	27.5%	156	2	33.0%	34,082	
Maybank Trustees Berhad	9,506	3	9.2%	31	6	4.4%	4,525	
Amanahraya Trustees Berhad	7,948	4	7.7%	42	3	10.1%	10,410	
PB Trustee Services Berhad	7,465	5	7.2%	24	7	3.0%	3,085	
MTrustee Berhad	5,057	6	4.9%	44	4	7.0%	7,212	
CIMB Islamic Trustee Berhad	3,770	7	3.7%	10	5	5.4%	5,540	
TMF Trustees Malaysia Berhad	785	8	0.8%	8	8	2.1%	2,134	
Maybank Investment Bank Berhad	500	9	0.5%	1	9	1.0%	1,000	
Universal Trustee (Malaysia) Berhad	80	10	0.1%	6	10	0.3%	280	
<b>TOP 10 TOTAL</b>	<b>103,048</b>		<b>99.9%</b>	<b>635</b>		<b>99.7%</b>	<b>102,843</b>	
<b>TOTAL</b>	<b>103,118</b>		<b>100.0%</b>	<b>645</b>		<b>100.0%</b>	<b>103,139</b>	

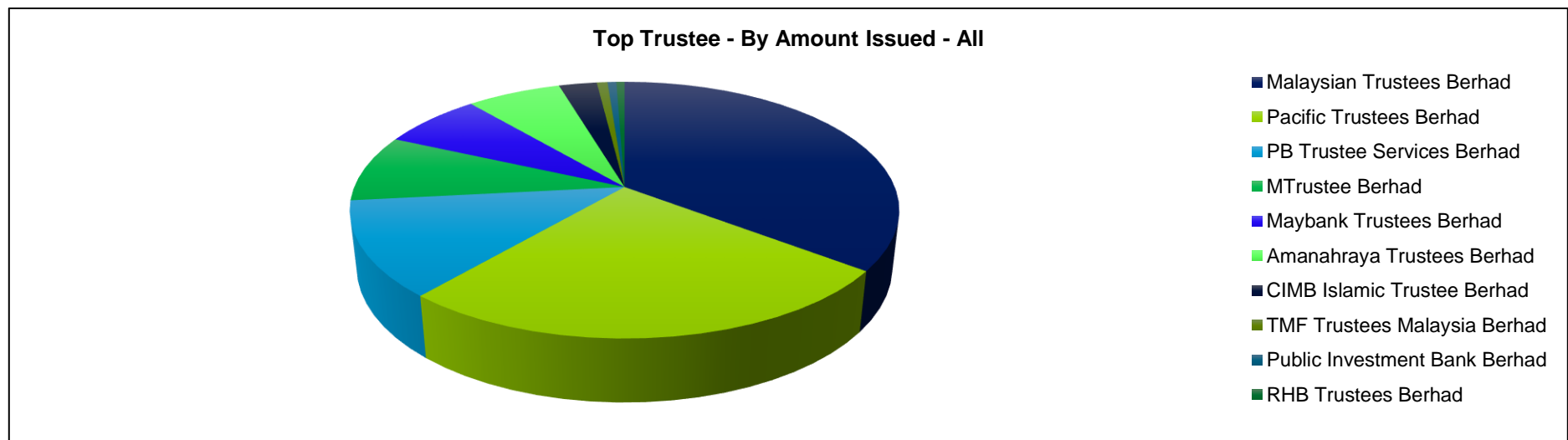




CATEGORY: <b>Top Trustee</b>					Amount: MYR Mil		
CLASSIFICATION: <b>By Number of Issuance – Islamic</b>							
PERIOD	01 Jan 2021 to 31 Dec 2021				01 Jan 2020 to 31 Dec 2020		
TRUSTEE	NO OF STOCK	RANK	MARKET SHARE	AMOUNT ISSUED	RANK	MARKET SHARE	NO OF STOCK
Malaysian Trustees Berhad	313	1	38.4%	39,618	2	33.5%	196
Pacific Trustees Berhad	156	2	27.5%	28,319	1	33.0%	213
MTrustee Berhad	44	3	4.9%	5,057	3	7.0%	101
Amanahraya Trustees Berhad	42	4	7.7%	7,948	6	10.1%	21
Maybank Trustees Berhad	31	5	9.2%	9,506	4	4.4%	27
PB Trustee Services Berhad	24	6	7.2%	7,465	10	3.0%	12
CIMB Islamic Trustee Berhad	10	7	3.7%	3,770	9	5.4%	12
Public Investment Bank Berhad	10	8	0.1%	70	7	0.1%	17
TMF Trustees Malaysia Berhad	8	9	0.8%	785	8	2.1%	14
Universal Trustee (Malaysia) Berhad	6	10	0.1%	80	5	0.3%	23
<b>TOP 10 TOTAL</b>	<b>644</b>		<b>99.5%</b>	<b>102,618</b>		<b>98.8%</b>	<b>636</b>
<b>TOTAL</b>	<b>645</b>		<b>100.0%</b>	<b>103,118</b>		<b>100.0%</b>	<b>650</b>

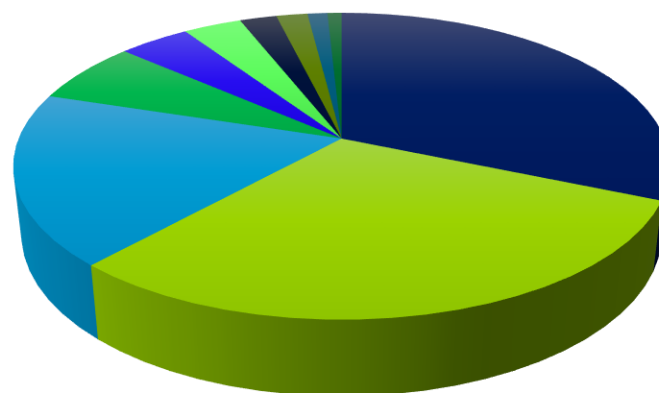


CATEGORY: <b>Top Trustee</b>		Amount: MYR Mil						
CLASSIFICATION: <b>By Amount Issued – All</b>		01 Jan 2021 to 31 Dec 2021				01 Jan 2020 to 31 Dec 2020		
PERIOD								
TRUSTEE	AMOUNT ISSUED	RANK	MARKET SHARE	NO OF STOCK	RANK	MARKET SHARE	AMOUNT ISSUED	
Malaysian Trustees Berhad	50,047	1	34.8%	377	2	31.1%	47,218	
Pacific Trustees Berhad	36,803	2	25.6%	365	1	31.2%	47,421	
PB Trustee Services Berhad	17,018	3	11.8%	79	4	8.4%	12,819	
MTrustee Berhad	11,958	4	8.3%	218	5	7.2%	10,872	
Maybank Trustees Berhad	9,952	5	6.9%	41	6	3.7%	5,605	
Amanahraya Trustees Berhad	9,357	6	6.5%	50	3	8.6%	13,100	
CIMB Islamic Trustee Berhad	3,770	7	2.6%	10	7	3.6%	5,540	
TMF Trustees Malaysia Berhad	1,056	8	0.7%	22	8	1.6%	2,454	
Public Investment Bank Berhad	880	9	0.6%	14	9	1.0%	1,452	
RHB Trustees Berhad	810	10	0.6%	4	10	0.9%	1,400	
<b>TOP 10 TOTAL</b>	<b>141,651</b>		<b>98.4%</b>	<b>1,180</b>		<b>97.2%</b>	<b>147,879</b>	
<b>TOTAL</b>	<b>144,002</b>		<b>100.0%</b>	<b>1,221</b>		<b>100.0%</b>	<b>152,084</b>	



CATEGORY: <b>Top Trustee</b>		Amount: MYR Mil						
CLASSIFICATION: <b>By Number of Issuance – All</b>		01 Jan 2021 to 31 Dec 2021				01 Jan 2020 to 31 Dec 2020		
PERIOD								
TRUSTEE	NO OF STOCK	RANK	MARKET SHARE	AMOUNT ISSUED	RANK	MARKET SHARE	NO OF STOCK	
Malaysian Trustees Berhad	377	1	34.8%	50,047	2	31.1%	266	
Pacific Trustees Berhad	365	2	25.6%	36,803	1	31.2%	363	
MTrustee Berhad	218	3	8.3%	11,958	3	7.2%	254	
PB Trustee Services Berhad	79	4	11.8%	17,018	4	8.4%	101	
Amanahraya Trustees Berhad	50	5	6.5%	9,357	6	8.6%	35	
Maybank Trustees Berhad	41	6	6.9%	9,952	5	3.7%	41	
Universal Trustee (Malaysia) Berhad	26	7	0.2%	280	9	0.2%	23	
TMF Trustees Malaysia Berhad	22	8	0.7%	1,056	7	1.6%	32	
Public Investment Bank Berhad	14	9	0.6%	880	8	1.0%	24	
CIMB Islamic Trustee Berhad	10	10	2.6%	3,770	11	3.6%	12	
<b>TOP 10 TOTAL</b>	<b>1,202</b>		<b>98.0%</b>	<b>141,121</b>		<b>96.5%</b>	<b>1,151</b>	
<b>TOTAL</b>	<b>1,221</b>		<b>100.0%</b>	<b>144,002</b>		<b>100.0%</b>	<b>1,198</b>	

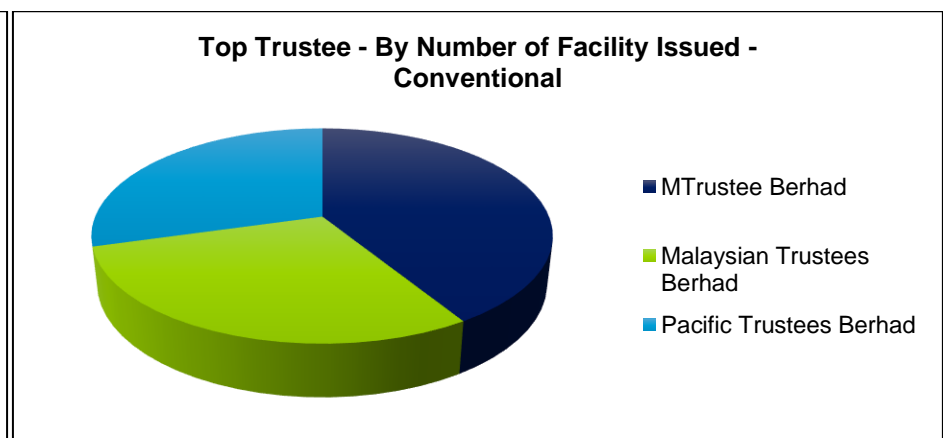
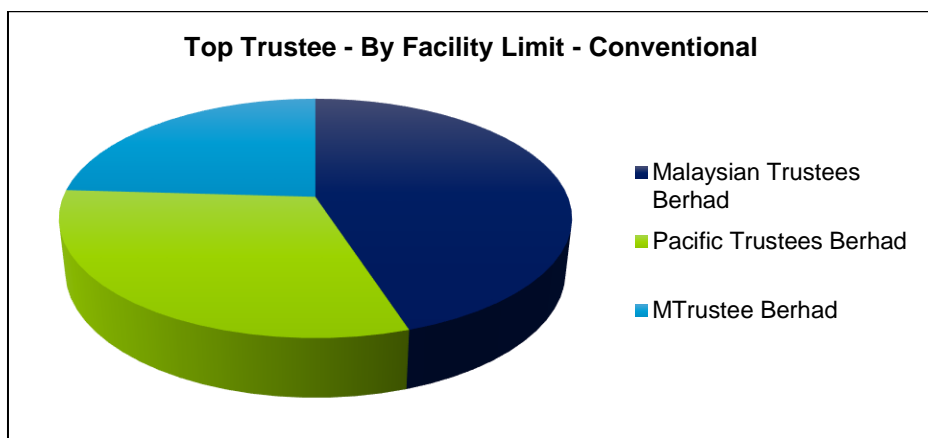
Top Trustee - By Number of Issuance - All



- Malaysian Trustees Berhad
- Pacific Trustees Berhad
- MTrustee Berhad
- PB Trustee Services Berhad
- Amanahraya Trustees Berhad
- Maybank Trustees Berhad
- Universal Trustee (Malaysia) Berhad
- TMF Trustees Malaysia Berhad
- Public Investment Bank Berhad
- CIMB Islamic Trustee Berhad

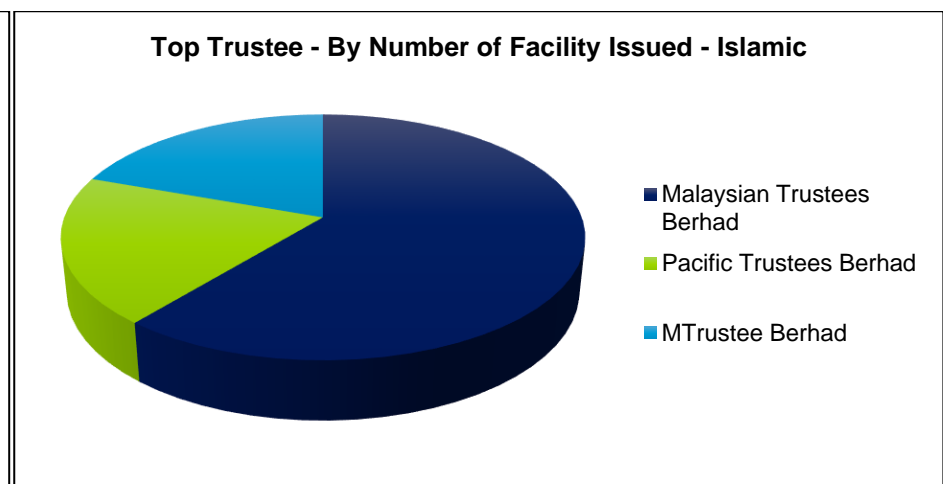
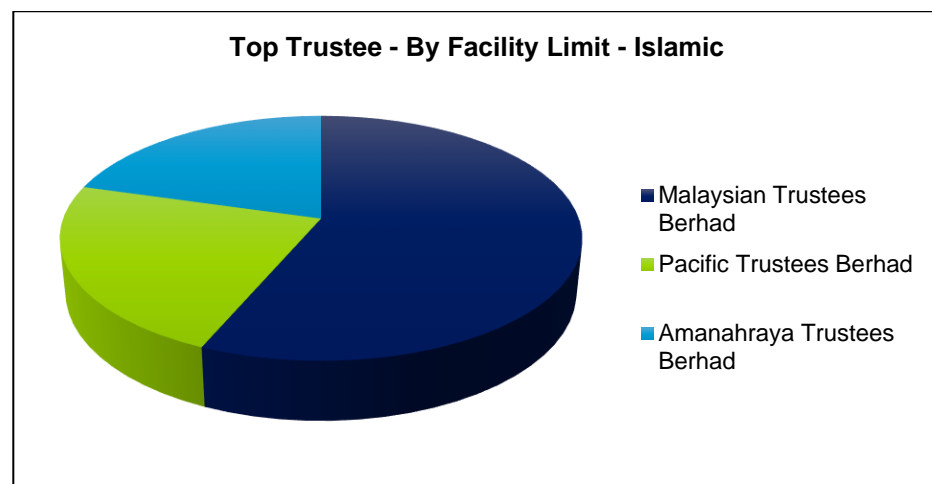
CATEGORY: Top Trustee		Amount: MYR Mil						
CLASSIFICATION: By Facility Limit – Conventional		01 Jan 2021 to 31 Dec 2021				01 Jan 2020 to 31 Dec 2020		
PERIOD								
TRUSTEE	FACILITY LIMIT	RANK	MARKET SHARE	NO OF FACILITY	RANK	MARKET SHARE	FACILITY LIMIT	
Malaysian Trustees Berhad	13,250	1	40.9%	5	3	10.5%	2,500	
Pacific Trustees Berhad	9,099	2	28.1%	5	1	60.3%	14,390	
MTrustee Berhad	7,082	3	21.9%	7	2	16.1%	3,844	
<b>TOP 3 TOTAL</b>	<b>29,431</b>		<b>90.9%</b>	<b>17</b>		<b>86.9%</b>	<b>20,734</b>	
<b>TOTAL</b>	<b>32,392</b>		<b>100.0%</b>	<b>21</b>		<b>100.0%</b>	<b>23,858</b>	

CATEGORY: Top Trustee		Amount: MYR Mil						
CLASSIFICATION: By Number of Facility Issued – Conventional		01 Jan 2021 to 31 Dec 2021				01 Jan 2020 to 31 Dec 2020		
PERIOD								
TRUSTEE	NO OF FACILITY	RANK	MARKET SHARE	FACILITY LIMIT	RANK	MARKET SHARE	NO OF FACILITY	
MTrustee Berhad	7	1	21.9%	7,082	2	16.1%	4	
Malaysian Trustees Berhad	5	2	40.9%	13,250	3	10.5%	2	
Pacific Trustees Berhad	5	3	28.1%	9,099	1	60.3%	6	
<b>TOP 3 TOTAL</b>	<b>17</b>		<b>90.9%</b>	<b>29,431</b>		<b>86.9%</b>	<b>12</b>	
<b>TOTAL</b>	<b>21</b>		<b>100.0%</b>	<b>32,392</b>		<b>100.0%</b>	<b>17</b>	



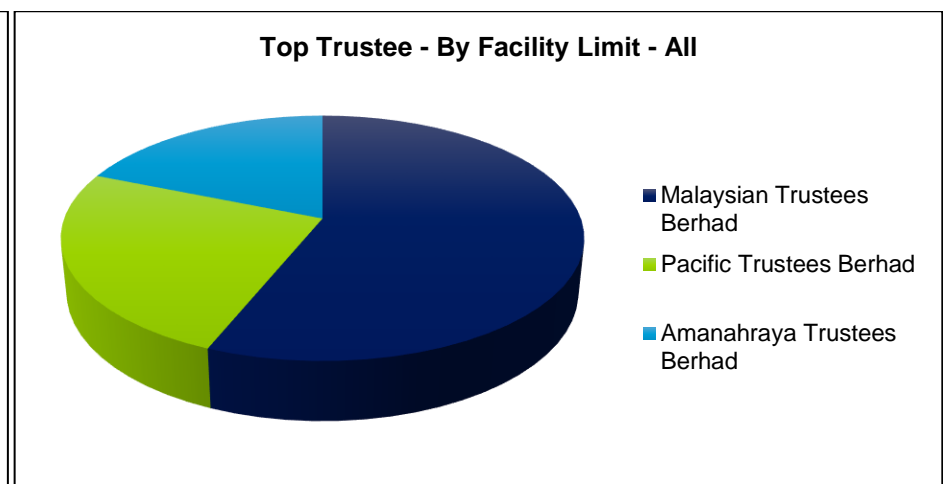
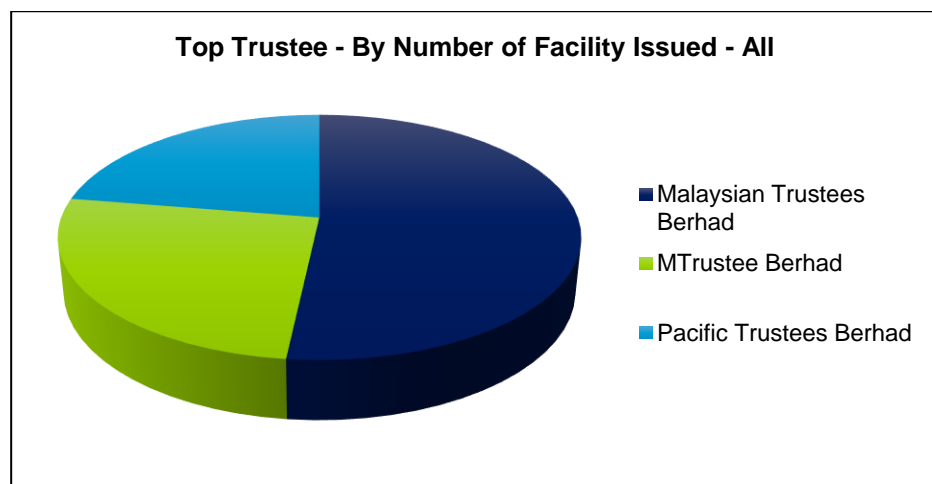
CATEGORY: <b>Top Trustee</b>		Amount: MYR Mil						
CLASSIFICATION: <b>By Facility Limit – Islamic</b>		01 Jan 2021 to 31 Dec 2021				01 Jan 2020 to 31 Dec 2020		
TRUSTEE	FACILITY LIMIT	RANK	MARKET SHARE	NO OF FACILITY	RANK	MARKET SHARE	FACILITY LIMIT	
Malaysian Trustees Berhad	84,908	1	49.1%	25	1	51.4%	54,350	
Pacific Trustees Berhad	34,600	2	20.0%	8	4	2.0%	2,060	
Amanahraya Trustees Berhad	30,900	3	17.9%	6	3	19.4%	20,500	
<b>TOP 3 TOTAL</b>	<b>150,408</b>		<b>87.0%</b>	<b>39</b>		<b>72.7%</b>	<b>76,910</b>	
<b>TOTAL</b>	<b>172,892</b>		<b>100.0%</b>	<b>54</b>		<b>100.0%</b>	<b>105,738</b>	

CATEGORY: <b>Top Trustee</b>		Amount: MYR Mil						
CLASSIFICATION: <b>By Number of Facility Issued – Islamic</b>		01 Jan 2021 to 31 Dec 2021				01 Jan 2020 to 31 Dec 2020		
TRUSTEE	NO OF FACILITY	RANK	MARKET SHARE	FACILITY LIMIT	RANK	MARKET SHARE	NO OF FACILITY	
Malaysian Trustees Berhad	25	1	49.1%	84,908	1	51.4%	21	
Pacific Trustees Berhad	8	2	20.0%	34,600	5	2.0%	4	
MTrustee Berhad	8	3	3.7%	6,474	2	24.1%	16	
<b>TOP 3 TOTAL</b>	<b>41</b>		<b>72.9%</b>	<b>125,982</b>		<b>77.4%</b>	<b>41</b>	
<b>TOTAL</b>	<b>54</b>		<b>100.0%</b>	<b>172,892</b>		<b>100.0%</b>	<b>56</b>	



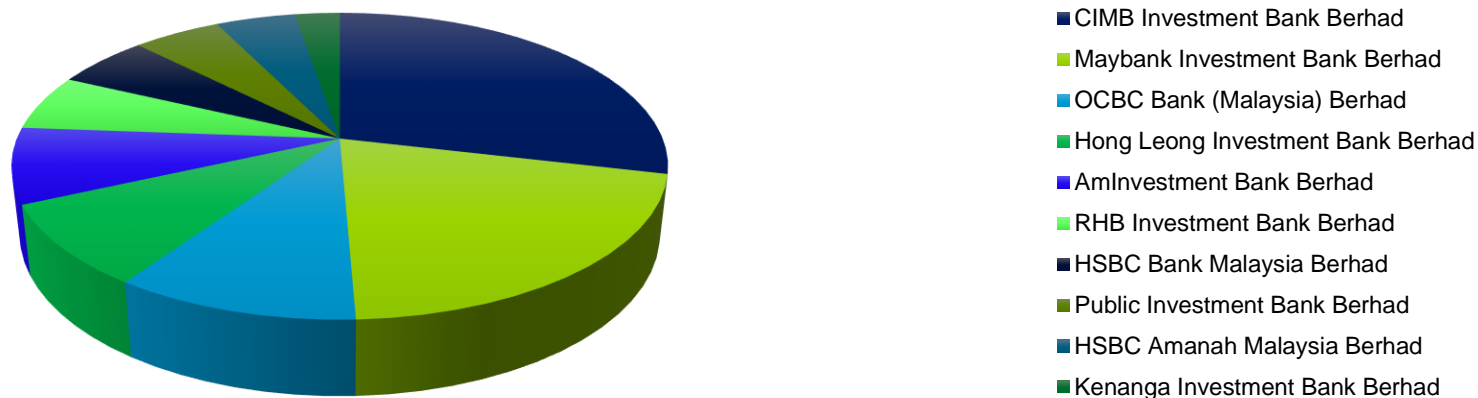
CATEGORY: <b>Top Trustee</b>		Amount: MYR Mil						
CLASSIFICATION: <b>By Facility Limit – All</b>		01 Jan 2021 to 31 Dec 2021				01 Jan 2020 to 31 Dec 2020		
PERIOD								
TRUSTEE	FACILITY LIMIT	RANK	MARKET SHARE	NO OF FACILITY	RANK	MARKET SHARE	FACILITY LIMIT	
Malaysian Trustees Berhad	98,158	1	47.8%	30	1	43.9%	56,850	
Pacific Trustees Berhad	43,699	2	21.3%	13	4	12.7%	16,450	
Amanahraya Trustees Berhad	32,900	3	16.0%	7	3	16.2%	21,000	
<b>TOP 3 TOTAL</b>	<b>174,757</b>		<b>85.1%</b>	<b>50</b>		<b>72.8%</b>	<b>94,300</b>	
<b>TOTAL</b>	<b>205,284</b>		<b>100.0%</b>	<b>75</b>		<b>100.0%</b>	<b>129,596</b>	

CATEGORY: <b>Top Trustee</b>		Amount: MYR Mil						
CLASSIFICATION: <b>By Number of Facility Issued – All</b>		01 Jan 2021 to 31 Dec 2021				01 Jan 2020 to 31 Dec 2020		
PERIOD								
TRUSTEE	NO OF FACILITY	RANK	MARKET SHARE	FACILITY LIMIT	RANK	MARKET SHARE	NO OF FACILITY	
Malaysian Trustees Berhad	30	1	47.8%	98,158	1	43.9%	23	
MTrustee Berhad	15	2	6.6%	13,556	2	22.6%	20	
Pacific Trustees Berhad	13	3	21.3%	43,699	3	12.7%	10	
<b>TOP 3 TOTAL</b>	<b>58</b>		<b>75.7%</b>	<b>155,413</b>		<b>79.2%</b>	<b>53</b>	
<b>TOTAL</b>	<b>75</b>		<b>100.0%</b>	<b>205,284</b>		<b>100.0%</b>	<b>73</b>	

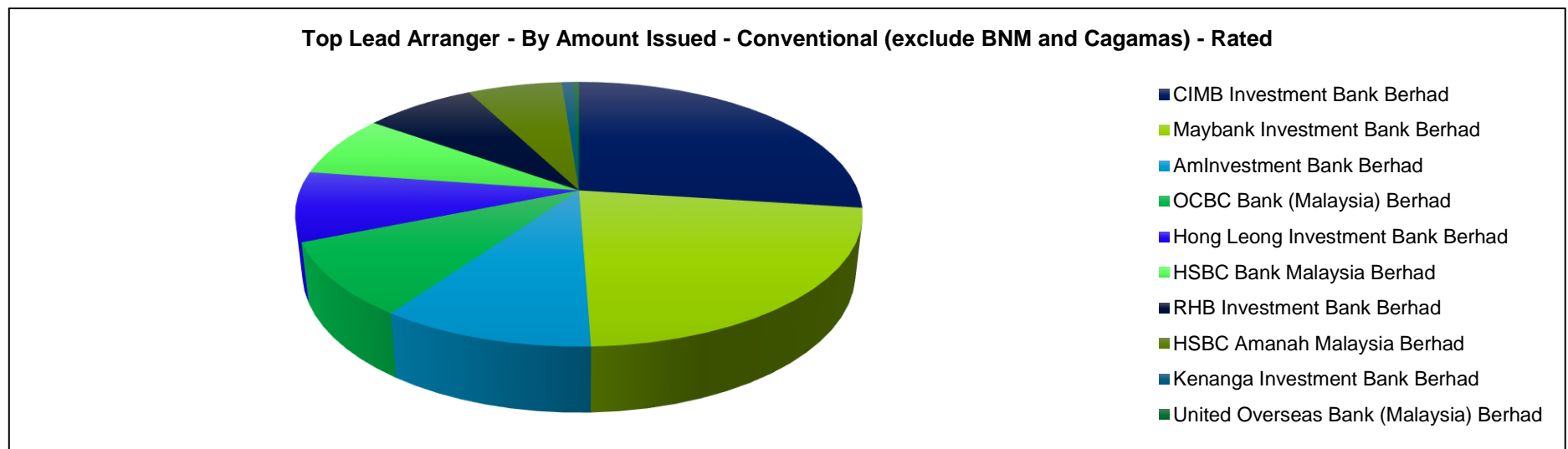


CATEGORY: Top Lead Arranger		Amount: MYR Mil						
CLASSIFICATION: By Amount Issued – Conventional (exclude BNM and Cagamas)		01 Jan 2021 to 31 Dec 2021				01 Jan 2020 to 31 Dec 2020		
PERIOD								
LEAD ARRANGER	AMOUNT ISSUED	RANK	MARKET SHARE	NO OF STOCK	RANK	MARKET SHARE	AMOUNT ISSUED	
CIMB Investment Bank Berhad	10,750	1	28.6%	227	1	35.1%	16,338	
Maybank Investment Bank Berhad	7,751	2	20.6%	198	2	17.0%	7,929	
OCBC Bank (Malaysia) Berhad	3,833	3	10.2%	211	4	7.6%	3,537	
Hong Leong Investment Bank Berhad	3,241	4	8.6%	25	5	7.0%	3,281	
AmlInvestment Bank Berhad	2,985	5	7.9%	33	11	1.8%	819	
RHB Investment Bank Berhad	2,199	6	5.8%	156	7	5.7%	2,663	
HSBC Bank Malaysia Berhad	2,067	7	5.5%	23	9	2.9%	1,362	
Public Investment Bank Berhad	1,930	8	5.1%	62	8	3.9%	1,821	
HSBC Amanah Malaysia Berhad	1,750	9	4.7%	15	6	6.0%	2,800	
Kenanga Investment Bank Berhad	986	10	2.6%	115	3	8.8%	4,103	
<b>TOP 10 TOTAL</b>	<b>37,490</b>		<b>99.6%</b>	<b>1,065</b>		<b>95.8%</b>	<b>44,653</b>	
<b>TOTAL</b>	<b>37,641</b>		<b>100.0%</b>	<b>1,068</b>		<b>100.0%</b>	<b>44,718</b>	

Top Lead Arranger - By Amount Issued - Conventional (exclude BNM and Cagamas)

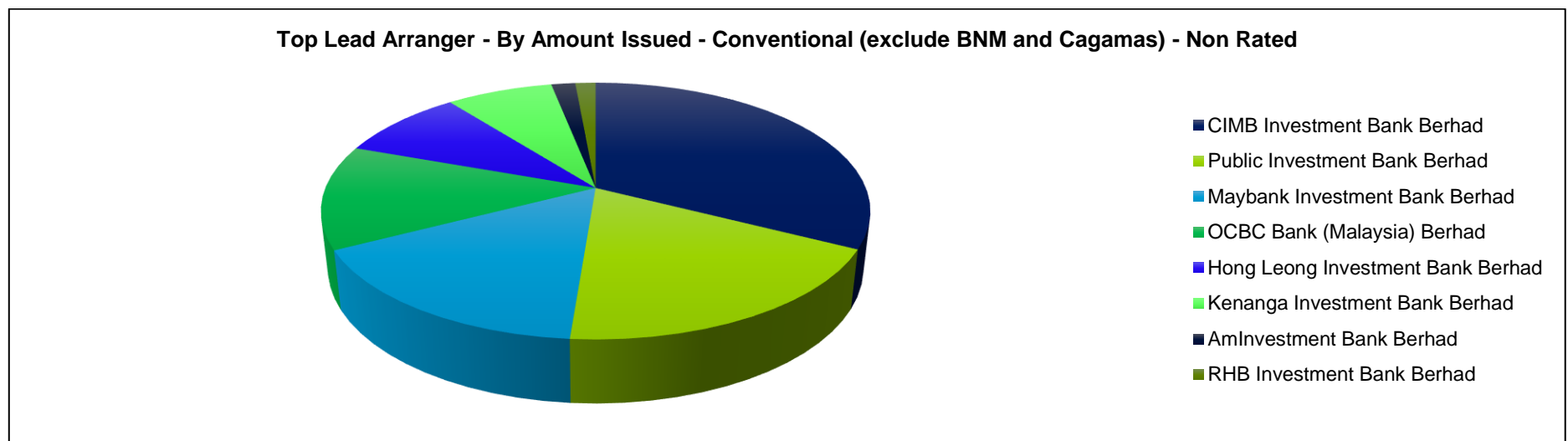


CATEGORY: Top Lead Arranger		Amount: MYR Mil						
CLASSIFICATION: By Amount Issued – Conventional (exclude BNM and Cagamas) – Rated		01 Jan 2021 to 31 Dec 2021				01 Jan 2020 to 31 Dec 2020		
PERIOD								
LEAD ARRANGER	AMOUNT ISSUED	RANK	MARKET SHARE	NO OF STOCK	RANK	MARKET SHARE	AMOUNT ISSUED	
CIMB Investment Bank Berhad	7,398	1	27.1%	87	1	37.3%	13,201	
Maybank Investment Bank Berhad	6,090	2	22.3%	42	2	15.1%	5,336	
AmlInvestment Bank Berhad	2,811	3	10.3%	31	10	2.1%	733	
OCBC Bank (Malaysia) Berhad	2,480	4	9.1%	51	7	5.3%	1,890	
Hong Leong Investment Bank Berhad	2,319	5	8.5%	16	3	8.4%	2,961	
HSBC Bank Malaysia Berhad	2,067	6	7.6%	23	8	3.8%	1,362	
RHB Investment Bank Berhad	2,053	7	7.5%	17	6	6.1%	2,160	
HSBC Amanah Malaysia Berhad	1,750	8	6.4%	15	4	7.9%	2,800	
Kenanga Investment Bank Berhad	217	9	0.8%	9	5	6.9%	2,438	
United Overseas Bank (Malaysia) Berhad	100	10	0.4%	1	12	1.4%	500	
<b>TOP 10 TOTAL</b>	<b>27,285</b>		<b>99.8%</b>	<b>292</b>		<b>94.2%</b>	<b>33,380</b>	
<b>TOTAL</b>	<b>27,340</b>		<b>100.0%</b>	<b>294</b>		<b>100.0%</b>	<b>33,546</b>	



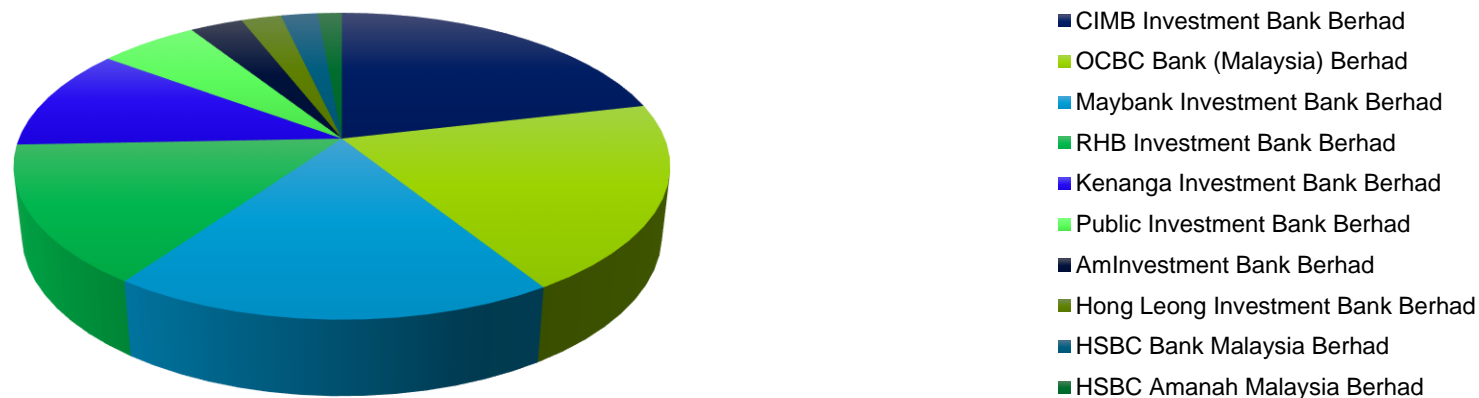


CATEGORY: <b>Top Lead Arranger</b>		Amount: MYR Mil						
CLASSIFICATION: <b>By Amount Issued – Conventional (exclude BNM and Cagamas) – Non Rated</b>		01 Jan 2021 to 31 Dec 2021				01 Jan 2020 to 31 Dec 2020		
PERIOD								
LEAD ARRANGER	AMOUNT ISSUED	RANK	MARKET SHARE	NO OF STOCK	RANK	MARKET SHARE	AMOUNT ISSUED	
CIMB Investment Bank Berhad	3,351	1	32.5%	140	1	28.1%	3,138	
Public Investment Bank Berhad	1,930	2	18.7%	62	5	10.9%	1,221	
Maybank Investment Bank Berhad	1,661	3	16.1%	156	2	23.2%	2,593	
OCBC Bank (Malaysia) Berhad	1,353	4	13.1%	160	4	14.7%	1,647	
Hong Leong Investment Bank Berhad	922	5	8.9%	9	7	2.9%	320	
Kenanga Investment Bank Berhad	769	6	7.5%	106	3	14.9%	1,665	
AmInvestment Bank Berhad	173	7	1.7%	2	8	0.8%	86	
RHB Investment Bank Berhad	146	8	1.4%	139	6	4.5%	503	
<b>TOP 10 TOTAL</b>	<b>10,305</b>		<b>100.0%</b>	<b>774</b>		<b>100.0%</b>	<b>11,172</b>	
<b>TOTAL</b>	<b>10,305</b>		<b>100.0%</b>	<b>774</b>		<b>100.0%</b>	<b>11,172</b>	



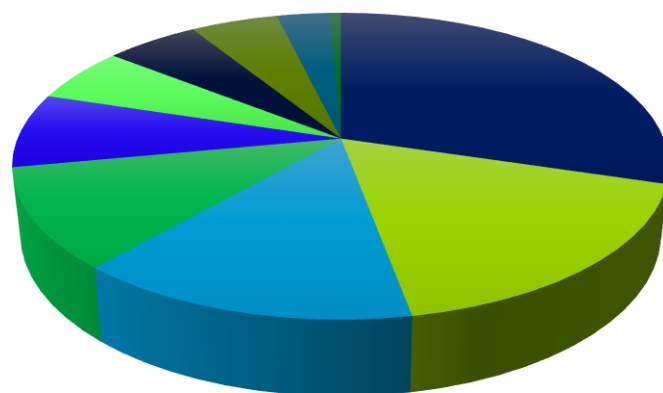
CATEGORY: Top Lead Arranger		Amount: MYR Mil						
CLASSIFICATION: By Number of Issuance - Conventional (exclude BNM and Cagamas)		01 Jan 2021 to 31 Dec 2021				01 Jan 2020 to 31 Dec 2020		
PERIOD								
LEAD ARRANGER	NO OF STOCK	RANK	MARKET SHARE	AMOUNT ISSUED	RANK	MARKET SHARE	NO OF STOCK	
CIMB Investment Bank Berhad	227	1	28.6%	10,750	2	35.1%	112	
OCBC Bank (Malaysia) Berhad	211	2	10.2%	3,833	4	7.6%	78	
Maybank Investment Bank Berhad	198	3	20.6%	7,751	3	17.0%	108	
RHB Investment Bank Berhad	156	4	5.8%	2,199	6	5.7%	60	
Kenanga Investment Bank Berhad	115	5	2.6%	986	1	8.8%	181	
Public Investment Bank Berhad	62	6	5.1%	1,930	5	3.9%	66	
AmInvestment Bank Berhad	33	7	7.9%	2,985	9	1.8%	19	
Hong Leong Investment Bank Berhad	25	8	8.6%	3,241	7	7.0%	32	
HSBC Bank Malaysia Berhad	23	9	5.5%	2,067	10	2.9%	16	
HSBC Amanah Malaysia Berhad	15	10	4.7%	1,750	8	6.0%	19	
<b>TOP 10 TOTAL</b>	<b>1,065</b>		<b>99.6%</b>	<b>37,492</b>		<b>95.8%</b>	<b>691</b>	
<b>TOTAL</b>	<b>1,068</b>		<b>100.0%</b>	<b>37,641</b>		<b>100.0%</b>	<b>702</b>	

Top Lead Arranger - By Number of Issuance - Conventional (exclude BNM and Cagamas)



CATEGORY: Top Lead Arranger		Amount: MYR Mil						
CLASSIFICATION: By Number of Issuance - Conventional (exclude BNM and Cagamas) – Rated		01 Jan 2021 to 31 Dec 2021				01 Jan 2020 to 31 Dec 2020		
PERIOD								
LEAD ARRANGER	NO OF STOCK	RANK	MARKET SHARE	AMOUNT ISSUED	RANK	MARKET SHARE	NO OF STOCK	
CIMB Investment Bank Berhad	87	1	27.1%	7,398	1	37.3%	82	
OCBC Bank (Malaysia) Berhad	51	2	9.1%	2,480	4	5.3%	35	
Maybank Investment Bank Berhad	42	3	22.3%	6,090	2	15.1%	47	
AmlInvestment Bank Berhad	31	4	10.3%	2,811	8	2.1%	16	
HSBC Bank Malaysia Berhad	23	5	7.6%	2,067	7	3.8%	16	
RHB Investment Bank Berhad	17	6	7.5%	2,052	9	6.1%	15	
Hong Leong Investment Bank Berhad	16	7	8.5%	2,319	6	8.4%	18	
HSBC Amanah Malaysia Berhad	15	8	6.4%	1,750	5	7.9%	19	
Kenanga Investment Bank Berhad	9	9	0.8%	217	3	6.9%	45	
MUFG Bank (Malaysia) Berhad (fka Bank of Tokyo-Mitsubishi UFJ (Malaysia) Berhad)	2	10	0.2%	50	11	0.7%	6	
<b>TOP 10 TOTAL</b>	<b>293</b>		<b>99.6%</b>	<b>27,234</b>		<b>93.5%</b>	<b>299</b>	
<b>TOTAL</b>	<b>294</b>		<b>100.0%</b>	<b>27,340</b>		<b>100.0%</b>	<b>316</b>	

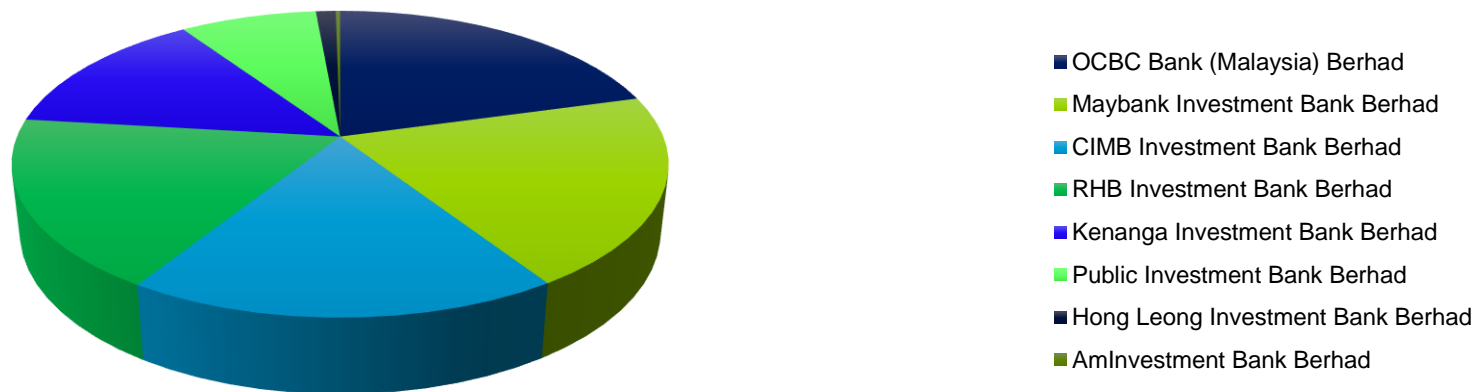
Top Lead Arranger - By Number of Issuance - Conventional (exclude BNM and Cagamas) - Rated



- CIMB Investment Bank Berhad
- OCBC Bank (Malaysia) Berhad
- Maybank Investment Bank Berhad
- AmlInvestment Bank Berhad
- HSBC Bank Malaysia Berhad
- RHB Investment Bank Berhad
- Hong Leong Investment Bank Berhad
- HSBC Amanah Malaysia Berhad
- Kenanga Investment Bank Berhad


CATEGORY: Top Lead Arranger					Amount: MYR Mil		
CLASSIFICATION: By Number of Issuance - Conventional (exclude BNM and Cagamas) – Non Rated							
PERIOD	01 Jan 2021 to 31 Dec 2021				01 Jan 2020 to 31 Dec 2020		
LEAD ARRANGER	NO OF STOCK	RANK	MARKET SHARE	AMOUNT ISSUED	RANK	MARKET SHARE	NO OF STOCK
OCBC Bank (Malaysia) Berhad	160	1	13.1%	1,353	5	14.7%	43
Maybank Investment Bank Berhad	156	2	16.1%	1,661	2	23.2%	61
CIMB Investment Bank Berhad	140	3	32.5%	3,351	6	28.1%	30
RHB Investment Bank Berhad	139	4	1.4%	146	4	4.5%	45
Kenanga Investment Bank Berhad	106	5	7.5%	769	1	14.9%	136
Public Investment Bank Berhad	62	6	18.7%	1,930	3	10.9%	54
Hong Leong Investment Bank Berhad	9	7	8.9%	922	7	2.9%	14
AmInvestment Bank Berhad	2	8	1.7%	173	8	0.8%	3
<b>TOP 10 TOTAL</b>	<b>774</b>		<b>100.0%</b>	<b>10,305</b>		<b>100.0%</b>	<b>386</b>
<b>TOTAL</b>	<b>774</b>		<b>100.0%</b>	<b>10,305</b>		<b>100.0%</b>	<b>386</b>

Top Lead Arranger - By Number of Issuance - Conventional (exclude BNM and Cagamas) - Non Rated



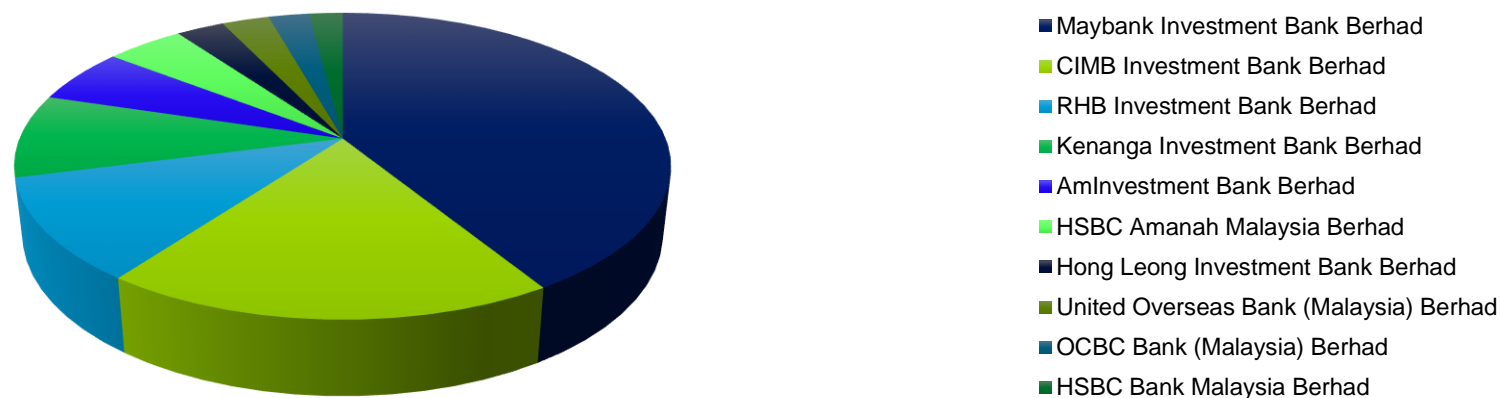
CATEGORY: Top Lead Arranger		Amount: MYR Mil						
CLASSIFICATION: By Amount Issued – Islamic (exclude BNM and Cagamas)		01 Jan 2021 to 31 Dec 2021				01 Jan 2020 to 31 Dec 2020		
PERIOD								
LEAD ARRANGER	AMOUNT ISSUED	RANK	MARKET SHARE	NO OF STOCK	RANK	MARKET SHARE	AMOUNT ISSUED	
Maybank Investment Bank Berhad	51,431	1	39.4%	257	1	31.5%	39,362	
CIMB Investment Bank Berhad	25,062	2	19.2%	178	2	21.0%	26,259	
RHB Investment Bank Berhad	16,387	3	12.6%	217	4	13.8%	17,238	
AmInvestment Bank Berhad	10,653	4	8.2%	101	5	9.7%	12,153	
Kenanga Investment Bank Berhad	8,695	5	6.7%	140	3	14.0%	17,470	
HSBC Amanah Malaysia Berhad	4,432	6	3.4%	51	6	3.1%	3,827	
Hong Leong Investment Bank Berhad	2,851	7	2.2%	28	8	1.8%	2,222	
United Overseas Bank (Malaysia) Berhad	2,400	8	1.8%	16	16	0.2%	196	
OCBC Bank (Malaysia) Berhad	1,917	9	1.5%	11				
HSBC Bank Malaysia Berhad	1,583	10	1.2%	12	13	0.3%	333	
<b>TOP 10 TOTAL</b>	<b>125,410</b>		<b>96.2%</b>	<b>1,011</b>		<b>95.3%</b>	<b>119,062</b>	
<b>TOTAL</b>	<b>128,395</b>		<b>100.0%</b>	<b>1,123</b>		<b>100.0%</b>	<b>124,007</b>	

Top Lead Arranger - By Amount Issued - Islamic (exclude BNM and Cagamas)



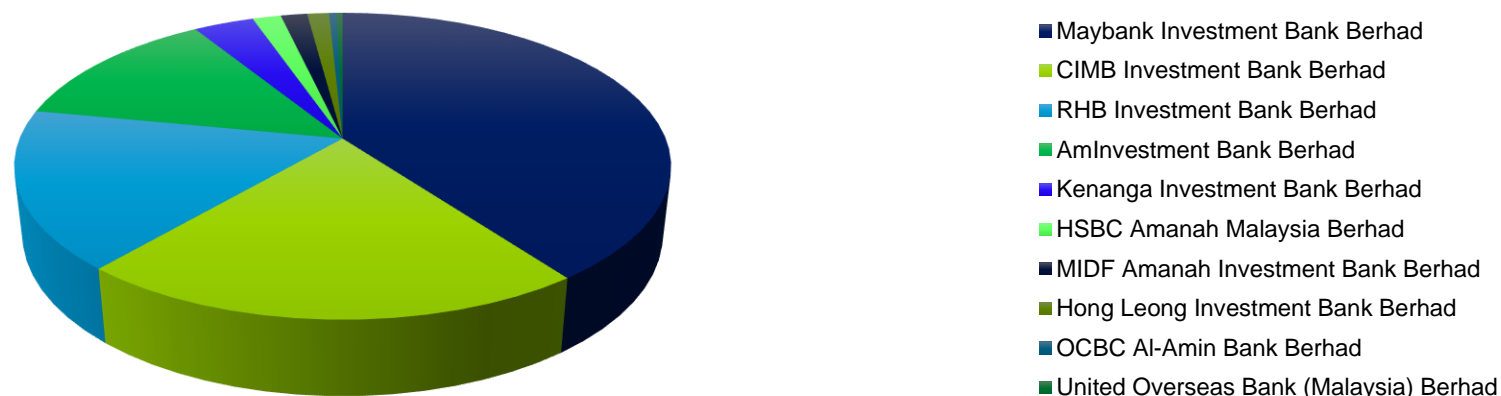
CATEGORY: Top Lead Arranger		Amount: MYR Mil						
CLASSIFICATION: By Amount Issued – Islamic (exclude BNM and Cagamas) – Rated		01 Jan 2021 to 31 Dec 2021				01 Jan 2020 to 31 Dec 2020		
PERIOD								
LEAD ARRANGER	AMOUNT ISSUED	RANK	MARKET SHARE	NO OF STOCK	RANK	MARKET SHARE	AMOUNT ISSUED	
Maybank Investment Bank Berhad	33,207	1	39.4%	116	1	34.3%	28,888	
CIMB Investment Bank Berhad	15,260	2	18.1%	109	2	19.5%	16,408	
RHB Investment Bank Berhad	8,728	3	10.4%	79	4	10.1%	8,471	
Kenanga Investment Bank Berhad	7,080	4	8.4%	95	3	18.1%	15,235	
AmInvestment Bank Berhad	4,655	5	5.5%	46	5	5.9%	4,944	
HSBC Amanah Malaysia Berhad	3,670	6	4.4%	26	6	3.7%	3,117	
Hong Leong Investment Bank Berhad	2,265	7	2.7%	24	8	1.5%	1,273	
United Overseas Bank (Malaysia) Berhad	2,240	8	2.7%	12	19	0.1%	68	
OCBC Bank (Malaysia) Berhad	1,917	9	2.3%	11				
HSBC Bank Malaysia Berhad	1,583	10	1.9%	12	12	0.4%	333	
Maybank Investment Bank Berhad	33,207	1	39.4%	116	1	34.3%	28,888	
<b>TOP 10 TOTAL</b>	<b>80,604</b>		<b>95.6%</b>	<b>530</b>		<b>93.6%</b>	<b>78,738</b>	
<b>TOTAL</b>	<b>82,290</b>		<b>100.0%</b>	<b>594</b>		<b>100.0%</b>	<b>83,188</b>	

Top Lead Arranger - By Amount Issued - Islamic (exclude BNM and Cagamas) - Rated



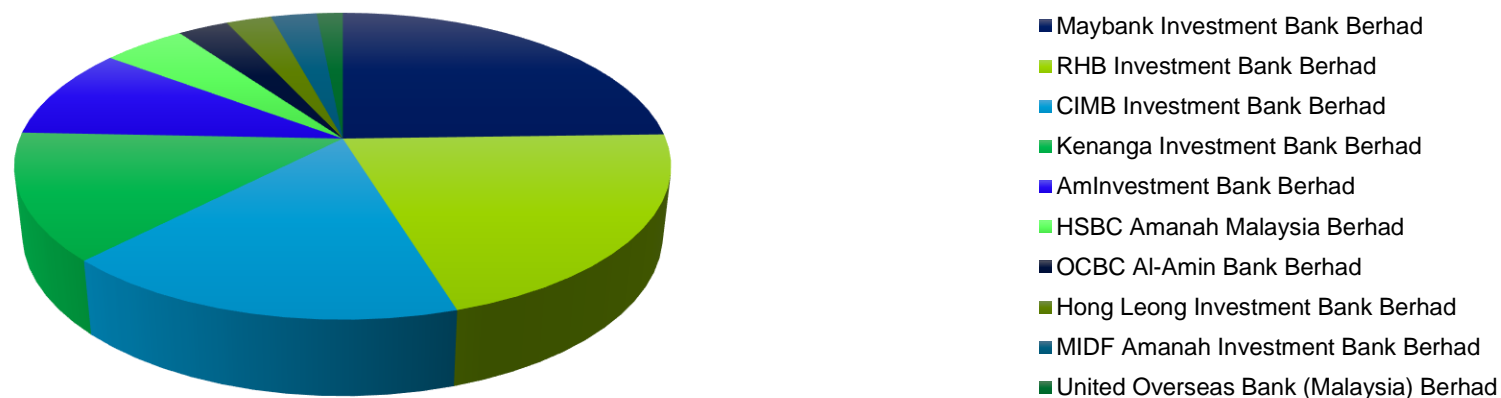
CATEGORY: Top Lead Arranger		Amount: MYR Mil						
CLASSIFICATION: By Amount Issued – Islamic (exclude BNM and Cagamas) – Non Rated		01 Jan 2021 to 31 Dec 2021				01 Jan 2020 to 31 Dec 2020		
PERIOD								
LEAD ARRANGER	AMOUNT ISSUED	RANK	MARKET SHARE	NO OF STOCK	RANK	MARKET SHARE	AMOUNT ISSUED	
Maybank Investment Bank Berhad	18,224	1	39.5%	141	1	25.7%	10,475	
CIMB Investment Bank Berhad	9,803	2	21.3%	69	2	24.1%	9,851	
RHB Investment Bank Berhad	7,659	3	16.6%	138	3	21.5%	8,767	
AmlInvestment Bank Berhad	5,998	4	13.0%	55	4	17.7%	7,209	
Kenanga Investment Bank Berhad	1,615	5	3.5%	45	5	5.5%	2,235	
HSBC Amanah Malaysia Berhad	763	6	1.7%	25	7	1.7%	710	
MIDF Amanah Investment Bank Berhad	708	7	1.5%	4				
Hong Leong Investment Bank Berhad	586	8	1.3%	4	6	2.3%	949	
OCBC Al-Amin Bank Berhad	202	9	0.4%	28	9	0.4%	157	
United Overseas Bank (Malaysia) Berhad	160	10	0.4%	4	10	0.3%	128	
<b>TOP 10 TOTAL</b>	<b>45,716</b>		<b>99.2%</b>	<b>513</b>		<b>99.2%</b>	<b>40,481</b>	
<b>TOTAL</b>	<b>46,105</b>		<b>100.0%</b>	<b>529</b>		<b>100.0%</b>	<b>40,819</b>	

Top Lead Arranger - By Amount Issued - Islamic (exclude BNM and Cagamas) - Non Rated



CATEGORY: Top Lead Arranger		Amount: MYR Mil						
CLASSIFICATION: By Number of Issuance - Islamic (exclude BNM and Cagamas)		01 Jan 2021 to 31 Dec 2021				01 Jan 2020 to 31 Dec 2020		
PERIOD								
LEAD ARRANGER	NO OF STOCK	RANK	MARKET SHARE	AMOUNT ISSUED	RANK	MARKET SHARE	NO OF STOCK	
Maybank Investment Bank Berhad	257	1	39.4%	51,431	1	31.5%	195	
RHB Investment Bank Berhad	217	2	12.6%	16,387	4	13.8%	149	
CIMB Investment Bank Berhad	178	3	19.2%	25,062	3	21.0%	154	
Kenanga Investment Bank Berhad	140	4	6.7%	8,695	2	14.0%	189	
AmInvestment Bank Berhad	101	5	8.2%	10,653	5	9.7%	114	
HSBC Amanah Malaysia Berhad	51	6	3.4%	4,432	6	3.1%	51	
OCBC AI-Amin Bank Berhad	31	7	0.4%	453	8	0.4%	29	
Hong Leong Investment Bank Berhad	28	8	2.2%	2,851	7	1.8%	32	
MIDF Amanah Investment Bank Berhad	28	9	1.1%	1,412	21	0.1%	1	
United Overseas Bank (Malaysia) Berhad	16	10	1.8%	2,400	16	0.2%	4	
<b>TOP 10 TOTAL</b>	<b>1,047</b>		<b>94.9%</b>	<b>123,776</b>		<b>95.5%</b>	<b>918</b>	
<b>TOTAL</b>	<b>1,123</b>		<b>100.0%</b>	<b>128,395</b>		<b>100.0%</b>	<b>1,010</b>	

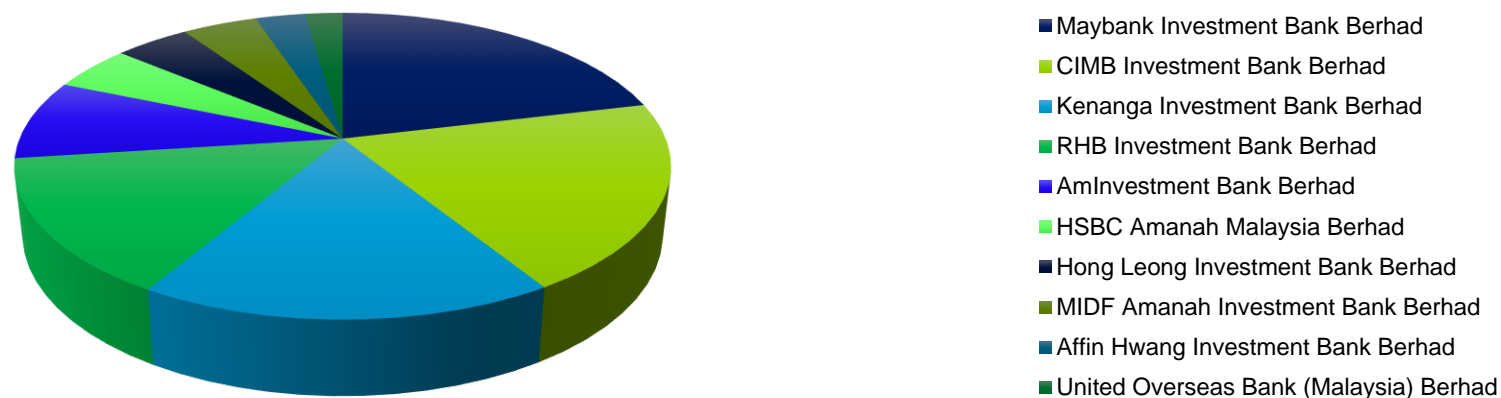
Top Lead Arranger - By Number of Issuance - Islamic (exclude BNM and Cagamas)





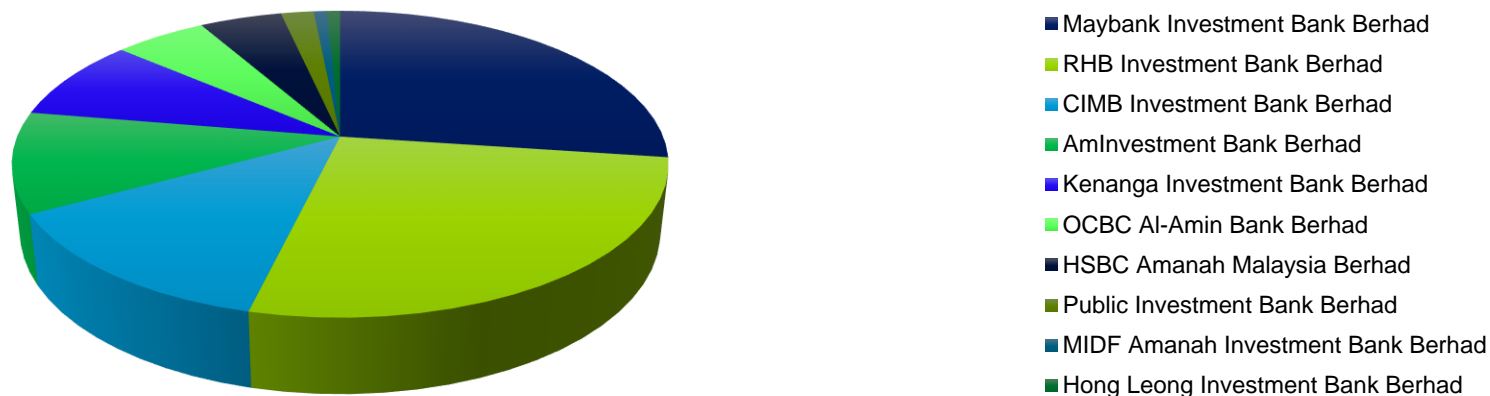
CATEGORY: Top Lead Arranger					Amount: MYR Mil		
CLASSIFICATION: By Number of Issuance - Islamic (exclude BNM and Cagamas) – Rated							
PERIOD	01 Jan 2021 to 31 Dec 2021				01 Jan 2020 to 31 Dec 2020		
LEAD ARRANGER	NO OF STOCK	RANK	MARKET SHARE	AMOUNT ISSUED	RANK	MARKET SHARE	NO OF STOCK
Maybank Investment Bank Berhad	116	1	39.4%	33,207	2	34.3%	106
CIMB Investment Bank Berhad	109	2	18.1%	15,260	3	19.5%	100
Kenanga Investment Bank Berhad	95	3	8.4%	7,080	1	18.1%	151
RHB Investment Bank Berhad	79	4	10.4%	8,728	4	10.1%	71
AmInvestment Bank Berhad	46	5	5.5%	4,655	5	5.9%	71
HSBC Amanah Malaysia Berhad	26	6	4.4%	3,670	6	3.7%	42
Hong Leong Investment Bank Berhad	24	7	2.7%	2,265	10	1.5%	16
MIDF Amanah Investment Bank Berhad	24	8	0.8%	705	18	0.2%	1
Affin Hwang Investment Bank Berhad	16	9	0.2%	145	14	0.3%	5
United Overseas Bank (Malaysia) Berhad	12	10	2.7%	2,240	20	0.1%	1
<b>TOP 10 TOTAL</b>	<b>547</b>		<b>92.5%</b>	<b>77,955</b>		<b>93.6%</b>	<b>564</b>
<b>TOTAL</b>	<b>594</b>		<b>100.0%</b>	<b>82,290</b>		<b>100.0%</b>	<b>648</b>

Top Lead Arranger - By Number of Issuance - Islamic (exclude BNM and Cagamas) - Rated

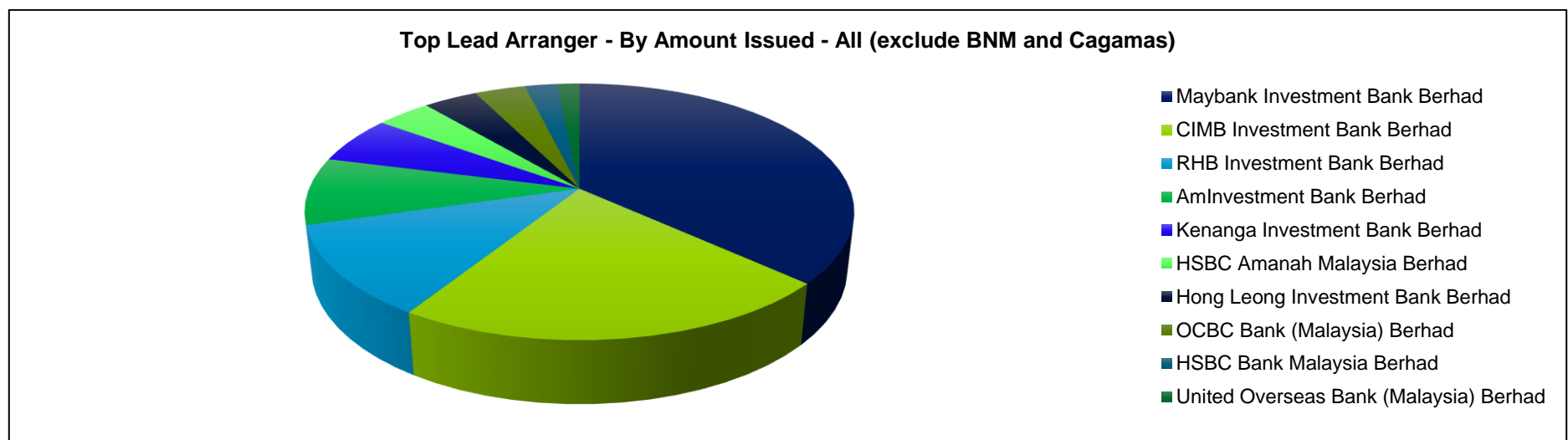


CATEGORY: <b>Top Lead Arranger</b>		Amount: MYR Mil						
CLASSIFICATION: <b>By Number of Issuance - Islamic (exclude BNM and Cagamas) – Non Rated</b>		01 Jan 2021 to 31 Dec 2021				01 Jan 2020 to 31 Dec 2020		
PERIOD								
LEAD ARRANGER	NO OF STOCK	RANK	MARKET SHARE	AMOUNT ISSUED	RANK	MARKET SHARE	NO OF STOCK	
Maybank Investment Bank Berhad	141	1	39.5%	18,224	1	25.7%	89	
RHB Investment Bank Berhad	138	2	16.6%	7,659	2	21.5%	78	
CIMB Investment Bank Berhad	69	3	21.3%	9,803	3	24.1%	54	
AmlInvestment Bank Berhad	55	4	13.0%	5,998	4	17.7%	43	
Kenanga Investment Bank Berhad	45	5	3.5%	1,615	5	5.5%	38	
OCBC Al-Amin Bank Berhad	28	6	0.4%	202	8	0.4%	10	
HSBC Amanah Malaysia Berhad	25	7	1.7%	762	9	1.7%	9	
Public Investment Bank Berhad	10	8	0.2%	70	6	0.1%	17	
MIDF Amanah Investment Bank Berhad	4	9	1.5%	708				
Hong Leong Investment Bank Berhad	4	10	1.3%	586	7	2.3%	16	
<b>TOP 10 TOTAL</b>	<b>519</b>		<b>99.0%</b>	<b>45,627</b>		<b>99.0%</b>	<b>354</b>	
<b>TOTAL</b>	<b>529</b>		<b>100.0%</b>	<b>46,105</b>		<b>100.0%</b>	<b>362</b>	

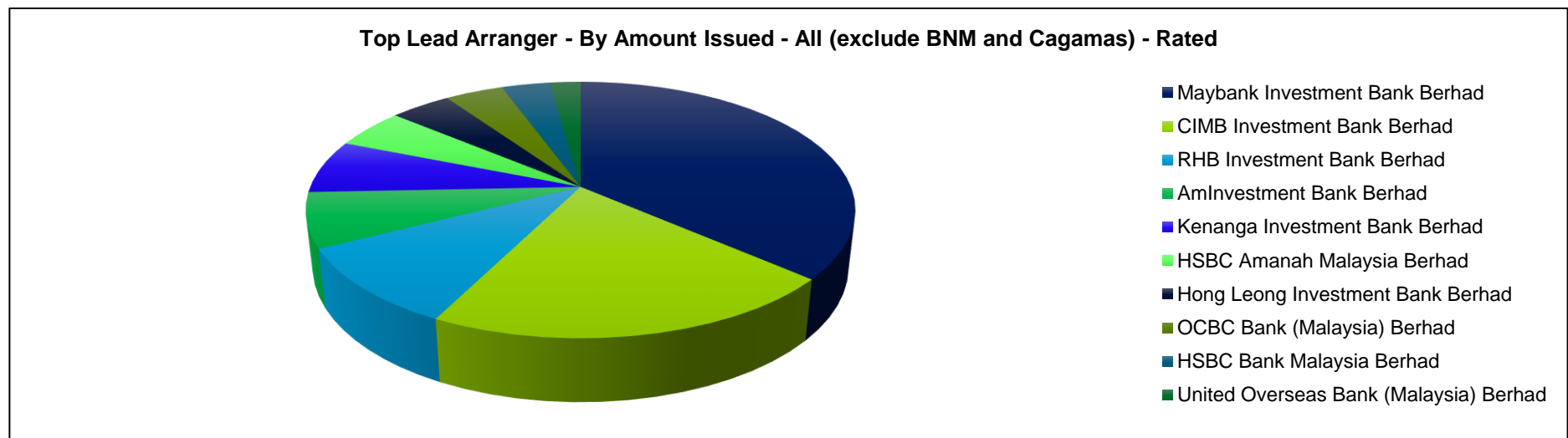
Top Lead Arranger - By Number of Issuance - Islamic (exclude BNM and Cagamas) - Non Rated



CATEGORY: <b>Top Lead Arranger</b>		Amount: MYR Mil					
CLASSIFICATION: <b>By Amount Issued – All (exclude BNM and Cagamas)</b>		01 Jan 2021 to 31 Dec 2021				01 Jan 2020 to 31 Dec 2020	
PERIOD							
LEAD ARRANGER	AMOUNT ISSUED	RANK	MARKET SHARE	NO OF STOCK	RANK	MARKET SHARE	AMOUNT ISSUED
Maybank Investment Bank Berhad	59,182	1	35.2%	455	1	27.6%	47,291
CIMB Investment Bank Berhad	35,812	2	21.3%	405	2	24.8%	42,597
RHB Investment Bank Berhad	18,586	3	11.1%	373	4	11.6%	19,901
AmlInvestment Bank Berhad	13,637	4	8.1%	134	5	7.6%	12,972
Kenanga Investment Bank Berhad	9,681	5	5.8%	255	3	12.6%	21,573
HSBC Amanah Malaysia Berhad	6,182	6	3.7%	66	6	3.9%	6,627
Hong Leong Investment Bank Berhad	6,091	7	3.6%	53	7	3.2%	5,503
OCBC Bank (Malaysia) Berhad	5,750	8	3.4%	222	8	2.1%	3,537
HSBC Bank Malaysia Berhad	3,650	9	2.2%	35	11	1.0%	1,695
United Overseas Bank (Malaysia) Berhad	2,500	10	1.5%	17	15	0.4%	696
<b>TOP 10 TOTAL</b>	<b>161,070</b>		<b>95.8%</b>	<b>2,015</b>		<b>94.7%</b>	<b>162,394</b>
<b>TOTAL</b>	<b>164,717</b>		<b>100.0%</b>	<b>2,191</b>		<b>100.0%</b>	<b>168,726</b>

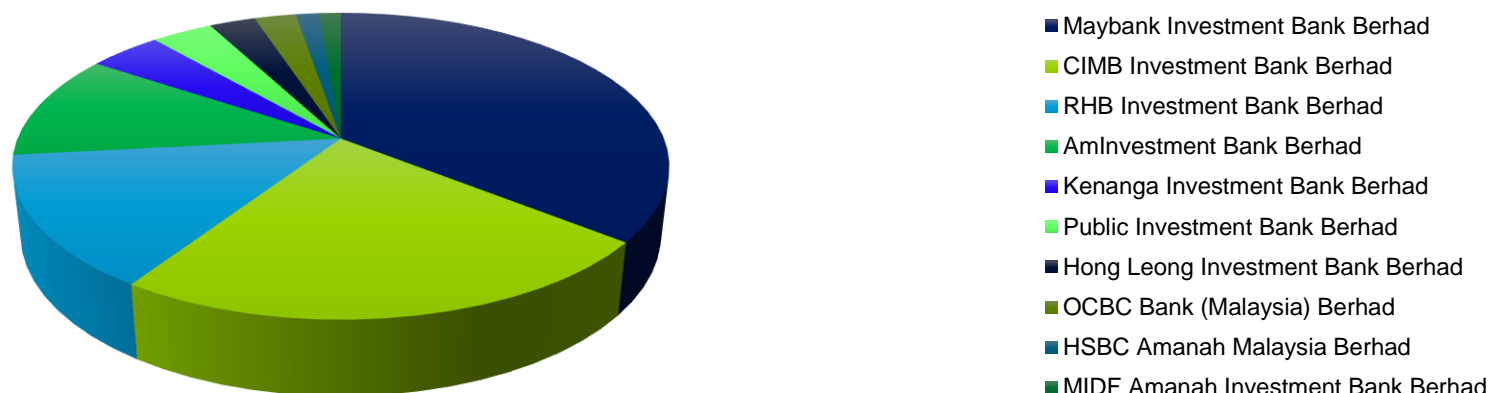


CATEGORY: <b>Top Lead Arranger</b>		Amount: MYR Mil						
CLASSIFICATION: <b>By Amount Issued – All (exclude BNM and Cagamas) – Rated</b>		01 Jan 2021 to 31 Dec 2021				01 Jan 2020 to 31 Dec 2020		
PERIOD								
LEAD ARRANGER	AMOUNT ISSUED	RANK	MARKET SHARE	NO OF STOCK	RANK	MARKET SHARE	AMOUNT ISSUED	
Maybank Investment Bank Berhad	39,296	1	35.2%	158	1	28.6%	34,224	
CIMB Investment Bank Berhad	22,658	2	20.3%	196	2	24.8%	29,609	
RHB Investment Bank Berhad	10,781	3	9.7%	96	4	8.9%	10,631	
AmlInvestment Bank Berhad	7,466	4	6.7%	77	6	4.8%	5,677	
Kenanga Investment Bank Berhad	7,297	5	6.5%	104	3	14.8%	17,673	
HSBC Amanah Malaysia Berhad	5,420	6	4.9%	41	5	5.0%	5,917	
Hong Leong Investment Bank Berhad	4,584	7	4.1%	40	7	3.5%	4,234	
OCBC Bank (Malaysia) Berhad	4,397	8	3.9%	62	9	1.6%	1,890	
HSBC Bank Malaysia Berhad	3,650	9	3.3%	35	10	1.4%	1,695	
United Overseas Bank (Malaysia) Berhad	2,340	10	2.1%	13	16	0.5%	568	
<b>TOP 10 TOTAL</b>	<b>107,888</b>		<b>96.7%</b>	<b>822</b>		<b>93.8%</b>	<b>112,118</b>	
<b>TOTAL</b>	<b>108,307</b>		<b>100.0%</b>	<b>888</b>		<b>100.0%</b>	<b>116,734</b>	



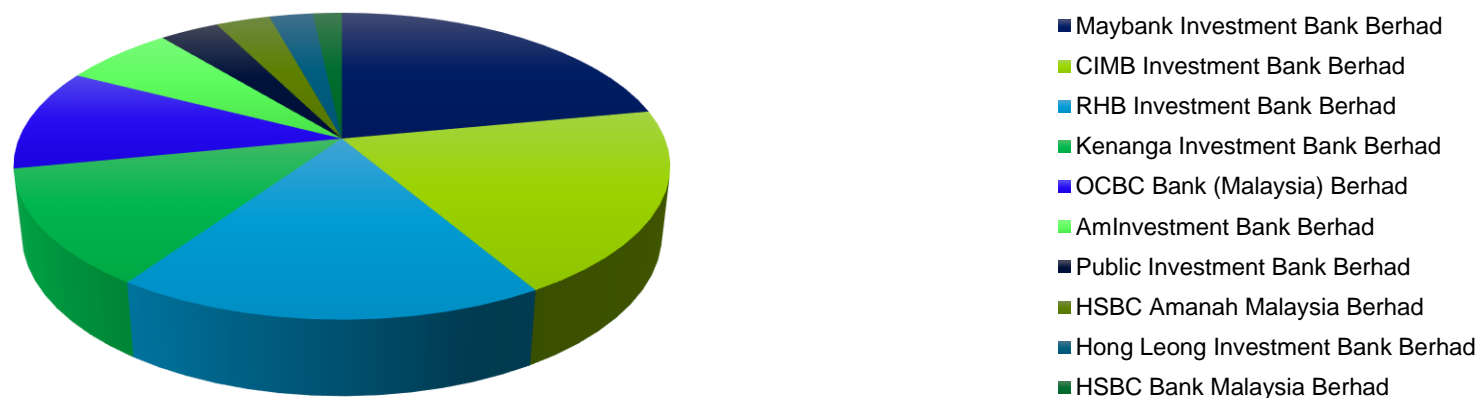
CATEGORY: Top Lead Arranger		Amount: MYR Mil						
CLASSIFICATION: By Amount Issued – All (exclude BNM and Cagamas) – Non Rated		01 Jan 2021 to 31 Dec 2021				01 Jan 2020 to 31 Dec 2020		
PERIOD								
LEAD ARRANGER	AMOUNT ISSUED	RANK	MARKET SHARE	NO OF STOCK	RANK	MARKET SHARE	AMOUNT ISSUED	
Maybank Investment Bank Berhad	19,886	1	35.3%	297	1	25.1%	13,067	
CIMB Investment Bank Berhad	13,154	2	23.3%	209	2	25.0%	12,988	
RHB Investment Bank Berhad	7,806	3	13.8%	277	3	17.8%	9,270	
AmlInvestment Bank Berhad	6,171	4	10.9%	57	4	14.0%	7,295	
Kenanga Investment Bank Berhad	2,384	5	4.2%	151	5	7.5%	3,900	
Public Investment Bank Berhad	2,000	6	3.6%	72	7	2.5%	1,272	
Hong Leong Investment Bank Berhad	1,507	7	2.7%	13	8	2.4%	1,269	
OCBC Bank (Malaysia) Berhad	1,353	8	2.4%	160	6	3.2%	1,647	
HSBC Amanah Malaysia Berhad	763	9	1.4%	25	9	1.4%	710	
MIDF Amanah Investment Bank Berhad	708	10	1.3%	4				
<b>TOP 10 TOTAL</b>	<b>55,730</b>		<b>98.8%</b>	<b>1,265</b>		<b>98.9%</b>	<b>51,420</b>	
<b>TOTAL</b>	<b>56,410</b>		<b>100.0%</b>	<b>1,303</b>		<b>100.0%</b>	<b>51,992</b>	

Top Lead Arranger - By Amount Issued - All (exclude BNM and Cagamas) - Non Rated



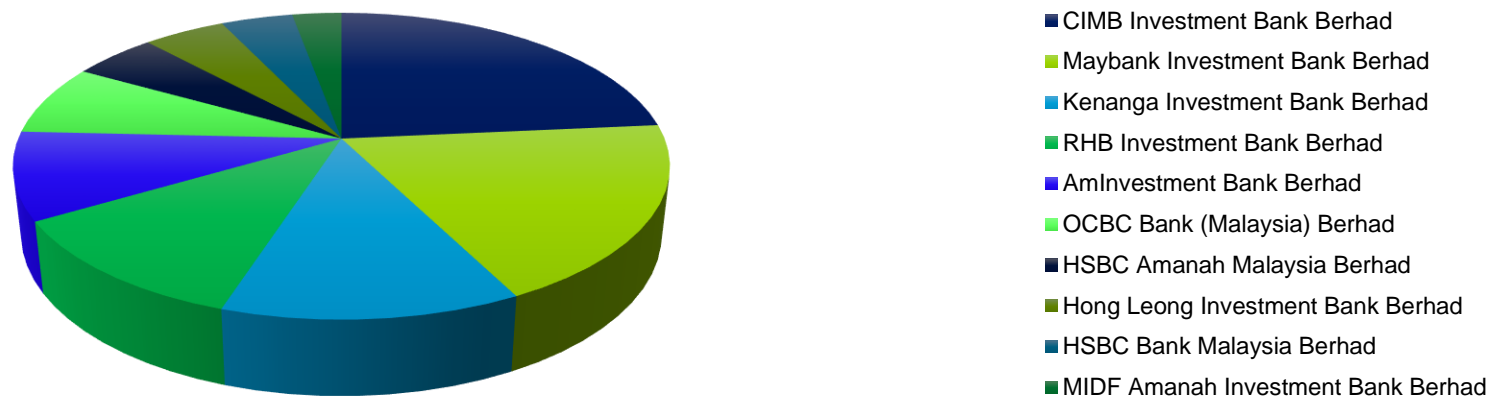
CATEGORY: Top Lead Arranger					Amount: MYR Mil		
CLASSIFICATION: By Number of Issuance - All (exclude BNM and Cagamas)							
PERIOD	01 Jan 2021 to 31 Dec 2021				01 Jan 2020 to 31 Dec 2020		
LEAD ARRANGER	NO OF STOCK	RANK	MARKET SHARE	AMOUNT ISSUED	RANK	MARKET SHARE	NO OF STOCK
Maybank Investment Bank Berhad	455	1	35.2%	59,182	2	27.6%	303
CIMB Investment Bank Berhad	405	2	21.3%	35,812	3	24.8%	266
RHB Investment Bank Berhad	373	3	11.1%	18,586	4	11.6%	209
Kenanga Investment Bank Berhad	255	4	5.8%	9,681	1	12.6%	370
OCBC Bank (Malaysia) Berhad	222	5	3.4%	5,750	7	2.1%	78
AmInvestment Bank Berhad	134	6	8.1%	13,637	5	7.6%	133
Public Investment Bank Berhad	72	7	1.2%	2,000	6	1.1%	83
HSBC Amanah Malaysia Berhad	66	8	3.7%	6,182	8	3.9%	70
Hong Leong Investment Bank Berhad	53	9	3.6%	6,091	9	3.2%	64
HSBC Bank Malaysia Berhad	35	10	2.2%	3,650	12	1.0%	21
<b>TOP 10 TOTAL</b>	<b>2,070</b>		<b>95.5%</b>	<b>160,571</b>		<b>95.4%</b>	<b>1,597</b>
<b>TOTAL</b>	<b>2,191</b>		<b>100.0%</b>	<b>164,717</b>		<b>100.0%</b>	<b>1,712</b>

Top Lead Arranger - By Number of Issuance - All (exclude BNM and Cagamas)



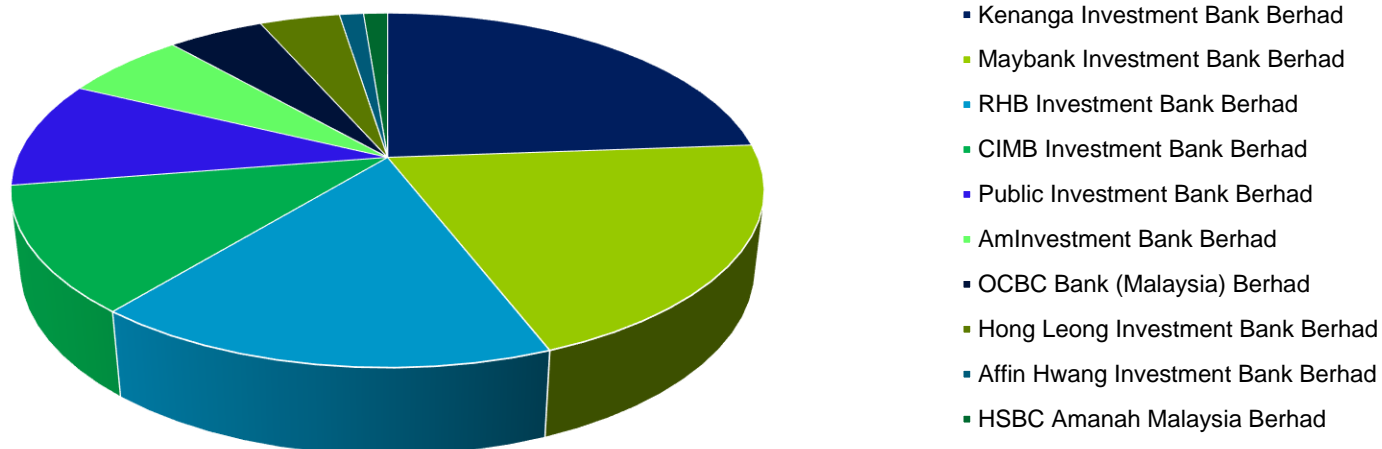
CATEGORY: Top Lead Arranger		Amount: MYR Mil						
CLASSIFICATION: By Number of Issuance – All (exclude BNM and Cagamas) – Rated		01 Jan 2021 to 31 Dec 2021				01 Jan 2020 to 31 Dec 2020		
PERIOD								
LEAD ARRANGER	NO OF STOCK	RANK	MARKET SHARE	AMOUNT ISSUED	RANK	MARKET SHARE	NO OF STOCK	
CIMB Investment Bank Berhad	196	1	20.3%	22,658	2	24.8%	182	
Maybank Investment Bank Berhad	158	2	35.2%	39,296	3	28.6%	153	
Kenanga Investment Bank Berhad	104	3	6.5%	7,297	1	14.8%	196	
RHB Investment Bank Berhad	96	4	9.7%	10,780	5	8.9%	86	
AmInvestment Bank Berhad	77	5	6.7%	7,466	4	4.8%	87	
OCBC Bank (Malaysia) Berhad	62	6	3.9%	4,397	7	1.6%	35	
HSBC Amanah Malaysia Berhad	41	7	4.9%	5,420	6	5.0%	61	
Hong Leong Investment Bank Berhad	40	8	4.1%	4,584	8	3.5%	34	
HSBC Bank Malaysia Berhad	35	9	3.3%	3,650	10	1.4%	21	
MIDF Amanah Investment Bank Berhad	24	10	0.6%	705	21	0.1%	1	
<b>TOP 10 TOTAL</b>	<b>833</b>		<b>95.2%</b>	<b>106,253</b>		<b>93.4%</b>	<b>856</b>	
<b>TOTAL</b>	<b>888</b>		<b>100.0%</b>	<b>108,307</b>		<b>100.0%</b>	<b>964</b>	

Top Lead Arranger - By Number of Issuance - All (exclude BNM and Cagamas) - Rated



CATEGORY: Top Lead Arranger					Amount: MYR Mil		
CLASSIFICATION: By Number of Issuance - All (exclude BNM and Cagamas) – Non Rated							
PERIOD	01 Jan 2021 to 31 Dec 2021				01 Jan 2020 to 31 Dec 2020		
LEAD ARRANGER	NO OF STOCK	RANK	MARKET SHARE	AMOUNT ISSUED	RANK	MARKET SHARE	NO OF STOCK
Maybank Investment Bank Berhad	297	1	35.3%	19,885	2	25.1%	150
RHB Investment Bank Berhad	277	2	13.8%	7,806	3	17.8%	123
CIMB Investment Bank Berhad	209	3	23.3%	13,154	4	25.0%	84
OCBC Bank (Malaysia) Berhad	160	4	2.4%	1,353	7	3.2%	43
Kenanga Investment Bank Berhad	151	5	4.2%	2,384	1	7.5%	174
Public Investment Bank Berhad	72	6	3.6%	2,000	5	2.5%	71
AmInvestment Bank Berhad	57	7	10.9%	6,171	6	14.0%	46
OCBC AI-Amin Bank Berhad	28	8	0.4%	202	9	0.3%	10
HSBC Amanah Malaysia Berhad	25	9	1.4%	762	10	1.4%	9
Hong Leong Investment Bank Berhad	13	10	2.7%	1,507	8	2.4%	30
<b>TOP 10 TOTAL</b>	<b>1,289</b>		<b>97.9%</b>	<b>55,224</b>		<b>99.2%</b>	<b>740</b>
<b>TOTAL</b>	<b>1,303</b>		<b>100.0%</b>	<b>56,410</b>		<b>100.0%</b>	<b>748</b>

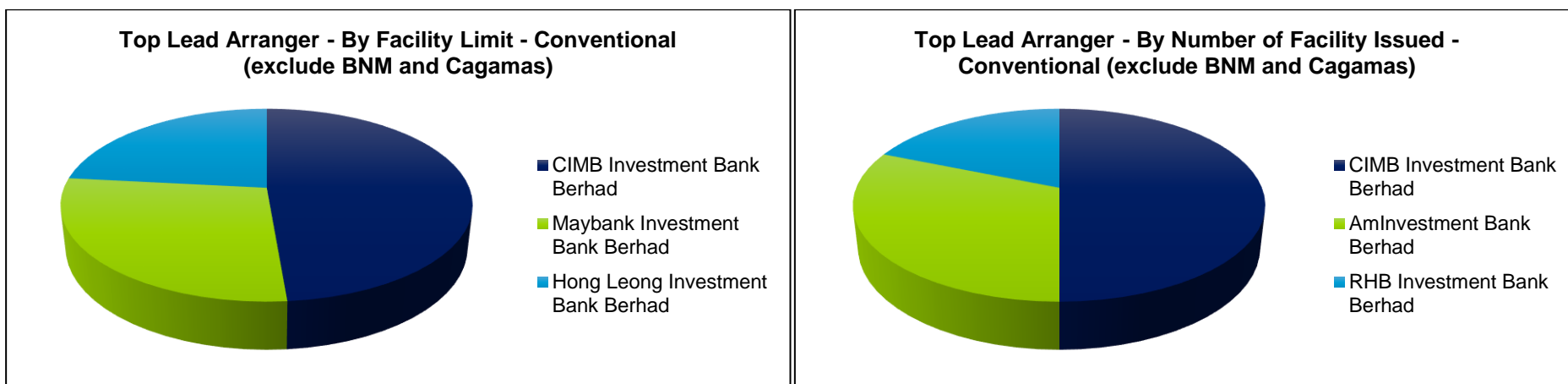
Top Lead Arranger - By Number of Issuance - All (exclude BNM and Cagamas) - Non Rated





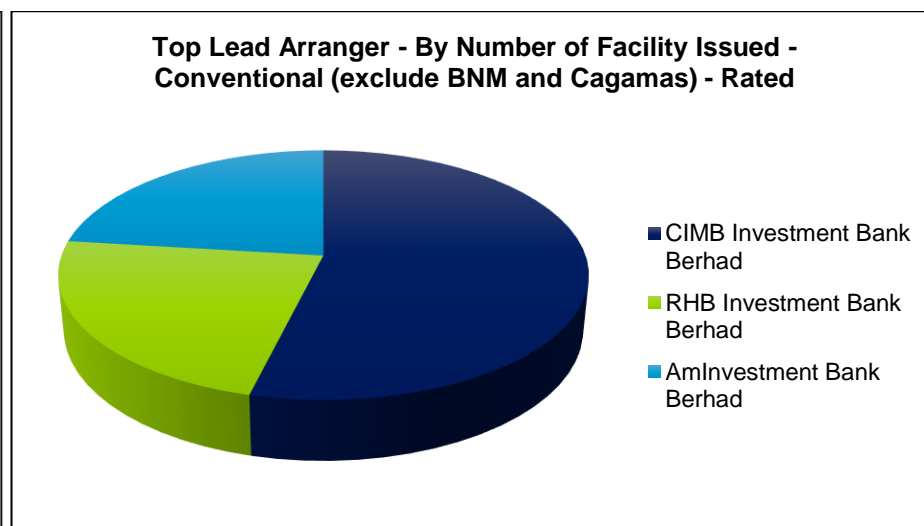
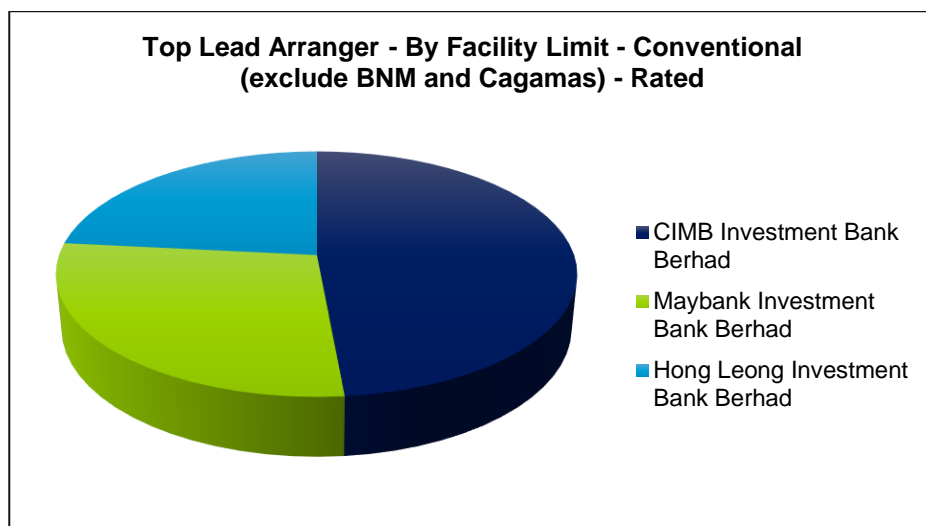
CATEGORY: Top Lead Arranger		Amount: MYR Mil						
CLASSIFICATION: By Facility Limit – Conventional (exclude BNM and Cagamas)		01 Jan 2021 to 31 Dec 2021				01 Jan 2020 to 31 Dec 2020		
PERIOD		FACILITY LIMIT	RANK	MARKET SHARE	NO OF FACILITY	RANK	MARKET SHARE	FACILITY LIMIT
LEAD ARRANGER								
CIMB Investment Bank Berhad		10,431	1	32.7%	8	2	15.9%	4,156
Maybank Investment Bank Berhad		6,000	2	18.8%	2	3	13.9%	3,643
Hong Leong Investment Bank Berhad		5,000	3	15.7%	1	4	10.3%	2,680
<b>TOP 3 TOTAL</b>		<b>21,431</b>		<b>67.1%</b>	<b>11</b>		<b>40.1%</b>	<b>10,480</b>
<b>TOTAL</b>		<b>31,928</b>		<b>100.0%</b>	<b>25</b>		<b>100.0%</b>	<b>26,135</b>

CATEGORY: Top Lead Arranger		Amount: MYR Mil						
CLASSIFICATION: By Number of Facility Issued – Conventional (exclude BNM and Cagamas)		01 Jan 2021 to 31 Dec 2021				01 Jan 2020 to 31 Dec 2020		
PERIOD		NO OF FACILITY	RANK	MARKET SHARE	FACILITY LIMIT	RANK	MARKET SHARE	NO OF FACILITY
LEAD ARRANGER								
CIMB Investment Bank Berhad		8	1	32.7%	10,431	1	15.9%	7
AmInvestment Bank Berhad		5	2	11.1%	3,528	8	1.2%	2
RHB Investment Bank Berhad		3	3	10.5%	3,350	3	4.9%	5
<b>TOP 3 TOTAL</b>		<b>16</b>		<b>54.2%</b>	<b>17,309</b>		<b>22.0%</b>	<b>14</b>
<b>TOTAL</b>		<b>25</b>		<b>100.0%</b>	<b>31,928</b>		<b>100.0%</b>	<b>30</b>



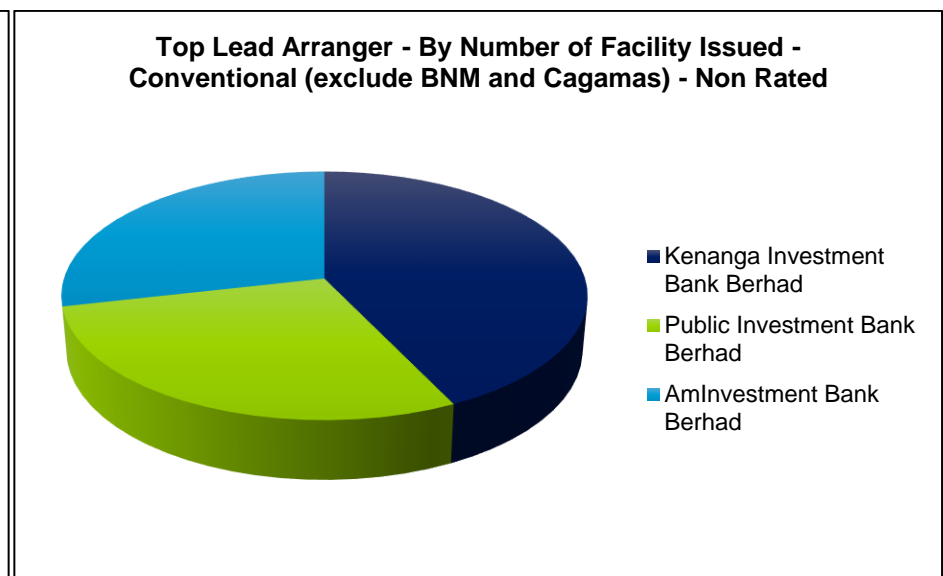
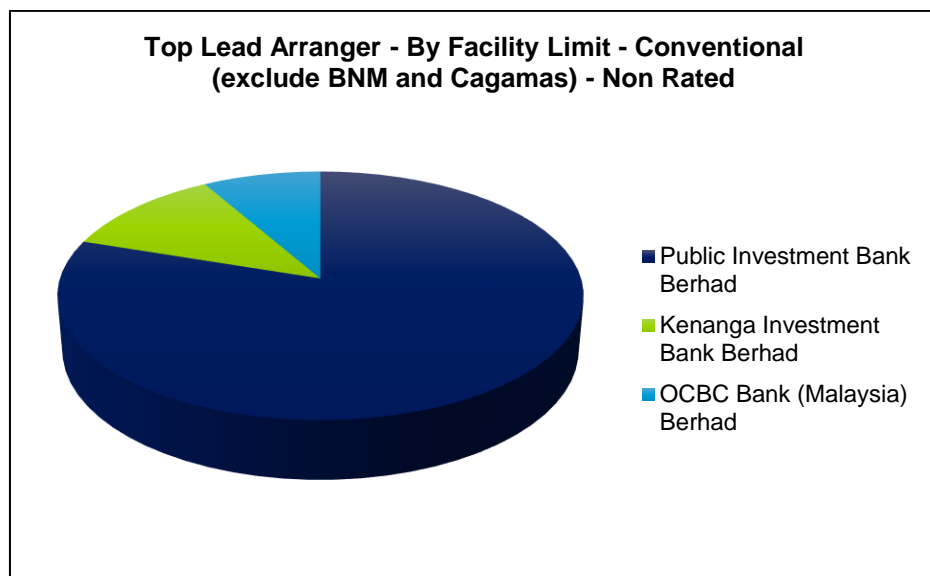
CATEGORY: Top Lead Arranger		Amount: MYR Mil						
CLASSIFICATION: By Facility Limit – Conventional (exclude BNM and Cagamas) – Rated		01 Jan 2021 to 31 Dec 2021				01 Jan 2020 to 31 Dec 2020		
PERIOD		FACILITY LIMIT	RANK	MARKET SHARE	NO OF FACILITY	RANK	MARKET SHARE	FACILITY LIMIT
LEAD ARRANGER								
CIMB Investment Bank Berhad		10,378	1	37.1%	7	1	36.2%	4,142
Maybank Investment Bank Berhad		6,000	2	21.4%	2	5	6.1%	693
Hong Leong Investment Bank Berhad		5,000	3	17.9%	1	2	17.5%	2,000
<b>TOP 3 TOTAL</b>		<b>21,378</b>		<b>76.3%</b>	<b>10</b>		<b>59.8%</b>	<b>6,835</b>
<b>TOTAL</b>		<b>28,005</b>		<b>100.0%</b>	<b>16</b>		<b>100.0%</b>	<b>11,436</b>

CATEGORY: Top Lead Arranger		Amount: MYR Mil						
CLASSIFICATION: By Number of Facility Issued – Conventional (exclude BNM and Cagamas) – Rated		01 Jan 2021 to 31 Dec 2021				01 Jan 2020 to 31 Dec 2020		
PERIOD		NO OF FACILITY	RANK	MARKET SHARE	FACILITY LIMIT	RANK	MARKET SHARE	NO OF FACILITY
LEAD ARRANGER								
CIMB Investment Bank Berhad		7	1	37.1%	10,378	1	36.2%	6
RHB Investment Bank Berhad		3	2	12.0%	3,350	3	5.3%	3
AmInvestment Bank Berhad		3	3	11.7%	3,278	9	2.6%	1
<b>TOP 3 TOTAL</b>		<b>13</b>		<b>60.7%</b>	<b>17,006</b>		<b>44.2%</b>	<b>10</b>
<b>TOTAL</b>		<b>16</b>		<b>100.0%</b>	<b>28,005</b>		<b>100.0%</b>	<b>19</b>



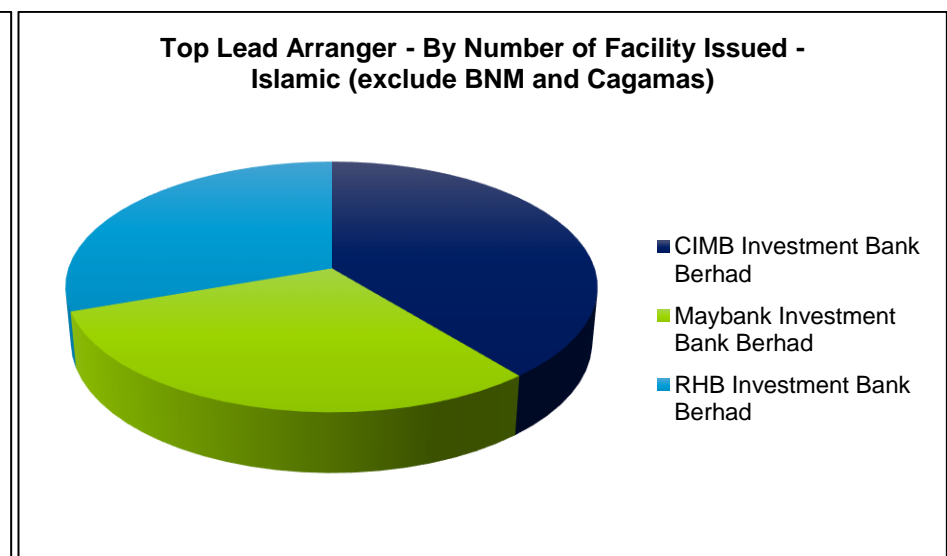
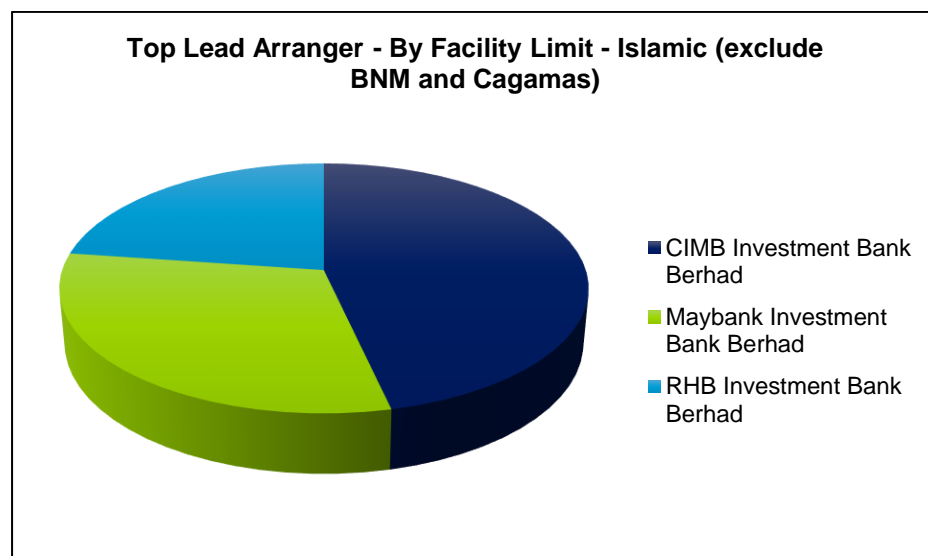
CATEGORY: <b>Top Lead Arranger</b>		Amount: MYR Mil					
CLASSIFICATION: <b>By Facility Limit – Conventional (exclude BNM and Cagamas) – Non Rated</b>							
PERIOD	01 Jan 2021 to 31 Dec 2021				01 Jan 2020 to 31 Dec 2020		
LEAD ARRANGER	FACILITY LIMIT	RANK	MARKET SHARE	NO OF FACILITY	RANK	MARKET SHARE	FACILITY LIMIT
Public Investment Bank Berhad	2,899	1	73.9%	2	5	1.2%	180
Kenanga Investment Bank Berhad	420	2	10.7%	3	1	68.0%	10,000
OCBC Bank (Malaysia) Berhad	300	3	7.7%	1	5	1.2%	180
<b>TOP 3 TOTAL</b>	<b>3,619</b>		<b>92.3%</b>	<b>6</b>		<b>70.5%</b>	<b>10,360</b>
<b>TOTAL</b>	<b>3,923</b>		<b>100.0%</b>	<b>9</b>		<b>100.0%</b>	<b>14,699</b>

CATEGORY: <b>Top Lead Arranger</b>		Amount: MYR Mil					
CLASSIFICATION: <b>By Number of Facility Issued – Conventional (exclude BNM and Cagamas) – Non Rated</b>							
PERIOD	01 Jan 2021 to 31 Dec 2021				01 Jan 2020 to 31 Dec 2020		
LEAD ARRANGER	NO OF FACILITY	RANK	MARKET SHARE	FACILITY LIMIT	RANK	MARKET SHARE	NO OF FACILITY
Kenanga Investment Bank Berhad	3	1	10.7%	420	4	68.0%	1
Public Investment Bank Berhad	2	2	73.9%	2,899	5	1.2%	1
AmInvestment Bank Berhad	2	3	6.4%	251	7	0.1%	1
<b>TOP 3 TOTAL</b>	<b>7</b>		<b>91.0%</b>	<b>3,570</b>		<b>69.4%</b>	<b>3</b>
<b>TOTAL</b>	<b>9</b>		<b>100.0%</b>	<b>3,923</b>		<b>100.0%</b>	<b>11</b>



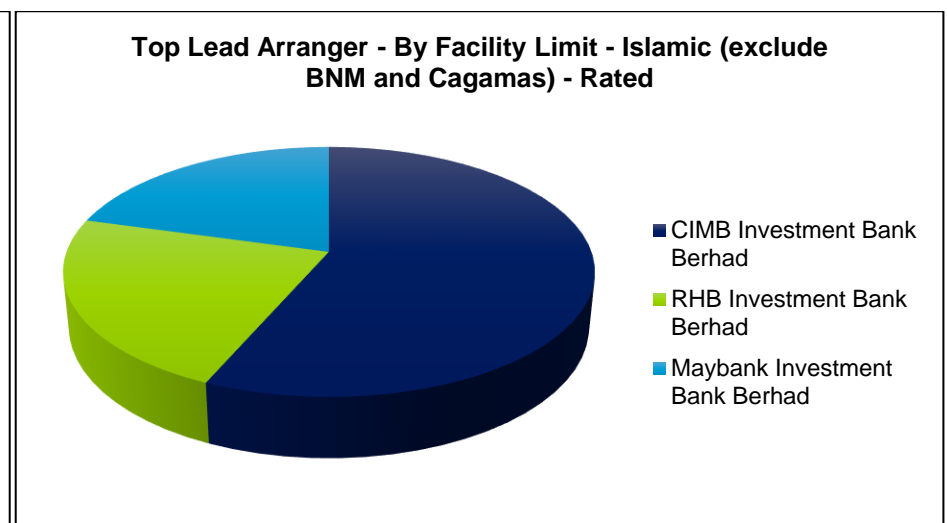
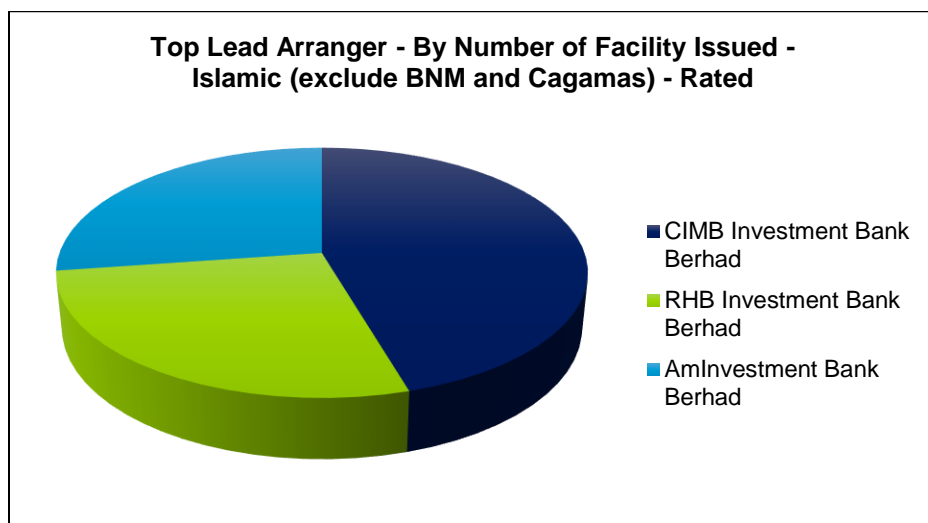
CATEGORY: Top Lead Arranger		Amount: MYR Mil						
CLASSIFICATION: By Facility Limit – Islamic (exclude BNM and Cagamas)		01 Jan 2021 to 31 Dec 2021				01 Jan 2020 to 31 Dec 2020		
PERIOD		FACILITY LIMIT	RANK	MARKET SHARE	NO OF FACILITY	RANK	MARKET SHARE	FACILITY LIMIT
LEAD ARRANGER								
CIMB Investment Bank Berhad		52,921	1	31.2%	18	3	17.8%	22,507
Maybank Investment Bank Berhad		35,058	2	20.7%	14	1	25.1%	31,746
RHB Investment Bank Berhad		25,950	3	15.3%	14	2	19.8%	25,113
<b>TOP 3 TOTAL</b>		<b>113,929</b>		<b>67.2%</b>	<b>46</b>		<b>62.7%</b>	<b>79,366</b>
<b>TOTAL</b>		<b>169,500</b>		<b>100.0%</b>	<b>85</b>		<b>100.0%</b>	<b>126,654</b>

CATEGORY: Top Lead Arranger		Amount: MYR Mil						
CLASSIFICATION: By Number of Facility Issued – Islamic (exclude BNM and Cagamas)		01 Jan 2021 to 31 Dec 2021				01 Jan 2020 to 31 Dec 2020		
PERIOD		NO OF FACILITY	RANK	MARKET SHARE	FACILITY LIMIT	RANK	MARKET SHARE	NO OF FACILITY
LEAD ARRANGER								
CIMB Investment Bank Berhad		18	1	31.2%	52,920	1	17.8%	17
Maybank Investment Bank Berhad		14	2	20.7%	35,058	2	25.1%	15
RHB Investment Bank Berhad		14	3	15.3%	25,950	3	19.8%	14
<b>TOP 3 TOTAL</b>		<b>46</b>		<b>67.2%</b>	<b>113,928</b>		<b>62.7%</b>	<b>46</b>
<b>TOTAL</b>		<b>85</b>		<b>100.0%</b>	<b>169,500</b>		<b>100.0%</b>	<b>88</b>



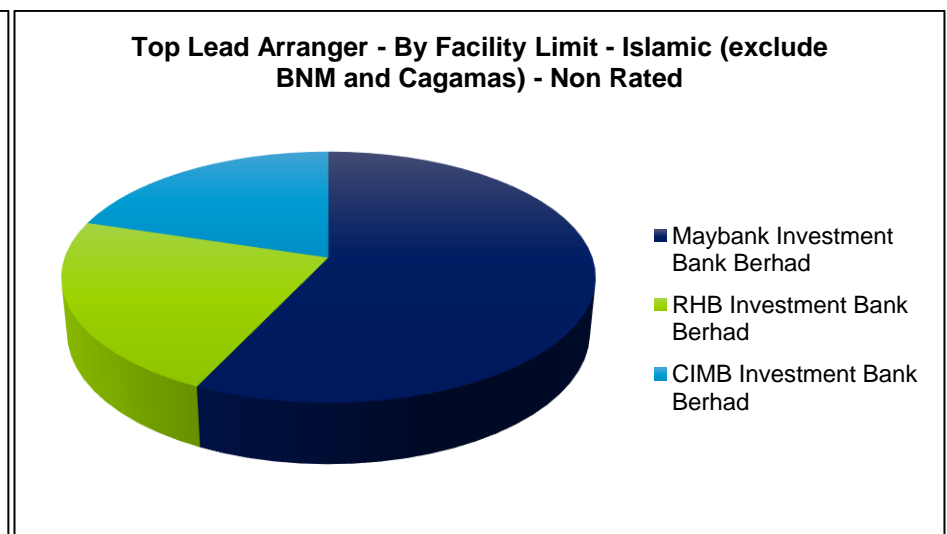
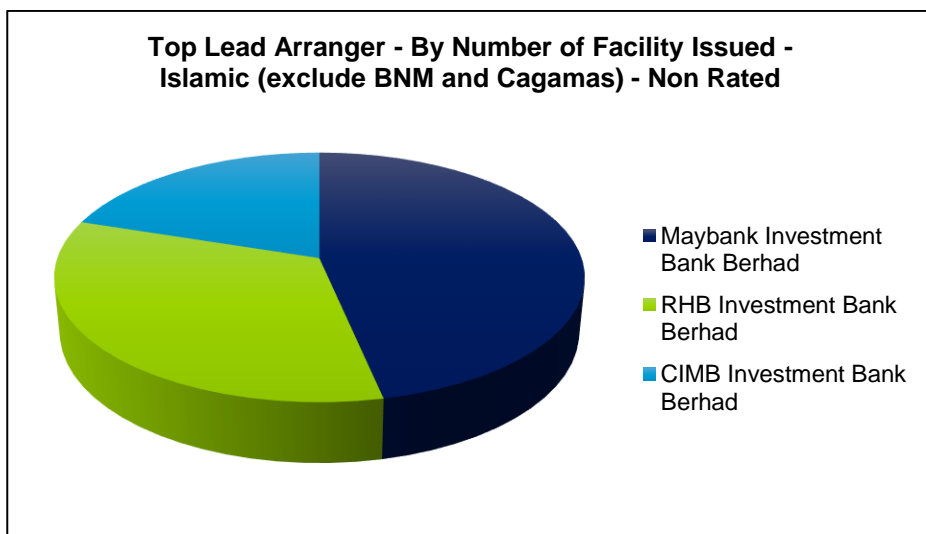
CATEGORY: Top Lead Arranger		Amount: MYR Mil						
CLASSIFICATION: By Facility Limit – Islamic (exclude BNM and Cagamas) – Rated		01 Jan 2021 to 31 Dec 2021				01 Jan 2020 to 31 Dec 2020		
PERIOD		FACILITY LIMIT	RANK	MARKET SHARE	NO OF FACILITY	RANK	MARKET SHARE	FACILITY LIMIT
LEAD ARRANGER								
CIMB Investment Bank Berhad		46,521	1	37.4%	15	3	17.7%	15,826
RHB Investment Bank Berhad		18,750	2	15.1%	9	4	17.4%	15,483
Maybank Investment Bank Berhad		17,000	3	13.7%	7	1	26.6%	23,683
<b>TOP 3 TOTAL</b>		<b>82,271</b>		<b>66.1%</b>	<b>31</b>		<b>61.7%</b>	<b>54,992</b>
<b>TOTAL</b>		<b>124,532</b>		<b>100.0%</b>	<b>60</b>		<b>100.0%</b>	<b>89,197</b>

CATEGORY: Top Lead Arranger		Amount: MYR Mil						
CLASSIFICATION: By Number of Facility Issued – Islamic (exclude BNM and Cagamas) – Rated		01 Jan 2021 to 31 Dec 2021				01 Jan 2020 to 31 Dec 2020		
PERIOD		NO OF FACILITY	RANK	MARKET SHARE	FACILITY LIMIT	RANK	MARKET SHARE	NO OF FACILITY
LEAD ARRANGER								
CIMB Investment Bank Berhad		15	1	37.4%	46,520	1	17.7%	13
RHB Investment Bank Berhad		9	2	15.1%	18,750	4	17.4%	7
AmInvestment Bank Berhad		9	3	7.8%	9,725	5	1.8%	6
<b>TOP 3 TOTAL</b>		<b>33</b>		<b>60.2%</b>	<b>74,995</b>		<b>36.9%</b>	<b>26</b>
<b>TOTAL</b>		<b>60</b>		<b>100.0%</b>	<b>124,532</b>		<b>100.0%</b>	<b>59</b>



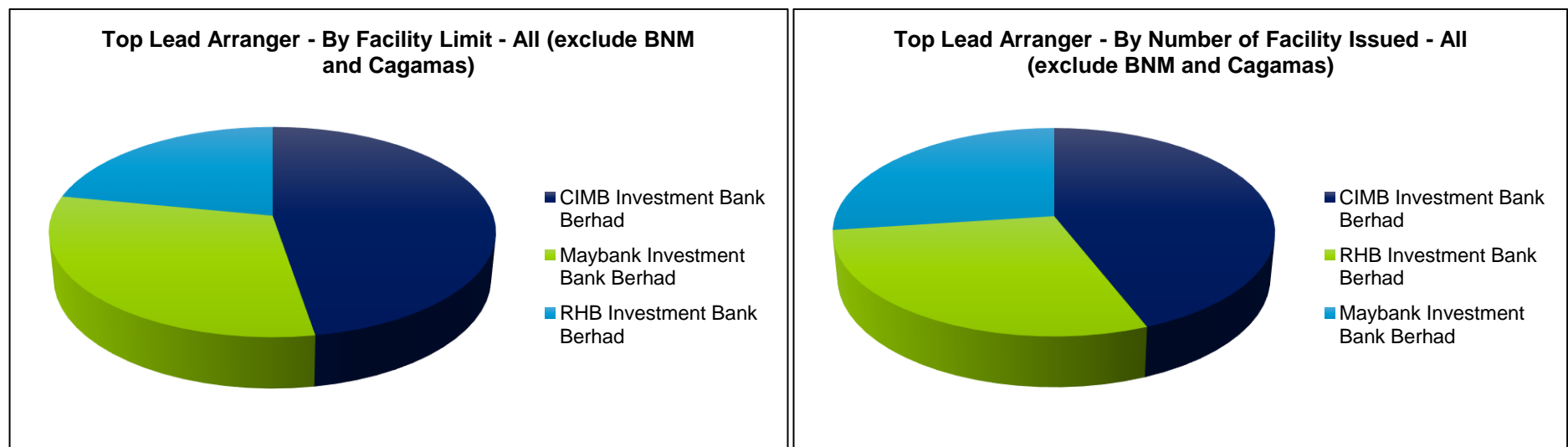
CATEGORY: Top Lead Arranger		Amount: MYR Mil						
CLASSIFICATION: By Facility Limit – Islamic (exclude BNM and Cagamas) – Non Rated		01 Jan 2021 to 31 Dec 2021				01 Jan 2020 to 31 Dec 2020		
PERIOD		FACILITY LIMIT	RANK	MARKET SHARE	NO OF FACILITY	RANK	MARKET SHARE	FACILITY LIMIT
LEAD ARRANGER								
Maybank Investment Bank Berhad		18,058	1	40.2%	7	2	21.5%	8,063
RHB Investment Bank Berhad		7,200	2	16.0%	5	1	25.7%	9,629
CIMB Investment Bank Berhad		6,400	3	14.2%	3	3	17.8%	6,682
<b>TOP 3 TOTAL</b>		<b>31,658</b>		<b>70.4%</b>	<b>15</b>		<b>65.1%</b>	<b>24,373</b>
<b>TOTAL</b>		<b>44,968</b>		<b>100.0%</b>	<b>25</b>		<b>100.0%</b>	<b>37,457</b>

CATEGORY: Top Lead Arranger		Amount: MYR Mil						
CLASSIFICATION: By Number of Facility Issued – Islamic (exclude BNM and Cagamas) – Non Rated		01 Jan 2021 to 31 Dec 2021				01 Jan 2020 to 31 Dec 2020		
PERIOD		NO OF FACILITY	RANK	MARKET SHARE	FACILITY LIMIT	RANK	MARKET SHARE	NO OF FACILITY
LEAD ARRANGER								
Maybank Investment Bank Berhad		7	1	40.2%	18,058	3	21.5%	4
RHB Investment Bank Berhad		5	2	16.0%	7,200	1	25.7%	7
CIMB Investment Bank Berhad		3	3	14.2%	6,400	4	17.8%	4
<b>TOP 3 TOTAL</b>		<b>15</b>		<b>70.4%</b>	<b>31,658</b>		<b>65.1%</b>	<b>15</b>
<b>TOTAL</b>		<b>25</b>		<b>100.0%</b>	<b>44,968</b>		<b>100.0%</b>	<b>29</b>



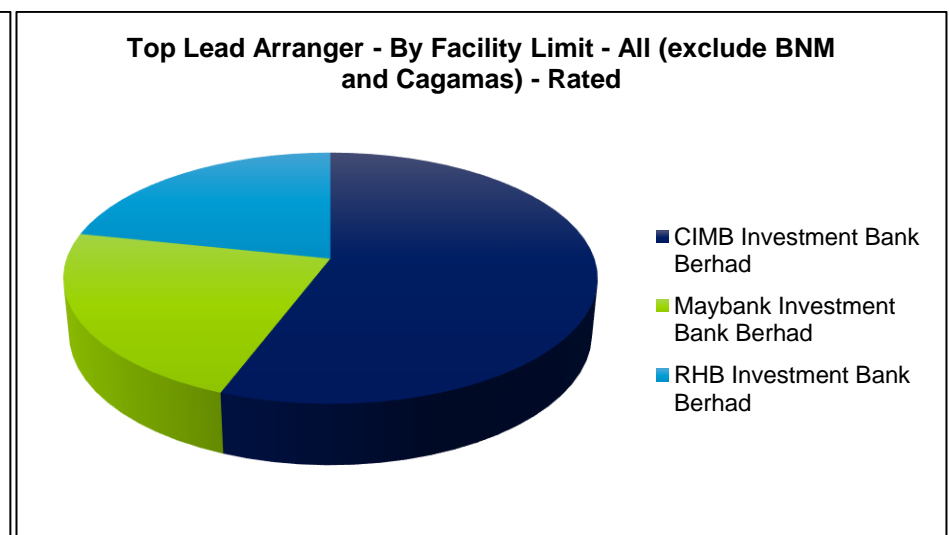
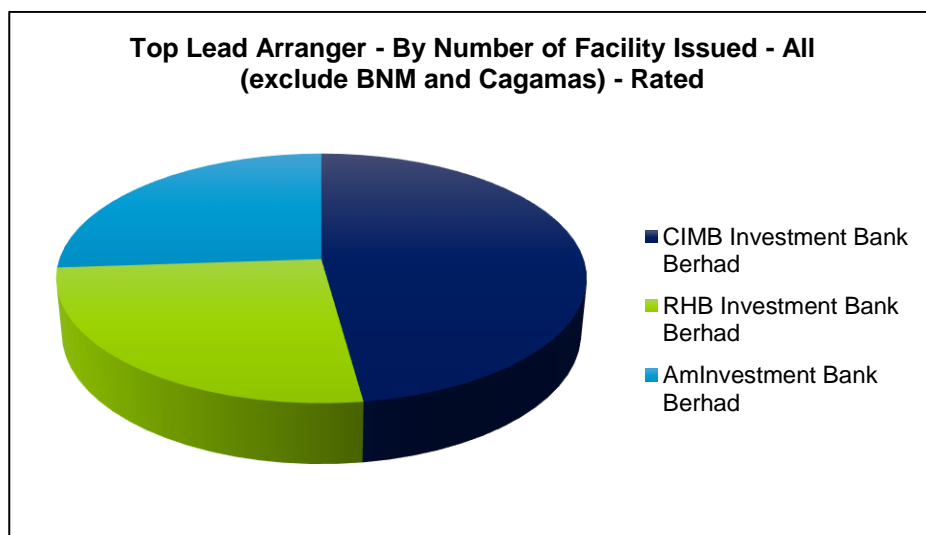
CATEGORY: <b>Top Lead Arranger</b>		Amount: MYR Mil						
CLASSIFICATION: <b>By Facility Limit – All (exclude BNM and Cagamas)</b>		01 Jan 2021 to 31 Dec 2021				01 Jan 2020 to 31 Dec 2020		
PERIOD		FACILITY LIMIT	RANK	MARKET SHARE	NO OF FACILITY	RANK	MARKET SHARE	FACILITY LIMIT
LEAD ARRANGER								
CIMB Investment Bank Berhad		63,351	1	31.5%	26	2	17.5%	26,663
Maybank Investment Bank Berhad		41,058	2	20.4%	16	1	23.2%	35,389
RHB Investment Bank Berhad		29,300	3	14.6%	17	3	17.3%	26,403
<b>TOP 3 TOTAL</b>		<b>133,709</b>		<b>66.4%</b>	<b>59</b>		<b>57.9%</b>	<b>88,455</b>
<b>TOTAL</b>		<b>201,428</b>		<b>100.0%</b>	<b>110</b>		<b>100.0%</b>	<b>152,789</b>

CATEGORY: <b>Top Lead Arranger</b>		Amount: MYR Mil						
CLASSIFICATION: <b>By Number of Facility Issued – All (exclude BNM and Cagamas)</b>		01 Jan 2021 to 31 Dec 2021				01 Jan 2020 to 31 Dec 2020		
PERIOD		NO OF FACILITY	RANK	MARKET SHARE	FACILITY LIMIT	RANK	MARKET SHARE	NO OF FACILITY
LEAD ARRANGER								
CIMB Investment Bank Berhad		26	1	31.5%	63,351	1	17.5%	24
RHB Investment Bank Berhad		17	2	14.6%	29,300	3	17.3%	19
Maybank Investment Bank Berhad		16	3	20.4%	41,058	2	23.2%	20
<b>TOP 3 TOTAL</b>		<b>59</b>		<b>66.4%</b>	<b>133,709</b>		<b>57.9%</b>	<b>63</b>
<b>TOTAL</b>		<b>110</b>		<b>100.0%</b>	<b>201,428</b>		<b>100.0%</b>	<b>118</b>



CATEGORY: Top Lead Arranger		Amount: MYR Mil						
CLASSIFICATION: By Facility Limit – All (exclude BNM and Cagamas) – Rated		01 Jan 2021 to 31 Dec 2021				01 Jan 2020 to 31 Dec 2020		
PERIOD		FACILITY LIMIT	RANK	MARKET SHARE	NO OF FACILITY	RANK	MARKET SHARE	FACILITY LIMIT
LEAD ARRANGER								
CIMB Investment Bank Berhad		56,898	1	37.3%	22	3	19.8%	19,968
Maybank Investment Bank Berhad		23,000	2	15.1%	9	1	24.2%	24,377
RHB Investment Bank Berhad		22,100	3	14.5%	12	4	16.0%	16,093
<b>TOP 3 TOTAL</b>		<b>101,998</b>		<b>66.9%</b>	<b>43</b>		<b>60.1%</b>	<b>60,438</b>
<b>TOTAL</b>		<b>152,537</b>		<b>100.0%</b>	<b>76</b>		<b>100.0%</b>	<b>100,633</b>

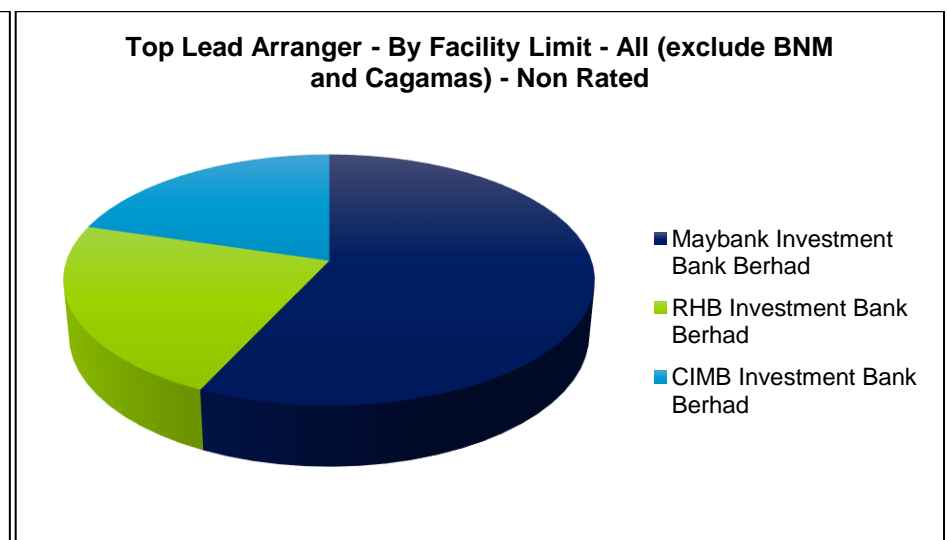
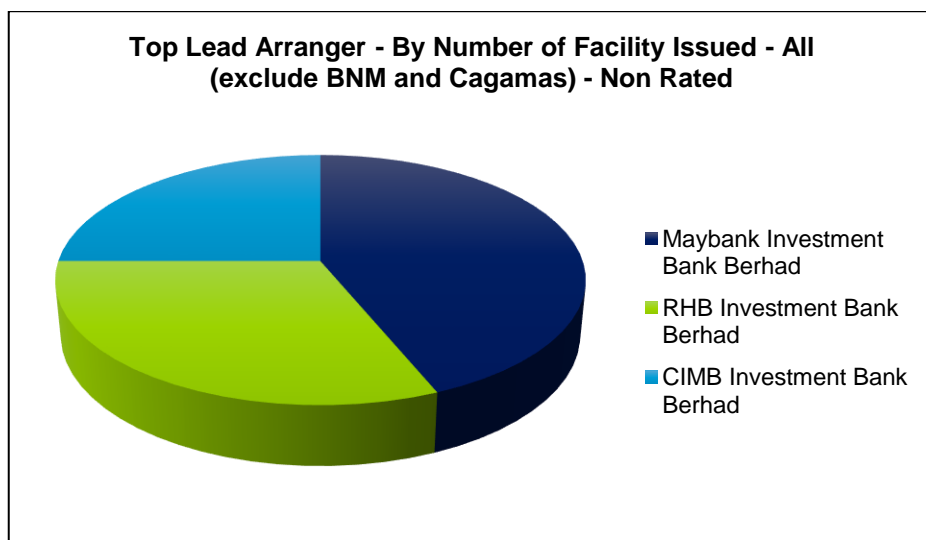
CATEGORY: Top Lead Arranger		Amount: MYR Mil						
CLASSIFICATION: By Number of Facility Issued – All (exclude BNM and Cagamas) – Rated		01 Jan 2021 to 31 Dec 2021				01 Jan 2020 to 31 Dec 2020		
PERIOD		NO OF FACILITY	RANK	MARKET SHARE	FACILITY LIMIT	RANK	MARKET SHARE	NO OF FACILITY
LEAD ARRANGER								
CIMB Investment Bank Berhad		22	1	37.3%	56,898	1	19.8%	19
RHB Investment Bank Berhad		12	2	14.5%	22,100	4	16.0%	10
AmInvestment Bank Berhad		12	3	8.5%	13,002	5	1.9%	7
<b>TOP 3 TOTAL</b>		<b>46</b>		<b>60.3%</b>	<b>92,000</b>		<b>37.7%</b>	<b>36</b>
<b>TOTAL</b>		<b>76</b>		<b>100.0%</b>	<b>152,537</b>		<b>100.0%</b>	<b>78</b>





CATEGORY: Top Lead Arranger		Amount: MYR Mil						
CLASSIFICATION: By Facility Limit – All (exclude BNM and Cagamas) – Non Rated		01 Jan 2020 to 31 Dec 2020				01 Jan 2019 to 31 Dec 2019		
PERIOD		FACILITY LIMIT	RANK	MARKET SHARE	NO OF FACILITY	RANK	MARKET SHARE	FACILITY LIMIT
LEAD ARRANGER								
Maybank Investment Bank Berhad		18,058	1	36.9%	7	2	21.1%	11,013
RHB Investment Bank Berhad		7,200	2	14.7%	5	3	19.8%	10,309
CIMB Investment Bank Berhad		6,453	3	13.2%	4	4	12.8%	6,696
<b>TOP 3 TOTAL</b>		<b>31,711</b>		<b>64.9%</b>	<b>16</b>		<b>53.7%</b>	<b>28,018</b>
<b>TOTAL</b>		<b>48,891</b>		<b>100.0%</b>	<b>34</b>		<b>100.0%</b>	<b>52,156</b>

CATEGORY: Top Lead Arranger		Amount: MYR Mil						
CLASSIFICATION: By Number of Facility Issued – All (exclude BNM and Cagamas) – Non Rated		01 Jan 2020 to 31 Dec 2020				01 Jan 2019 to 31 Dec 2019		
PERIOD		NO OF FACILITY	RANK	MARKET SHARE	FACILITY LIMIT	RANK	MARKET SHARE	NO OF FACILITY
LEAD ARRANGER								
Maybank Investment Bank Berhad		7	1	36.9%	18,058	2	21.1%	6
RHB Investment Bank Berhad		5	2	14.7%	7,200	1	19.8%	9
CIMB Investment Bank Berhad		4	3	13.2%	6,453	4	12.8%	5
<b>TOP 3 TOTAL</b>		<b>16</b>		<b>64.9%</b>	<b>31,711</b>		<b>53.7%</b>	<b>20</b>
<b>TOTAL</b>		<b>34</b>		<b>100.0%</b>	<b>48,891</b>		<b>100.0%</b>	<b>40</b>





## see the universal perspective

BPAM Malaysia is the leading source of valuations and data for Ringgit denominated Bonds and Sukuk.

Since 2005, our comprehensive range of products have become the market standard when it comes to the Ringgit fixed income universe.

talk to us



- End of Day evaluated pricing for high and low latency bonds, sukuk and short term instruments
- Thomson Reuters – BPA Malaysia Fixed Income Index series
- BPAM Market Implied Rating
- Reference Pricing Service
- BondStream terminal and mobile solutions

Integrity – Accuracy – Focus – Innovation

Accredited by Securities Commission of Malaysia  
and serving over 130 institutions locally and abroad



Bond Pricing Agency Malaysia Sdn Bhd [200401028895 (667403-U)]  
17-8 &19-8, The Boulevard, Mid Valley City  
Lingkaran Syed Putra  
59200 Kuala Lumpur  
Malaysia  
GL: +603-2772 0888  
Fax: +603-2772 0887  
Email: [enquiries@bpam.com.my](mailto:enquiries@bpam.com.my)  
Website: [www.bpam.com.my](http://www.bpam.com.my)