



## Fixed Income &amp; FX Research

19 June 2026

**Macro:** The BOE held its policy interest rate at 3.75% and the policymakers' stance was that higher rates may not be immediately needed. As US-Iran peace deal apparently takes effect, oil prices consolidate just below USD80 per barrel.

**Forex:** USD strength persisted and driven by this week's FOMC stance and while a US-Iran peace deal is apparently struck, caution over inflation continues.

**Fixed Income:** Malaysia's government bonds were relatively supported. Traders await today's May CPI release, but we think the number could still be a benign one, at 1.9% y/y

**Macro**

**Global:** The BOE held its policy interest rate at 3.75% and the policymakers' stance was that higher rates may not be immediately needed in view of uncertainty over inflation especially over latest news on the US-Iran peace agreement; in contrast to ECB and BOJ who are more guarded against inflation risks. Bank Indonesia says starting 1 July, it will limit FX cash purchases without underlying documents to USD10k per month from USD25k previously, a tightening move, and governor Perry Warjiyo said BI is maintaining policy to support IDR. Same day, BI raised policy rate for a third time in about a month to aid IDR and investor confidence. BI raised by 25 bps to 5.75% following a hike on 9 June and 50 bps hike in May.

**Malaysia:** Malaysia rose by eight levels in the 2026 International Institute for Management Development (IMD) World Competitiveness Ranking, up to the 15th position among 70 economies. Last year, Malaysia rose by 11 levels to 23rd among 69 economies, up from 34th out of 67 economies in 2024. The Johor Economic Transformation Plan (JETP) was launched as the state identified 83 investment projects across eight industries, expected to contribute investments worth MYR167.4 billion. The state sees GDP per capita to exceed MYR69k by 2030, at CAGR of 7.5%.

**Forex**

**Global:** USD strength persisted and driven by this week's rather hawkish FOMC stance and while a US-Iran peace deal is apparently struck, caution over inflation continues. Euro (-0.4%) then continued to dwindle amid the dollar strength despite the ECB rate hike last week. The pound (-0.7%) also fell amid the dollar rise and the BOE holding rates and was offered a measured tone against inflation.

**Malaysia:** MYR took a hit and weakened 1.2% yesterday to close below 4.120 on the heels of the USD strength post FOMC meeting, as well as cautious sentiment in the FX markets amid global central bank meetings, especially after the BOJ rate hike this week.

**Fixed Income**

**Global Bonds:** US Treasuries posted modest gains, as demand came in amid the relatively high yield levels, in our opinion, despite the hawkish tone of the FOMC this week. Mixed US jobs data also aided bonds. The US initial jobless claims fell by 4k.

**MYR Bonds:** Malaysia's government bonds were relatively supported even after the prior day's UST yield rise. Traders await today's May CPI release, but we think the number could still be a benign one, at 1.9% y/y. Malaysia's corporate bonds were also supported and we noted decent flows on various GG, AAA and AA names. On the AAA segment, Johor Corp 07/33 and 07/38 closed at 3.78% and 3.97% respectively. On the GG curve, LPPSA 08/30 and 02/31 closed at 3.49% and 3.55% respectively.

**Commodities**

**Oil prices** were contained below the USD80 per barrel level as the US-Iran peace deal apparently is taking effect, though pace of the planned reopening of the Straits of Hormuz remains unclear. Brent was seen at USD79.85 per barrel, up 0.4% d/d.

**FX Daily Rates**

Vs. USD	Last Close	Per cent
DX/USD	100.85	0.8
EUR/USD	1.146	(0.4)
AUD/USD	0.701	(0.0)
GBP/USD	1.321	(0.7)
USD/JPY	161.38	0.5
USD/MYR	4.117	1.2
USD/IDR	17,710	(0.2)
USD/THB	32.75	0.5
USD/SGD	1.290	0.1
USD/CNY	6.778	0.0

**Ringgit Outlook for The Week**

	1	2
Resistance	4.111	4.176
Support	3.945	3.843

**Major Sovereign Yields (%)**

Sov. Yield	Last Close	bps
UST 2Y	4.18	(1)
UST 10Y	4.45	(3)
Germany 10Y	2.93	0
UK 10Y	4.76	1
Japan 10Y	2.62	2
Australia 10Y	4.77	0
China 10Y	1.73	0

**MGS Bond Yields (%)**

MGS	Last	bps
3-Year	3.25	1
5-Year	3.44	1
7-Year	3.56	1
10-Year	3.59	1
15-Year	3.84	1
20-Year	3.97	1
30-Year	4.10	1

**MYR Swap Rates (%)**

Swap / Rates	Last Close	bps
IRS 1-Year	3.40	0
IRS 3-Year	3.45	1
IRS 5-Year	3.51	2
IRS 7-Year	3.59	2
IRS 10-Year	3.71	0
3M KLIBOR	3.36	0

**Key Commodities**

Commodities	Last Close	Per cent
Brent (USD/bbl)	79.85	0.4
WTI (USD/bbl)	76.60	(0.2)
Gold (USD/oz)	4,210	(1.1)
CPO (RM/tonne)	4,510	0.2

**Policy Rates**

Central Banks	Current	Next
US Fed Funds	3.75	30-Jul
ECB Deposit Rate	2.25	23-Jul
BOE Base Rate	3.75	30-Jul
RBA Cash Rate	4.35	11-Aug
BOJ Cash Rate	1.00	31-Jul
RBNZ Cash Rate	2.25	08-Jul
PBOC 1Y LPR	3.00	-
BNM OPR	2.75	09-Jul

Sources: Bloomberg, Trading Economics, AmBank Economics  
Note: Changes are based on day-on-day percentage, except for MGS Yield, Sovereign Yields, and IRS, where changes are in bps.

Currencies

	Latest	1-day	1 week	1-Month	1-Year	Percentage Change					Trend Line		
	18-Jun-26	17-Jun-26	11-Jun-26	19-May-26	18-Jun-25	1-day	1-week	1-month	1-year	YTD	1-week	1-month	1-year
DXY Dollar Index	100.85	100.09	99.86	99.33	98.91	0.8	1.0	1.5	2.0	2.6			
EUR/USD	1.146	1.150	1.158	1.161	1.148	(0.4)	(1.0)	(1.3)	(0.2)	(2.5)			
AUD/USD	0.701	0.701	0.705	0.711	0.651	(0.0)	(0.5)	(1.3)	7.7	5.1			
GBP/USD	1.321	1.329	1.342	1.340	1.342	(0.7)	(1.6)	(1.4)	(1.6)	(2.0)			
USD/JPY	161.38	160.65	159.93	159.07	145.13	0.5	0.9	1.5	11.2	3.0			
USD/MYR	4.117	4.070	4.065	3.977	4.252	1.2	1.3	3.5	(3.2)	1.4			
USD/IDR	17,710	17,738	17,993	17,705	16,300	(0.2)	(1.6)	0.0	8.7	6.1			
USD/THB	32.75	32.58	32.95	32.65	32.61	0.5	(0.6)	0.3	0.4	4.0			
USD/SGD	1.290	1.288	1.284	1.282	1.285	0.1	0.5	0.6	0.4	0.4			
USD/CNY	6.778	6.776	6.764	6.817	7.195	0.0	0.2	(0.6)	(5.8)	(2.8)			
USD/KRW	1,539	1,517	1,531	1,511	1,373	1.5	0.5	1.9	12.1	6.9			
USD/INR	94.33	94.53	95.76	96.54	86.47	(0.2)	(1.5)	(2.3)	9.1	5.0			
USD/PHP	60.59	60.39	61.36	61.75	56.95	0.3	(1.3)	(1.9)	6.4	3.0			
USD/TWD	31.59	31.58	31.62	31.66	29.53	0.0	(0.1)	(0.2)	7.0	0.5			
USD/HKD	7.837	7.836	7.836	7.833	7.850	0.0	0.0	0.1	(0.2)	0.7			
USD/VND	26,326	26,323	26,325	26,357	26,097	0.0	0.0	(0.1)	0.9	0.1			
NZD/USD	0.576	0.577	0.584	0.584	0.603	(0.2)	(1.4)	(1.4)	(4.5)	(0.1)			

Ringgit Cross Rates

	Latest	1-day	1 week	1-Month	1-Year	Percentage Change					Trend Line		
	18-Jun-26	17-Jun-26	11-Jun-26	19-May-26	18-Jun-25	1-day	1-week	1-month	1-year	YTD	1-week	1-month	1-year
EUR/MYR	4.725	4.716	4.691	4.621	4.892	0.2	0.7	2.3	(3.4)	(0.8)			
GBP/MYR	5.451	5.453	5.433	5.332	5.725	(0.0)	0.3	2.2	(4.8)	(0.1)			
AUD/MYR	2.888	2.870	2.844	2.829	2.764	0.6	1.5	2.1	4.5	6.4			
JPY/MYR	2.551	2.530	2.543	2.500	2.930	0.8	0.3	2.0	(12.9)	(1.5)			
SGD/MYR	3.192	3.168	3.157	3.104	3.310	0.7	1.1	2.8	(3.6)	1.1			
10 CNY/MYR	6.081	6.013	6.000	5.835	5.915	1.1	1.3	4.2	2.8	4.7			
1 million IDR/MYR	2.313	2.288	2.261	2.246	2.607	1.1	2.3	3.0	(11.3)	(5.0)			
THB/MYR	12.556	12.509	12.339	12.185	13.009	0.4	1.8	3.0	(3.5)	(2.2)			
10 HKD/MYR	5.253	5.186	5.189	5.077	5.418	1.3	1.2	3.5	(3.0)	0.7			

Commodities

	Latest	1-day	1 week	1-Month	1-Year	Percentage Change					Trend Line		
	18-Jun-26	17-Jun-26	11-Jun-26	19-May-26	18-Jun-25	1-day	1-week	1-month	1-year	YTD	1-week	1-month	1-year
Brent (USD/barrel)	79.85	79.55	90.38	111.28	76.7	0.4	(11.7)	(28.2)	4.1	31.2			
WTI (USD/barrel)	76.6	76.79	87.71	107.77	75.14	(0.2)	(12.7)	(28.9)	1.9	33.4			
Gold (USD/oz)	4,210	4,257	4,212	4,483	3,369	(1.1)	(0.1)	(6.1)	24.9	(2.5)			
Malaysia CPO (RM/tonne)	4,510	4,501	4,461	4,540	4,085	0.2	1.1	(0.7)	10.4	12.8			

Malaysia Government Securities

	Latest	1-day	1 week	1-Month	1-Year	Basis Points Change					Trend Line		
	18-Jun-26	17-Jun-26	11-Jun-26	19-May-26	18-Jun-25	1-day	1-week	1-month	1-year	YTD	1-week	1-month	1-year
3-Year	3.25	3.24	3.25	3.23	3.21	1	(0)	2	4	25			
5-Year	3.44	3.42	3.43	3.41	3.27	1	1	3	17	18			
7-Year	3.56	3.54	3.57	3.53	3.49	1	(1)	3	6	18			
10-Year	3.59	3.58	3.59	3.60	3.59	1	0	(0)	0	9			
15-Year	3.84	3.83	3.85	3.84	3.73	1	(0)	0	11	8			
20-Year	3.97	3.96	3.97	3.97	3.81	1	0	0	17	12			
30-Year	4.10	4.08	4.10	4.09	4.01	1	0	1	9	12			

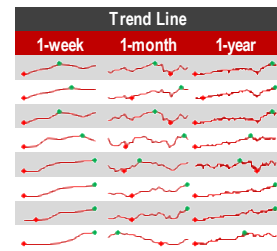
Malaysia Government Investment Issues

	Latest	1-day	1 week	1-Month	1-Year	Basis Points Change					Trend Line		
	18-Jun-26	17-Jun-26	11-Jun-26	19-May-26	18-Jun-25	1-day	1-week	1-month	1-year	YTD	1-week	1-month	1-year
3-Year	3.24	3.23	3.25	3.23	3.22	0	(2)	1	2	14			
5-Year	3.37	3.37	3.39	3.37	3.35	0	(2)	0	2	11			
7-Year	3.55	3.55	3.56	3.57	3.44	1	(1)	(2)	11	21			
10-Year	3.60	3.60	3.63	3.62	3.58	0	(3)	(2)	3	8			
15-Year	3.89	3.88	3.92	3.89	3.71	0	(3)	(1)	17	13			
20-Year	3.98	3.97	3.98	3.98	3.78	1	(0)	(0)	20	12			

Major Equity Indices

	Latest	1-day	1 week	1-Month	1-Year
	18-Jun-26	17-Jun-26	11-Jun-26	19-May-26	18-Jun-25
S&P500 Index	7,501	7,420	7,394	7,354	5,981
Dow Jones	51,565	51,493	50,849	49,364	42,172
Nasdaq	26,518	26,022	25,810	25,871	19,546
London FTSE	10,400	10,509	10,304	10,331	8,843
German DAX	25,027	24,935	24,210	24,401	23,318
Nikkei 225	71,053	69,902	64,217	60,551	38,885
Japan TOPIX	4,068	4,013	3,830	3,851	2,808
FBM KLCI	1,711	1,710	1,680	1,727	1,512

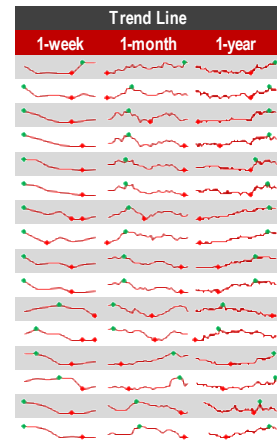
Percentage Change				
1-day	1-week	1-month	1-year	YTD
1.1	1.4	2.0	25.4	95.4
0.1	1.4	4.5	22.3	55.6
1.9	2.7	2.5	35.7	153.4
(1.0)	0.9	0.7	17.6	39.6
0.4	3.4	2.6	7.3	79.7
1.6	10.6	17.3	82.7	172.3
1.4	6.2	5.6	44.9	115.1
0.1	1.9	(0.9)	13.2	14.4



Major Sovereign Yields (%)

	Latest	1-day	1 week	1-Month	1-Year
	18-Jun-26	17-Jun-26	11-Jun-26	19-May-26	18-Jun-25
UST 2Y	4.18	4.18	4.06	4.12	3.94
UST 10Y	4.45	4.49	4.46	4.67	4.39
Germany 2Y	2.61	2.59	2.68	2.76	1.84
Germany 10Y	2.93	2.93	3.03	3.19	2.50
UK 2Y	4.19	4.14	4.34	4.51	3.89
UK 10Y	4.76	4.75	4.91	5.13	4.50
Japan 2Y	1.39	1.39	1.42	1.44	0.75
Japan 10Y	2.62	2.60	2.69	2.79	1.46
Australia 2Y	4.47	4.44	4.53	4.70	3.31
Australia 10Y	4.77	4.77	4.90	5.06	4.25
China 2Y	1.25	1.28	1.28	1.26	1.37
China 10Y	1.73	1.73	1.75	1.75	1.64
Indonesia 2Y	7.13	7.06	7.36	6.53	6.17
Indonesia 10Y	7.05	6.90	7.45	6.78	6.73
Thailand 2Y	1.14	1.13	1.19	1.26	1.49
Thailand 10Y	2.07	2.06	2.25	2.34	1.70

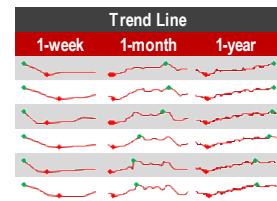
Basis Points Change				
1-day	1-week	1-month	1-year	YTD
(1)	11	6	24	70
(3)	(1)	(21)	6	29
2	(7)	(15)	77	49
0	(10)	(26)	43	7
4	(16)	(32)	30	45
1	(15)	(37)	26	28
0	(3)	(5)	64	21
2	(7)	(17)	117	56
3	(6)	(22)	117	42
0	(12)	(29)	52	3
(3)	(3)	(1)	(12)	(12)
0	(2)	(1)	10	(12)
7	(23)	60	96	213
15	(39)	27	33	98
2	(5)	(12)	(35)	2
0	(18)	(27)	37	43



Key swap rates

	Latest	1-day	1 week	1-Month	1-Year
	18-Jun-26	17-Jun-26	11-Jun-26	19-May-26	18-Jun-25
IRS 1-Year	3.40	3.39	3.41	3.39	3.27
IRS 3-Year	3.45	3.44	3.47	3.45	3.19
IRS 5-Year	3.51	3.49	3.53	3.53	3.27
IRS 7-Year	3.59	3.57	3.60	3.62	3.37
IRS 10-Year	3.71	3.70	3.73	3.70	3.50
IRS 20-Year	4.04	4.03	4.06	4.07	3.78

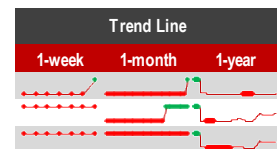
Basis Points Change				
1-day	1-week	1-month	1-year	YTD
0	(2)	0	13	19
1	(2)	(0)	26	18
2	(2)	(2)	24	16
2	(1)	(3)	22	18
0	(3)	0	21	15
2	(2)	(2)	27	16



Key KLIBOR rates

	Latest	1-day	1 week	1-Month	1-Year
	18-Jun-26	17-Jun-26	11-Jun-26	19-May-26	18-Jun-25
1-Month Klibor	3.01	3.00	3.00	3.00	3.26
3-Month Klibor	3.36	3.36	3.36	3.35	3.50
6-Month Klibor	3.39	3.39	3.39	3.39	3.54

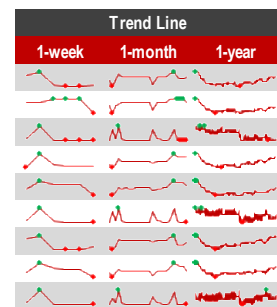
Basis Points Change				
1-day	1-week	1-month	1-year	YTD
1	1	1	(25)	1
0	0	1	(14)	8
0	0	0	(15)	9



Indicative PDS yields

	Latest	1-day	1 week	1-Month	1-Year
	18-Jun-26	17-Jun-26	11-Jun-26	19-May-26	18-Jun-25
3-Year AAA	3.57	3.57	3.58	3.56	3.62
3-Year AA	3.71	3.71	3.71	3.70	3.77
3-Year A	4.45	4.45	4.45	4.47	4.55
5-Year AAA	3.66	3.66	3.66	3.64	3.69
5-Year AA	3.79	3.80	3.79	3.78	3.86
5-Year A	4.62	4.62	4.62	4.65	4.68
10-Year AAA	3.83	3.82	3.84	3.82	3.84
10-Year AA	3.96	3.97	3.97	3.95	4.01
10-Year A	5.02	5.02	5.03	5.05	5.02

Basis Points Change				
1-day	1-week	1-month	1-year	YTD
0	(0)	1	(4)	7
(0)	(0)	1	(6)	4
0	(0)	(2)	(10)	(9)
0	0	2	(3)	7
(0)	(0)	1	(6)	4
(0)	(1)	(3)	(6)	(8)
0	(1)	1	(2)	6
(1)	(0)	1	(5)	4
(0)	(1)	(3)	0	(9)



Sources: Bloomberg, AmBank Economics

Note: All values are end-period

AmBank Economics	
Firdaos Rosli	<a href="mailto:firdaos.rosli@ambankgroup.com">firdaos.rosli@ambankgroup.com</a>
Nik Ahmad Mukharriz Nik Muhammad	<a href="mailto:nik-ahmad-mukharriz.n@ambankgroup.com">nik-ahmad-mukharriz.n@ambankgroup.com</a>
Lee Si Xin	<a href="mailto:lee.si-xin@ambankgroup.com">lee.si-xin@ambankgroup.com</a>
Raja Adibah Raja Hasnan	<a href="mailto:raja-adibah.r@ambankgroup.com">raja-adibah.r@ambankgroup.com</a>
Michael Yim	<a href="mailto:yim.soon-kah@ambankgroup.com">yim.soon-kah@ambankgroup.com</a>
Aman Nazmi Abd Karim	<a href="mailto:aman-nazmi.abd-karim@ambankgroup.com">aman-nazmi.abd-karim@ambankgroup.com</a>
Group Treasury & Markets	
Corporate Client Group (CCG)	+603-2059 8700/8600
Institutional Client Group (ICG)	+603-2059 8690
Azli Bin Abdul Jamil	<a href="mailto:azli-abd-jamil@ambankgroup.com">azli-abd-jamil@ambankgroup.com</a>
Jacqueline E. Rodrigues	<a href="mailto:jacqueline-r@ambankgroup.com">jacqueline-r@ambankgroup.com</a>
Ho Su Farn	<a href="mailto:ho-su-farn@ambankgroup.com">ho-su-farn@ambankgroup.com</a>
Melisa Lim Giok Ling	<a href="mailto:melisa-lim@ambankgroup.com">melisa-lim@ambankgroup.com</a>
Roger Yee Chan Chung	<a href="mailto:roger-yee@ambankgroup.com">roger-yee@ambankgroup.com</a>
Muhammad Hafizin Aiman Bin Halim	<a href="mailto:muhammad-hafizin-aiman.h@ambankgroup.com">muhammad-hafizin-aiman.h@ambankgroup.com</a>

## DISCLOSURE AND DISCLAIMER

This report is prepared for information purposes only, and it is issued by AmBank (M) Berhad ("AmBank") without regard to your individual financial circumstances and objectives. Nothing in this report shall constitute an offer to sell, warranty, representation, recommendation, legal, accounting or tax advice, solicitation, or expression of views to influence anyone to buy or sell any real estate, securities, stocks, foreign exchange, futures, investment, or other products. AmBank recommends that you evaluate a particular investment or strategy based on your individual circumstances and objectives and/or seek financial, legal, or other advice on the appropriateness of the particular investment or strategy.

The information in this report was obtained or derived from sources that AmBank believes are reliable and correct at the time of issue. While all reasonable care has been taken to ensure that the stated facts are accurate and views are fair and reasonable, AmBank has not independently verified the information and does not warrant or represent that it is accurate, adequate, complete, or up-to-date. Therefore, it should not be relied upon as such. All information included in this report constitutes AmBank's views as of this date and is subject to change without notice. Notwithstanding that, AmBank has no obligation to update its opinion or information in this report. Facts and views presented in this report may not reflect the views of or information known to other business units of AmBank's affiliates and/or related corporations (collectively, "AmBank Group").

This report is prepared for the clients of AmBank Group, and it cannot be altered, copied, reproduced, distributed or republished for any purpose without AmBank's prior written consent. AmBank, AmBank Group and its respective directors, officers, employees, and agents ("Relevant Person") accept no liability whatsoever for any direct, indirect, or consequential losses, loss of profits and/or damages arising from the use or reliance on this report and/or further communications given about this report. Any such responsibility is hereby expressly disclaimed.

AmBank is not acting as your advisor and does not owe you any fiduciary duties related to this report. The Relevant Person may provide services to any company and affiliates of such companies in or related to the securities or products and may trade or otherwise effect transactions for their own account or the accounts of their customers, which may give rise to real or potential conflicts of interest.

This report is not directed to or intended for distribution or publication outside Malaysia. If you are outside Malaysia, you should be aware of the laws of the jurisdiction in which you are located.

If any provision of this disclosure and disclaimer is held invalid in whole or part, such provision will be deemed not to form part of this disclosure and disclaimer. The validity and enforceability of the remainder of this disclosure and disclaimer will not be affected.